

# FY25 BUDGET METRO NASHVILLE DAVIDSON COUNTY



**\$3.27 BILLION**

Metropolitan Government's six budgetary (tax-supported) funds

**Recommended FY25 Tax Rate**

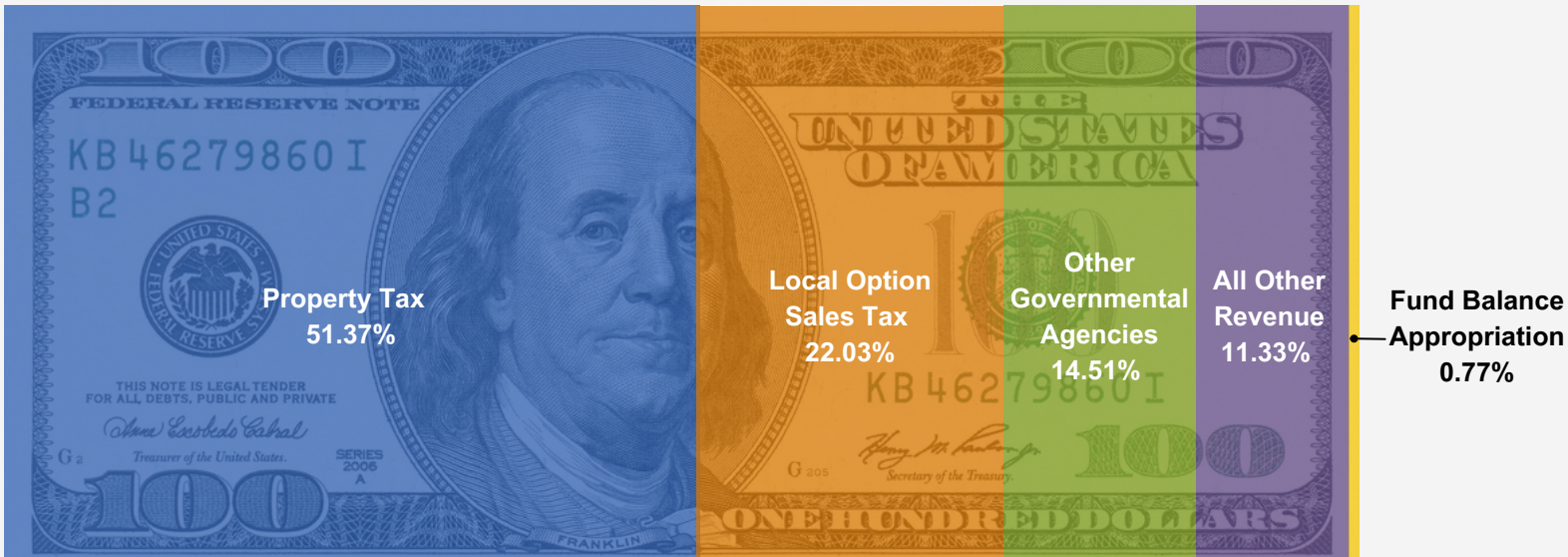
Combined Tax Rate

**\$3.254**

Per \$100 of Assessed Value  
No change from previous year.

## Where the Money Comes From

## Revenues



## Expenditures

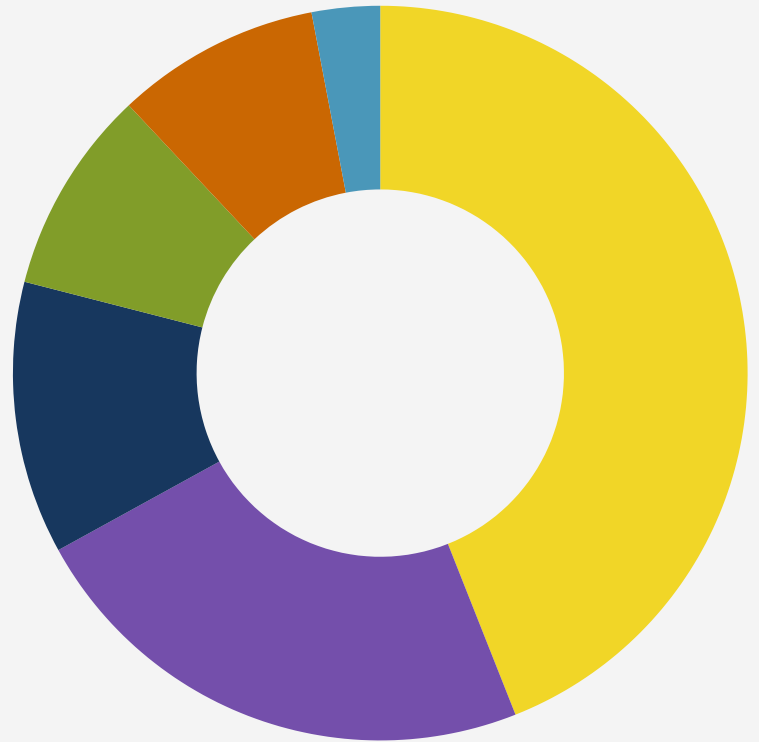
## Where the Money Goes



# FY 2025 Mayor's Recommended Budget

## General Government Operating Funds

 Public Safety & Justice	\$721,251,100	44%
 General Government	\$365,044,500	23%
 Infrastructure & Transportation	\$194,197,200	12%
 Health & Social Services	\$150,559,100	9%
 Recreation & Culture	\$139,950,300	9%
 Regulation & Inspection	\$48,403,500	3%



## BY THE NUMBERS

**Population**  
**712,334**




per capita  
**\$4,600.91**

**EDUCATION**  
**+ \$41,606,100**

Steps for Eligible Employees  
Contractual Increases  
**3.5% COLA**



**EMPLOYEES**  
**+\$46.7 M**



**3.5% COLA**  
**3% Merit Eligibility**  
Increments for Eligible Employees  
**\$20/hour Minimum**

For Budget Related Documents and Resources, please visit  
Office of Management and Budget's  
Citizens Guide to the Metro Budget Website

[nashville.gov/departments/finance/management-and-budget/citizens-guide-budget](https://nashville.gov/departments/finance/management-and-budget/citizens-guide-budget)

