

**Pre-K**

***Purlieu Lesson Plans***

**Created by DeeGee Lester, Education Director**

**The Parthenon**

***Purlieu Exhibit***

***Sharon Charney & Anne Williams***

**West Gallery: November 12, 2011-April 28, 2012**



***Maple Leaf***

***By Sharon Charney***

Dear Pre-K Teachers,

In conjunction with the *Purlieu* exhibit at the Parthenon, the following lesson plans have been developed for your students. Both painters, Sharon Charney and Anne Williams, interpret nature through their art and work to protect the natural world through their efforts with the West Meade Conservancy. These lesson plans highlight the curriculum needs of Pre-K students by allowing the children an opportunity to interact with art and to make connections with objects in nature. By clicking on our web site [www.parthenon.org](http://www.parthenon.org) and then clicking on Educational Resources, you will find other Pre-K and early elementary lesson plans. In addition, we have “Trunk Tours” of the Parthenon that are specially focused on our smallest visitors. When calling to arrange of field trip, you may request this special tour. See the web site for instructions in scheduling a field trip.

DeeGee Lester, Education Director

The Parthenon

### Curriculum Standards





**These activities are based on Pre-K Curriculum from  
McMillan-McGraw Hill**

#### Oral Language Skills:

- Colors
- Positional Terms
- Things We Find in Nature

# Oral Language: Colors

Look at the picture, *Maple Leaf*, by Sharon Charney



Look at the colors to the left and match them to the colors in the picture.

Where do you see the color **RED**?

Where do you see the color **GREEN**?

Where do you see the color **PURPLE**?

Where do you see the color **BLUE**?

# Oral Language: Positional Terms



Look at the tree.

Where is the **TOP** of the tree?

Where is the **Bottom** of the tree?

Which way is **Up** on the tree?

Which way is **DOWN** on the tree?

## Oral Language:

### Things We Find In Nature



**Look** at the pictures.

**Listen** as the teacher describes something from nature.

**Point** to the thing we find in nature.

A **flower** is a plant with blossoms.

A **tree** is a tall plant with a trunk and leaves.

A **waterfall** is a fall of water, usually from a great height.