

Metro Animal Care and Control

Monthly Report

JULY 2015

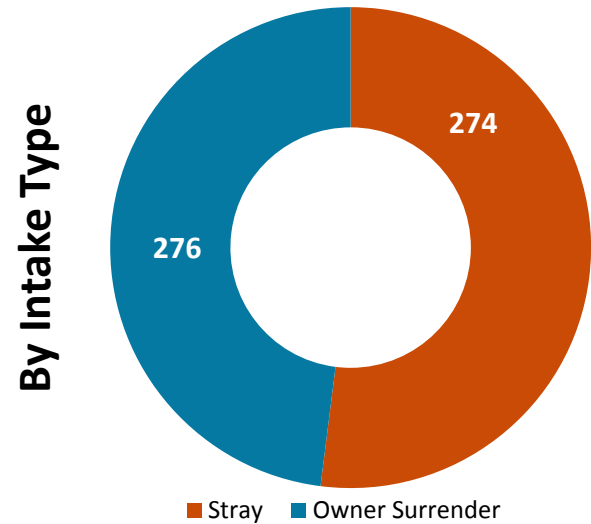
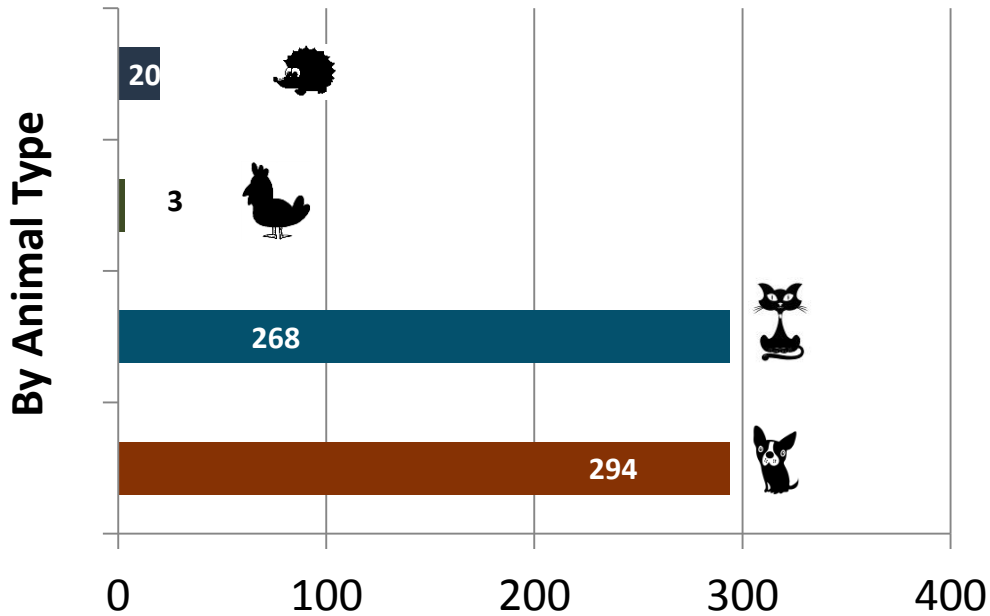


METRO NASHVILLE
ANIMAL CARE & CONTROL

July 2015 Intakes

	Kitten	Adult Cat	Puppy	Adult Dog	Other	Wildlife	Total
Owner Surrender	76	71	12	114	3	0	276
Request for Humane Euthanasia	4	9	2	20	0	0	35
Stray	73	35	16	130	0	20	274
Total	153	115	30	264	3	20	585

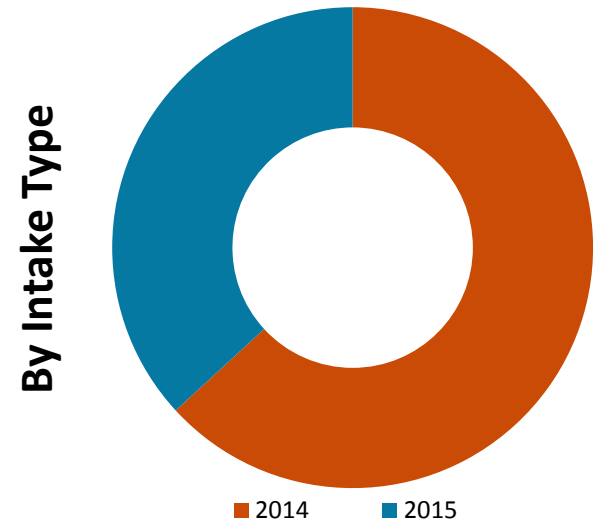
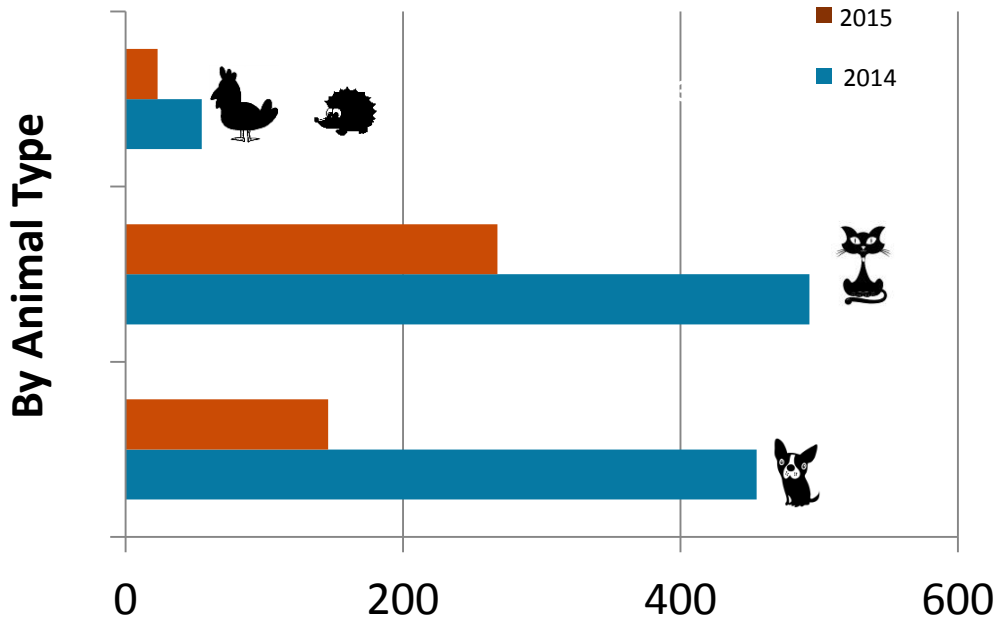
Kitten/Puppy: 6 weeks old to 11 months old
Adult Cat/Dog: 1 year or older
Other: Includes Livestock, small animals



July 2014 to 2015 Intakes

	2014				2015			
	Cats	Dogs	Other	Total	Cats	Dogs	Other	Total
Owner Surrender	207	261	11	479	147	126	3	276
Request for Humane Euthanasia (Owner Surrender)	4	14	1	19	13	22	0	35
Stray	282	180	43	505	108	146	20	274
Total	493	455	55	1003	268	294	23	585

Other: Includes Livestock, small animals and wildlife



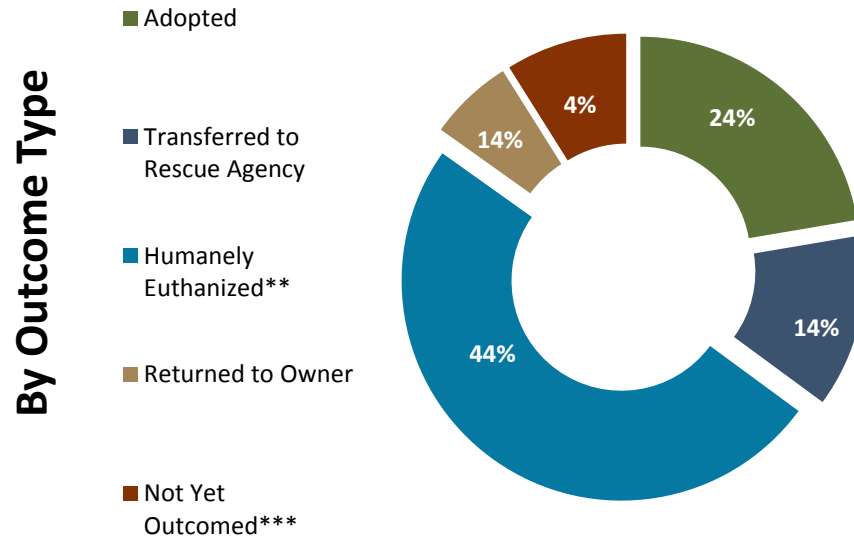
July 2015 Outcomes*

	Kitten	Adult Cat	Puppy	Adult Dog	Other	Wildlife	Total
Adopted	43	23	10	64	0	0	140
Transferred to Rescue Agency	15	1	18	41	3	2	80
Returned to Owner	1	2	1	35	0	0	39
Community Cats Program	0	0	0	0	0	0	0
Humanely Euthanized**	116	51	4	129	0	12	312
Total	175	77	33	269	3	14	571

Kitten/Puppy: 6 weeks old to 12 months old

Adult Cat/Dog: 1 year or older

Other: Includes Livestock, small animals and wildlife



*Outcome Data will rarely match Intake Data due to the fluidity of the shelter census. Animals are constantly being moved through the "Animal Flow Through" process.

**This percentage does not include Owner Requested Euthanasia and Wildlife.

***Not Yet Outcomed refers to animals that are still in the shelter or foster care.

July 2014 to 2015 Outcomes*

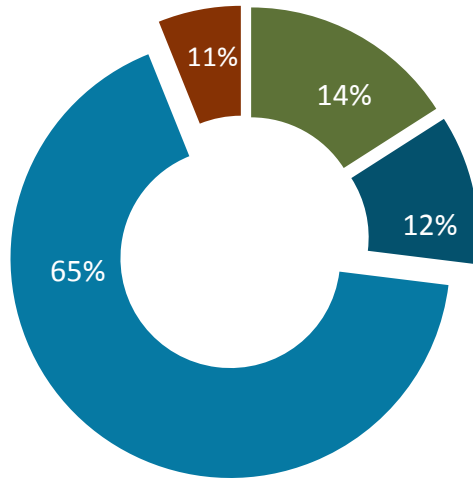
	2014				2015			
	Cats	Dogs	Other	Total	Cats	Dogs	Other	Total
Adopted	54	102	9	165	66	74	0	140
Transferred to Rescue Agency	11	96	7	114	16	59	5	80
Returned to Owner	4	59	0	63	3	36	0	39
Community Cat Program	4	0	0	4	0	0	0	0
Humanely Euthanized	455	217	21	693	167	133	12	312
Total	528	474	37	1039	252	302	17	571

Other: Includes Livestock, small animals and wildlife

By Outcome Type

2014

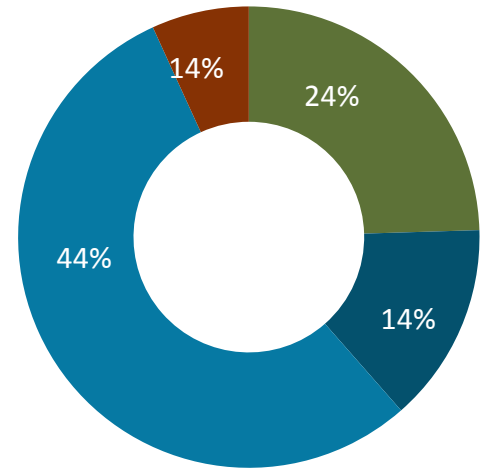
- Adopted
- Transferred to Rescue Agency
- Humanely Euthanized**
- Returned to Owner



By Outcome Type

2015

- Adopted
- Transferred to Rescue Agency
- Humanely Euthanized**
- Returned to Owner



*Outcome Data will rarely match Intake Data due to the fluidity of the shelter census. Animals are constantly being moved through the "Animal Flow Through" process.

**This percentage does not include Owner Requested Euthanasia and Wildlife.

Year to Date Comparison

Other: Includes Livestock, small animals and wildlife

