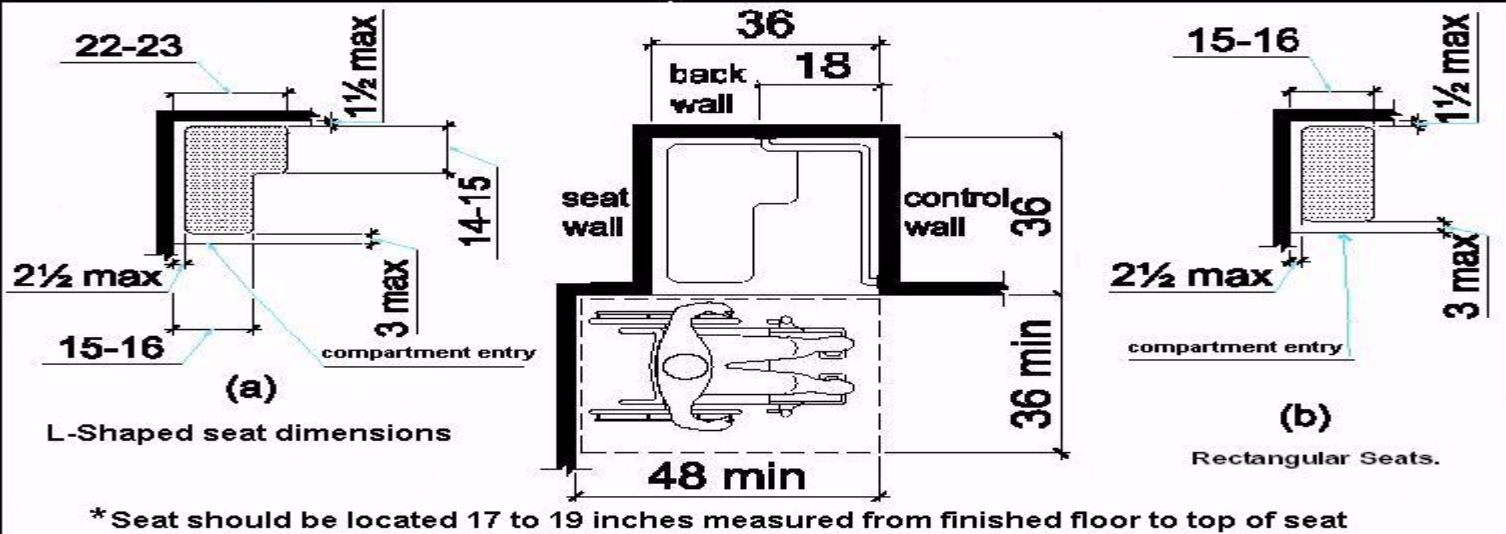
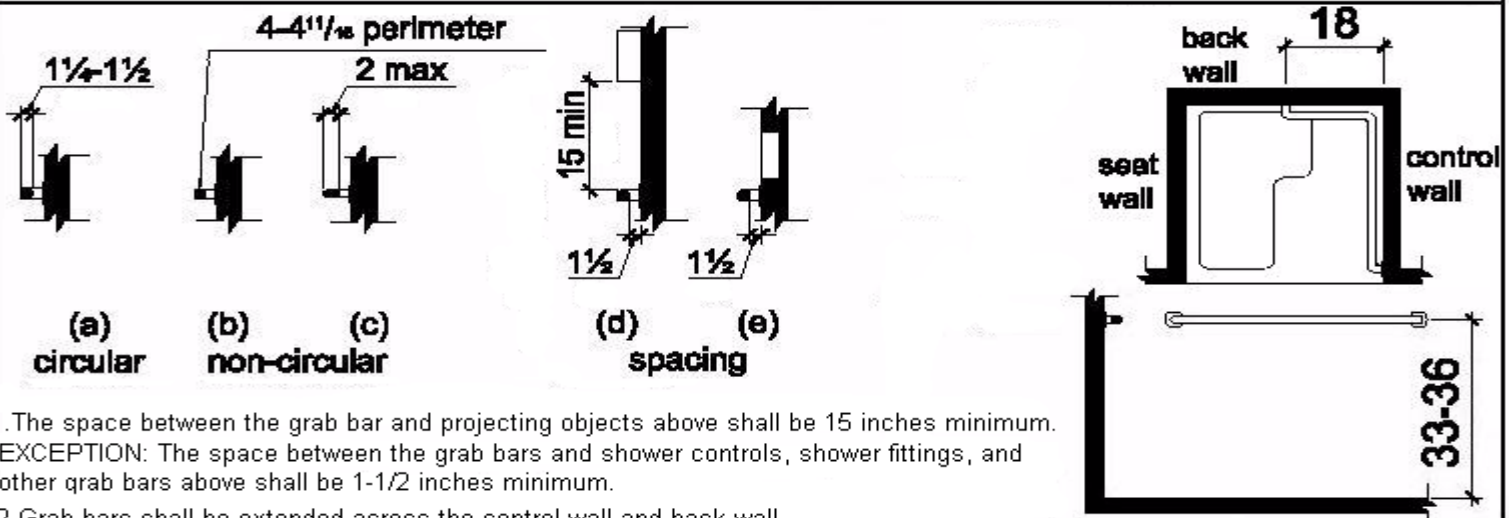


Transfer Type Showers.
All measurements are in inches.

Transfer Type Shower

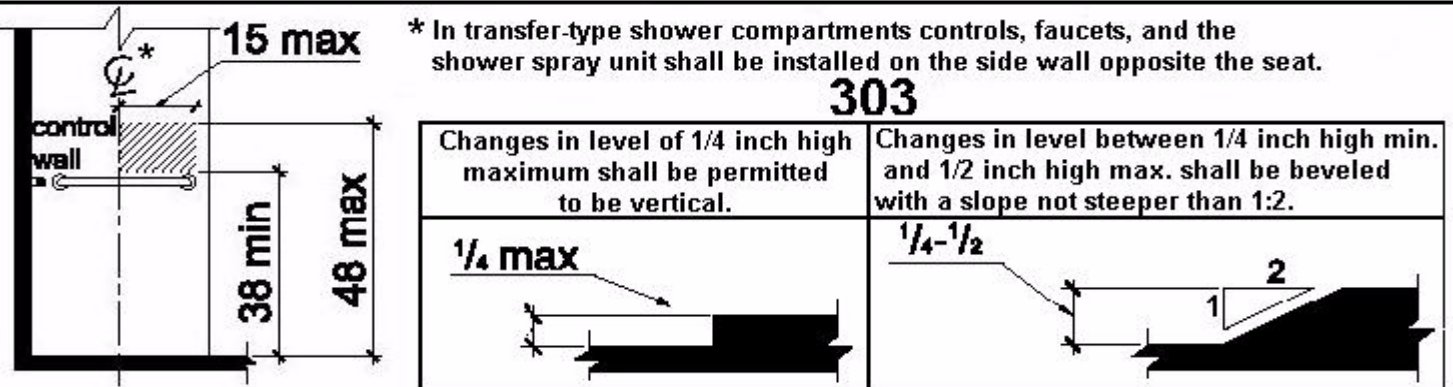


Grab Bar Details for Showers



- The space between the grab bar and projecting objects above shall be 15 inches minimum. EXCEPTION: The space between the grab bars and shower controls, shower fittings, and other grab bars above shall be 1-1/2 inches minimum.
- Grab bars shall be extended across the control wall and back wall to a point 18 inches from the control wall.

Transfer Shower Controls and Miscellaneous Details.



- A shower spray unit with a hose 59 inches long minimum that can be used both as a fixed shower head and as a hand-held shower shall be provided. The shower spray unit shall have a water-on and water-off control. If an adjustable-height shower head on a vertical bar is used, the bar shall be installed so as not to obstruct the use of grab bars. Bathtub/shower spray units shall deliver water that is thermal shock protected to 120°F maximum.
- Thresholds in shower compartments shall be 1/2 inch high maximum in accordance with 303.
- Enclosures for shower compartments shall not obstruct operable parts or obstruct transfer from wheelchairs onto shower seats.