

NASHVILLE OVERFLOW

ABATEMENT PROGRAM

NASHVILLE, TENNESSEE

Monthly Report 225

December 2008

Prepared by

**Metropolitan Government of
Nashville and Davidson County
Department of Water & Sewerage Services**

KARL F. DEAN
MAYOR



METROPOLITAN GOVERNMENT OF NASHVILLE AND DAVIDSON COUNTY

DEPARTMENT OF WATER AND SEWERAGE SERVICES
1600 SECOND AVENUE NORTH
NASHVILLE, TN 37208-2206

January 15, 2009

Mr. Scott Potter, Director
Department of Water & Sewerage Services
1600 Second Avenue North
Nashville, TN 37208

**Re: Nashville Overflow Abatement Program
Monthly Report for December 2008**

Dear Mr. Potter:

Please find enclosed the Monthly Progress Report No. 225 for December 2008, which shows the cumulative progress of the Overflow Abatement Program through the month of December.

This is the final submittal of this report. A new report highlighting activities and progress under the draft Consent Decree will also be issued for calendar year 2008, with subsequent reports to be submitted as outlined in the Consent Decree.

Respectfully,

A handwritten signature in black ink, appearing to read "Gregory A. Ballard".

Gregory A. Ballard
Engineer 3 – OAP Engineer

Enclosure(s)

xc: Mr. Cyrus Toosi, Assistant Director – Engineering
Mr. Hal Balthrop, Assistant Director – System Services
Mr. David Tucker, Assistant Director - Operations

TABLE OF CONTENTS

I. SUMMARY

- A) Executive Summary**
- B) Program Status of Each Project**
- C) Program Schedule of Each Project**

II. FINANCIAL

- A) Financial Summary**
- B) Program Cash Flow/Funding Report**

III. PROGRAM MILESTONES

- A) State Order Milestones - Scheduled vs. Actual**

IV. PROGRAM PLANNING AND DESIGN

- A) Planning and Design Summary**
- B) Planning Phase**
 - 1) Projects Currently in the Planning Phase**
 - 2) Planning Phase Single Source Document**
- C) Design Phase**
 - 1) Projects Currently in the Design Phase**
 - 2) Design Phase Single Source Document**

V. PROGRAM CONTRACTS ADMINISTRATION

- A) Contracts Summary for projects currently in construction, awarded, bid, or advertised.**

VI. PROGRAM CONSTRUCTION

- A) Construction Single Source Document**
- B) Project Construction Summaries for those Projects Currently under Construction**
- C) Construction Inspection Services Single Source Document**

VII. OVERFLOW LOCATIONS

- A) Overflow Location Map**
- B) Identified Overflow Points**

I. SUMMARY

Executive Summary

Metro Water Services continues to anticipate Entry of the Consent Decree with the Tennessee Department of Environment and Conservation and the Environmental Protection Agency for the next Phase of the Overflow Abatement program. The development of the Corrective Action Plan / Engineering Report and the update to the Long Term Control Plan continue, and both plans will create the road map for the correction of the remaining Separated Sewer System overflows and enhance compliance with the goals of the Clean Water Act related to the permitted Combined Sewer System outfalls.

One of the requirements included in the draft Consent Decree involves annual reporting of activities performed by Metro Water Services towards compliance with the Consent Decree. Even though the Consent Decree has not yet been entered, Metro Water Services will begin submitting a new report consistent with those requirements for Calendar Year 2008. We will no longer be producing and distributing the current report following this December 2008 edition.

During the month of December, engineering activities continued on projects related to both the Separated and Combined Sewer Systems. Seasonal increases in rainfall events and groundwater conditions will improve the opportunity for progress on data gathering for future collection system rehabilitation projects. A project kick off meeting for the Design assignments for Optimization of the Whites Creek Treatment Plant's unit processes occurred on December 12, 2008. An RFP for design services for the improvements to the Whites Creek Wastewater Pumping Station has been initiated. The design of the new Washington Regulator facility approaches completion, and discussions with impacted businesses continue.

Construction activities on projects addressing the Separated Sewer System continue, with capacity improvements at the Dry Creek Pumping Station operationally complete. Formal notice of completion was issued to EPA and TDEC on December 4, 2008. Proposals for the construction of the upcoming rehabilitation projects in the Hermitage and Inglewood areas were evaluated, with award being held pending an end of year budget review. Proposals for construction services for Equalization Basins to be located at the Barker Road / Omohundro and the West Park sites are under evaluation, with an Intent to Award to be issued in adequate time for completion by the draft Consent Decree date of December 31, 2009.

In addition to the project – specific activities, draft documents for a Back – Up Power Study and the update to the Nine Minimum Control Plan for the Combined Sewer System are also nearing completion.

GAB

*Metropolitan Government of Nashville and Davidson County
 Department of Water and Sewerage Services
 Nashville Overflow Abatement Program*

MISCELLANEOUS PROJECTS

SEPARATE SANITARY SEWER OVERFLOW CORRECTIONS

<i>OAP Number</i>	<i>Project Name</i>	<i>MWS Project Number</i>	<i>Council Districts</i>	<i>Scheduled Finish</i>	<i>Construction Cost Estimate</i>	<i>Total Cost Estimate</i>	<i>Project Status</i>
1003	OAP Program Assistance - CTEE	06SC0128		31-Dec-09	0	330,000	Active
1004	OAP Program Assistance - CDM	06SC0129		31-Dec-09	0	64,800	Active
1005	OAP Program Assistance - BWSC	06SC0130		31-Dec-09	0	25,000	Active
Total Projects:		3	SUBTOTALS :		0.00	419,800.00	

CUMBERLAND RIVER CSO CORRECTIONS

<i>OAP Number</i>	<i>Project Name</i>	<i>MWS Project Number</i>	<i>Council Districts</i>	<i>Scheduled Finish</i>	<i>Construction Cost Estimate</i>	<i>Total Cost Estimate</i>	<i>Project Status</i>
1019	Kerrigan Trash Trap Refurbishment	08SG0097		31-Dec-09	250,000	250,000	Construction
Total Projects:		1	SUBTOTALS :		250,000.00	250,000.00	

TOTAL ESTIMATED COST - MISCELLANEOUS PROJECTS 669,800.00

*Metropolitan Government of Nashville and Davidson County
Department of Water and Sewerage Services
Nashville Overflow Abatement Program*

PROJECTS IN DESIGN

SEPARATE SANITARY SEWER OVERFLOW CORRECTIONS

<i>OAP Number</i>	<i>Project Name</i>	<i>MWS Project Number</i>	<i>Council Districts</i>	<i>Scheduled Finish</i>	<i>Construction Cost Estimate</i>	<i>Total Cost Estimate</i>	<i>Project Status</i>
657	Lower East Nashville - Phase 3	91SC055C	5	16-Sep-09	1,000,000	1,400,000	MWS Data Collection

Total Projects: 1 **SUBTOTALS :** 1,000,000.00 1,400,000.00

CUMBERLAND RIVER CSO CORRECTIONS

<i>OAP Number</i>	<i>Project Name</i>	<i>MWS Project Number</i>	<i>Council Districts</i>	<i>Scheduled Finish</i>	<i>Construction Cost Estimate</i>	<i>Total Cost Estimate</i>	<i>Project Status</i>
814	Washington Regulator Improvements - Phase II	94SC005B	05,06	11-Feb-09	10,000,000	10,796,318	In Design
815	Washington Regulator Improvements - Phase I	94SC005B	5	08-Jul-09	9,650,000	11,239,747	In Design

Total Projects: 2 **SUBTOTALS :** 19,650,000.00 22,036,065.00

TOTAL ESTIMATED COST - PROJECTS IN DESIGN 23,436,065.00

*Metropolitan Government of Nashville and Davidson County
Department of Water and Sewerage Services
Nashville Overflow Abatement Program*

ADVERTISED PROJECTS

SEPARATE SANITARY SEWER OVERFLOW CORRECTIONS

<i>OAP Number</i>	<i>Project Name</i>	<i>MWS Project Number</i>	<i>Council Districts</i>	<i>Scheduled Finish</i>	<i>Construction Cost Estimate</i>	<i>Total Cost Estimate</i>	<i>Project Status</i>
492	Hermitage Area Sewer Rehabilitation	99SG009C	11		1,200,000	1,450,000	Design Complete
638	Inglewood Rehabilitation Ph. 4	90SC150H	7,8	12-Oct-07	850,000	1,108,768	Design Complete
651	Basswood / West Park EQ	05SC0033	20	26-Feb-08	10,000,000	10,336,342	Design complete
888	Barker Road / Omohundro EQ	03SC136A	15	14-May-10	10,000,000	10,919,625	Design complete
1009	Mill Creek 36" Trunk Repair	06SC0185	28	06-Dec-08	950,000	1,140,000	Bids Rejected

Total Projects: 5 **SUBTOTALS :** 23,000,000.00 24,954,735.00

TOTAL ESTIMATED COST - ADVERTISED PROJECTS 24,954,735.00

*Metropolitan Government of Nashville and Davidson County
 Department of Water and Sewerage Services
 Nashville Overflow Abatement Program*

PROJECTS UNDER CONSTRUCTION

TREATMENT PLANT EXPANSION

<i>OAP Number</i>	<i>Project Name</i>	<i>MWS Project Number</i>	<i>Council Districts</i>	<i>Scheduled Finish</i>	<i>Construction Cost Estimate</i>	<i>Total Cost Estimate</i>	<i>Project Status</i>
548	Dry Creek WWTP Optimization - Aeration	97SG0083	10	13-Nov-07	1,735,000	1,735,000	In Construction
549	Dry Creek WWTP Optimization - P.S.	97SG0082	10	13-Nov-07	1,860,000	1,860,000	In Construction
Total Projects:		2	SUBTOTALS :		3,595,000.00	3,595,000.00	

SEPARATE SANITARY SEWER OVERFLOW CORRECTIONS

<i>OAP Number</i>	<i>Project Name</i>	<i>MWS Project Number</i>	<i>Council Districts</i>	<i>Scheduled Finish</i>	<i>Construction Cost Estimate</i>	<i>Total Cost Estimate</i>	<i>Project Status</i>
123	Data Integration System	02SG010B		28-Sep-06	1,000,000	1,000,000	In Construction D/B
426	28th Avenue Rehabilitation - Phase 1	91SC036B	20,24	15-Sep-08	1,279,165	1,777,357	In Construction
Total Projects:		2	SUBTOTALS :		2,279,165.00	2,777,357.00	

TOTAL ESTIMATED COST - PROJECTS UNDER CONSTRUCTION 6,372,357.00

*Metropolitan Government of Nashville and Davidson County
Department of Water and Sewerage Services
Nashville Overflow Abatement Program*

COMPLETED PROJECTS - CLOSED OUT

MISCELLANEOUS PROJECTS

<i>OAP Number</i>	<i>Project Name</i>	<i>MWS Project Number</i>	<i>Council Districts</i>	<i>Close Out Date</i>	<i>Construction Cost</i>	<i>Total Cost</i>	<i>Project Status</i>
120	Wastewater SCADA System	90SC004A	All	17-May-00	2,157,432	2,732,492	Closed
121	Rain Gage Alert System Implementation	90SC04A1	All			22,710	Closed
325	McCabe Richland Water Main	88WC128A	22,24	01-Dec-93	644,106	723,230	Water Project
466	Omohundro WTP Separation	98SC014B	15	21-Jun-04	180,996	207,010	Closed
604	Water Quality Studies	99SC004A	All			0	Complete
606	Tributary Streams Study - Phase II	99SC0004	All			551,368	Closed
607	Whites Creek Manhole Survey	95SC04C1	01,02,03,04			56,000	Report Complete
608	Cumberland Tributary Study	95SC0004	All			980,442	Closed
750	Sulfide System Equipment	99SG010E	15	22-Sep-03	418,000	633,000	Complete
Total Projects:		9	SUBTOTALS :		3,400,534.26	5,906,252.16	

*Metropolitan Government of Nashville and Davidson County
Department of Water and Sewerage Services
Nashville Overflow Abatement Program*

COMPLETED PROJECTS - CLOSED OUT

TREATMENT PLANT EXPANSION

<i>OAP Number</i>	<i>Project Name</i>	<i>MWS Project Number</i>	<i>Council Districts</i>	<i>Close Out Date</i>	<i>Construction Cost</i>	<i>Total Cost</i>	<i>Project Status</i>
401	Dry Creek Plant & Equalization Basin	89SC0092	10	01-Jan-00	22,443,558	28,481,977	Closed
501	Central WWTP Design	90SC0005	20		0	6,295,387	Plan/Design Complete
502	Central CSO Pumping Station	90SC146A	20	23-Aug-99	21,320,079	25,373,255	Closed
503	South Grit Facility	90SC146B	20	01-Feb-01	14,943,644	17,168,668	Closed
507	Biosolids Management Facility	91SC047C	20	12-Jan-98	1,696,619	3,629,249	Closed
508	CWWTP Thermal Ash Removal	90SC005X	20	18-Oct-92	355,298	524,361	Closed
509	CWWTP Excavation of Areas 2,3,13	90SC05X1	20	23-Sep-92	736,774	876,566	Closed
530	CWWTP Miscellaneous Improvements	98SG0005	20	16-Jul-02	4,539,110	6,301,080	Closed
540	Whites Creek WWTP Optimization	02SG0007	01	17-Jun-05	973,104	1,218,545	Closed
541	Whites Creek Blower Improvements	98SG007A	01	29-Oct-99	645,062	761,698	Closed
550	Dry Creek WWTP Optimization Phase 1 Misc	97SG0081	10	25-Jul-05	1,457,832	2,576,791	Closed
552	CWWTP - Main Plant Improvements	90SC005A	20	01-Jan-00	88,017,086	99,649,778	Closed
553	CWWTP - Outfall	90SC005B	20	13-Aug-95	3,543,055	4,064,610	Closed
554	CWWTP - Piping	90SC005G	20	03-Oct-94	2,274,687	2,669,186	Closed
555	CWWTP -Brown's Creek Force Main Tie-In	90SC6B2A	20	03-Oct-94	862,555	916,881	Closed
556	CWWTP Asbestos Abatement	90SC005Y	20	02-Nov-92	59,432	97,513	Closed

Total Projects: 16

SUBTOTALS : 163,867,895.74 200,605,546.33

*Metropolitan Government of Nashville and Davidson County
 Department of Water and Sewerage Services
 Nashville Overflow Abatement Program*

COMPLETED PROJECTS - CLOSED OUT

TRIBUTARY COMBINED SEWER OVERFLOW CORRECTIONS

<i>OAP Number</i>	<i>Project Name</i>	<i>MWS Project Number</i>	<i>Council Districts</i>	<i>Close Out Date</i>	<i>Construction Cost</i>	<i>Total Cost</i>	<i>Project Status</i>
510	Brown's Creek CSO Separation	90SC168A	15,19	14-Dec-94	530,014	734,794	Closed
511	Lewis Street CSO Tunnel	90SC168B	15,19	30-Mar-99	11,815,817	14,327,674	Closed
512	Driftwood CSO Basin - SCE	90SC168C	15	01-Jun-96	6,243,155	8,558,140	See OAP 514
514	Driftwood CSO Basin - Beers	90SG168C	15	30-Apr-99	12,322,511	13,323,391	Closed
837	Boscobel CSO - Village Court Sewer Replacement	94SC05F1	6	27-Oct-08	1,445,104	1,566,610	Complete
853	Benedict & Crutcher 27" Pile Intrusion	94SG05G2		21-Oct-05	479,000	479,000	Closed
Total Projects:		6		SUBTOTALS :	32,835,601.54	38,989,609.13	

*Metropolitan Government of Nashville and Davidson County
Department of Water and Sewerage Services
Nashville Overflow Abatement Program*

COMPLETED PROJECTS - CLOSED OUT

SEPARATE SANITARY SEWER OVERFLOW CORRECTIONS

<i>OAP Number</i>	<i>Project Name</i>	<i>MWS Project Number</i>	<i>Council Districts</i>	<i>Close Out Date</i>	<i>Construction Cost</i>	<i>Total Cost</i>	<i>Project Status</i>
101	Bordeaux Hospital Pumping Station	90SG0062	01	23-Jun-93	77,445	94,777	Closed
102	Whites Creek Pumping Station	86SC16A5	01	30-Jun-91	526,190	712,415	Closed
103	Canter Chase	88SG0111	27	01-Sep-90	44,768	104,327	Closed
104	23rd Avenue Pumping Station	90SG0038	20	01-Oct-91	199,875	244,914	Closed
105	Rainbow Terrace	90SG0098	08	24-Oct-90	46,276	52,805	Closed
106	Neely's Bend Pumping Station / Force Main	90SC0071	09	14-Nov-92	780,917	1,214,517	Closed
107	Clearlake/Harbourtown Planning / Design	90SC059A	29	14-Nov-92	1,127,483	1,409,054	Closed
108	Metro Center Pumping Station	90SC0054	20	09-Apr-92	492,071	682,917	Closed
109	Bell Forge Pumping Station	90SC0055	28	09-Jul-92	172,490	284,471	Closed
110	Cedar Cliff Sewer	86SG0087	29	31-Oct-90	147,267	206,101	Closed
111	Cloverbottom Pumping Station	90SC0056	14	01-Nov-91	33,274	76,250	Closed
112	Park Circle/Lakewood Sewer	90SG0028	11	29-May-91	126,239	338,319	Closed
113	Williamson Ferry Pumping Station	90SC057A	08	28-Jul-92	99,488	184,499	Closed
114	Cleece's Ferry Pumping Station	90SC060A	22	28-Jul-92	102,000	191,493	Closed
115	Madison Heights Pumping Station	90SC0070	08	05-Jul-92	33,500	56,611	Closed
116	Bordeaux Hills Pumping Station & Force Main	90SC0058	01,02	30-Apr-92	870,797	1,103,234	Closed
117	Brookwood Terrace Rehabilitation	89SG0106	24	05-Jul-91	140,427	275,816	Closed
118	Post Road Sewer	89SG0050	24,34	12-Jan-92	318,440	388,785	Closed
143	Clearlake/Harbourtown - Contract A	90SC59BC	29	18-Feb-93	444,200	636,129	Closed
144	Williamson Ferry Lining	90SC57BC	08	18-Feb-93	32,800	64,912	Closed
145	Cleece's Ferry Lining	90SC60BC	22	18-Feb-93	20,301	34,943	Closed
146	Nolensville Road Lining	90SC069B	23,24	01-Mar-93	175,013	113,780	Closed
147	Davidson Branch Lining	90SC110C	16	01-Mar-93	97,986	200,328	Closed
149	Maplehurst Rehabilitation	90SC088B	25,33	19-Sep-93	255,680	341,419	Closed

*Metropolitan Government of Nashville and Davidson County
Department of Water and Sewerage Services
Nashville Overflow Abatement Program*

COMPLETED PROJECTS - CLOSED OUT

SEPARATE SANITARY SEWER OVERFLOW CORRECTIONS

<i>OAP Number</i>	<i>Project Name</i>	<i>MWS Project Number</i>	<i>Council Districts</i>	<i>Close Out Date</i>	<i>Construction Cost</i>	<i>Total Cost</i>	<i>Project Status</i>
150	Smith Springs Rehabilitation - Phase 2	90SC93D2	28,29	21-May-94	350,625	385,615	Closed
151	Smith Springs Rehabilitation - Phase 3	90SC93D3	28,29	22-Apr-94	686,928	742,710	Closed
201	Buena Vista Pumping Station	90SC0072	02	23-Jun-93	204,037	309,256	Closed
202	May Drive Trunk Sewer	90SC0092	09	22-Dec-92	470,983	686,969	Closed
203	Osage Street Replacement Sewer	90SC0113	20,21	23-Feb-98	1,214,136	1,596,180	Closed
204	River Retreat Pumping Station	89SC0136	09	16-Nov-92	971,570	1,222,695	Closed
205	Oak Valley Drive Rehabilitation	90SC0086	04	26-Feb-93	193,956	673,702	Closed
206	Nolensville Road Pipe	90SC110B	16	22-Jan-93	239,038	413,572	Closed
207	Davidson Branch Pumping Station	90SC069C	23	22-Oct-92	339,812	616,749	Closed
208	Hopedale	90SC0074	26	25-May-94	740,483	1,023,783	Closed
209	West Linden Sewer Rehabilitation	90SC0087	18,25	13-May-93	1,182,471	1,771,972	Closed
210	Kenner Ave. Lining	90SC0085	25,34	09-Oct-92	187,800	379,644	Closed
211	Vandiver Pumping Station & Force Main	90SC0184	09	15-Nov-93	745,520	963,069	Closed
215	West Park PS Screens	02SG009C	22	29-Oct-02	420,820	420,820	Closed
220	Foster Avenue Sewer Rehabilitation	90SC110D	16	23-Nov-99	847,039	1,020,251	Closed
290	Hermitage Hills Sewer Rehabilitation Phase 1	99SG09A1	14	16-Jul-02		0	Closed
301	Smith Springs Pumping Station & Equalization Basin	90SC093C	27	02-May-94	3,621,703	4,436,830	Closed
302	Goodlettsville/Mansker Creek	90SC0065	10	17-Sep-99	1,500,000	1,500,000	Closed
303	Gibson Creek - Trunk Sewer & Force Main	90SC136A	03,08,09	02-Dec-93	3,374,621	4,405,528	Closed
304	Pitts Avenue/Lakewood Pumping Station	90SC073A	11	12-Sep-94	665,947	1,141,473	Closed
305	McCabe Richland Interceptor Sewer	90SC0112	22,24	16-Jan-95	9,604,216	10,743,745	Closed
306	Maplehurst Pipe	90SC088A	25,33	16-Sep-93	204,833	377,617	Closed
310	Smith Springs Force Main & Receiving Sewer	90SC093A	27,28,29	05-Jul-93	2,005,570	2,361,034	Closed
312	Smith Springs Rehabilitation - Phase 1	90SC93D1	27,28,29	24-Aug-93	364,206	725,341	Closed

*Metropolitan Government of Nashville and Davidson County
Department of Water and Sewerage Services
Nashville Overflow Abatement Program*

COMPLETED PROJECTS - CLOSED OUT

SEPARATE SANITARY SEWER OVERFLOW CORRECTIONS

<i>OAP Number</i>	<i>Project Name</i>	<i>MWS Project Number</i>	<i>Council Districts</i>	<i>Close Out Date</i>	<i>Construction Cost</i>	<i>Total Cost</i>	<i>Project Status</i>
313	Smith Springs Rehabilitation - Phase 4	90SC93D4	27,28,29	18-Sep-98	1,274,632	1,521,978	Closed
314	Smith Springs Rehabilitation - Phase 5	90SC93D5	27,28,29	05-Jan-01	314,283	341,283	Closed
315	Smith Springs EQ	90SC093K		07-Apr-06	2,100,515	2,410,815	Completed - Closed Out
316	Smith Springs Rehabilitation Phase 6	90SC93K1	29	06-Jan-07	1,145,331	1,145,331	Complete
321	Gibson Creek Pumping Station	90SC136C	08	22-Jun-94	3,525,062	4,410,347	Closed
322	Gibson Creek Sewer Rehabilitation Design	93SC0088	03,08,09		0	154,128	Plan/Design Complete
323	Gibson Creek Rehabilitation - Phase 1	93SC088A	03,08,09	22-Mar-99	1,777,445	2,082,892	Closed
324	Gibson Creek Rehabilitation - Phase 2	93SC088B	03,08,09	08-Mar-01	618,140	738,140	Closed
326	McCabe Richland Rehabilitation - Phase 1	93SC025A	22,24	12-Nov-96	401,773	580,835	Closed
327	West End System Rehabilitation Design	93SC0026	22,24,25		0	466,823	Design Complete
328	Murphy Road Sewer Rehabilitation - Phase 1	93SC027A	18,21,24	22-Sep-96	1,958,757	2,226,759	Closed
329	Clifton Park Sewer Rehabilitation	93SC0028	21,22,24		0	182,950	Plan/Design Complete
330	Sugartree Sewer Rehabilitation - Phase 1	93SC029A	25,34	01-Apr-95	1,709,134	2,169,748	Closed
331	Sugartree Sewer Rehabilitation - Phase 2	93SC029B	25,34	02-Dec-94	679,138	716,451	Closed
332	Sugartree Sewer Rehabilitation - Phase 3	93SC029C	24,25	09-Jan-96	418,315	449,914	Closed
333	Sugartree Sewer Rehabilitation - Phase 4	93SC029D	25	10-Oct-95	294,699	319,404	Closed
340	McCabe Richland Rehabilitation - Phase 2	93SC025B	22,24	25-Aug-98	757,327	838,344	Closed
341	McCabe Richland Rehabilitation - Phase 3	93SC025C	22,24	30-Apr-98	229,787	235,069	Closed
351	West End Sewer Rehabilitation - Phase 1	93SC026A	18,24,25	04-Aug-98	711,775	763,387	Closed
352	West End Sewer Rehabilitation - Phase 2	93SC026B	18,24,25	10-Nov-99	1,014,291	1,099,291	Closed
353	West End Sewer Rehabilitation - Phase 3	93SC026C	18,24,25	14-Mar-01	2,680,143	2,949,381	Closed
354	West End Sewer Rehabilitation - Phase 4	93SC026E	24,25	25-Mar-04	1,055,698	1,193,698	Closed
362	Clifton Park Rehabilitation - Phases 1A&2	93SC028B	21,22,24	25-Jun-99	2,841,319	2,863,529	Closed
363	Clifton Park Rehabilitation - Phases 1B&3	93SC028C	21,24	17-Aug-01	1,763,855	1,911,847	Closed

*Metropolitan Government of Nashville and Davidson County
Department of Water and Sewerage Services
Nashville Overflow Abatement Program*

COMPLETED PROJECTS - CLOSED OUT

SEPARATE SANITARY SEWER OVERFLOW CORRECTIONS

<i>OAP Number</i>	<i>Project Name</i>	<i>MWS Project Number</i>	<i>Council Districts</i>	<i>Close Out Date</i>	<i>Construction Cost</i>	<i>Total Cost</i>	<i>Project Status</i>
364	Clifton Park Rehabilitation - Phase 4	93SC028D	21,24	22-Feb-00	631,320	644,104	Closed
370	Haynes Park Rehabilitation - Phase 1	93SC34D1	02	01-May-97	257,730	581,655	Closed
371	Haynes Park Rehabilitation - Phase 2	93SC34D2	02	20-Feb-97	411,391	424,190	Closed
372	Emerald Drive Rehabilitation - Phase 1	93SC34G1	02	16-Jan-99	235,409	271,943	Closed
373	Emerald Drive Rehabilitation - Phase 2	93SC34G2	02	01-Jan-00	318,070	345,248	Closed
375	Drakes Branch Sewer Rehabilitation	93SC034C	01,02,03,04	17-Aug-01	1,190,486	1,361,486	Closed
379	Parkwood Rehabilitation	93SC034A	02,03,04	01-Aug-95	691,239	733,880	Closed
383	Eatons Creek Sewer Rehabilitation	93SC034E	01,02,03,04	17-Aug-99	350,000	497,000	Closed
386	Aldrich Lane Sewer Rehabilitation	93SC034J	01,02,03,04	30-May-02	1,184,748	1,302,354	Closed
388	Upper Whites Creek Basin Study	93SC0034	01,02,03,04			231,199	Plan/Design Complete
391	Riverside Sewer Rehabilitation Phase 1	90SC078A	02	02-Apr-97	115,442	125,439	Closed
392	Riverside Sewer Rehabilitation Phase 2	90SC078B	02	05-Nov-98	125,000	125,000	Closed
393	Whites Creek I/I Phase 1,2,3,4	93SC034K	2,3,4,8	15-Jun-06	7,500,000	7,500,000	Closed
395	Whites Creek I/I Phase 3	93SC34K2	01,02,03,04	15-Oct-05		0	Closed-merged with 393
396	Whites Creek I/I Phase 4	93SC034L	01,02,03,04	02-Mar-05		0	Closed-merged with 393
397	Whites Creek Trunk Sewer	TBD		01-Oct-08	0	0	Canceled - \$ to PS
402	Loves Branch Sewer Rehabilitation	90SC0066	08	10-Nov-99	631,240	813,609	Closed
403	Hurricane Creek Pump Station Improvements	90SC075A	32	01-Sep-08	800,000	921,167	Complete
404	Brown's Creek Pumping Station	90SC06A1	15	13-Sep-99	8,944,654	11,157,380	Closed
405	West Park Pump Station/Force Main/Equaliz. Basin	86SC16A2	01,22	01-Jul-91	8,911,687	9,641,097	Closed
406	McCrary Creek Pumping Station	90SC0063	14	21-Sep-92	3,443,478	4,201,630	Closed
407	Hurricane Creek	90SC0075	29		0	46,754	Cancelled
410	Riverside Sewer Rehabilitation Design	90SC0078	02			24,897	Design Complete
411	River Drive Sewer Rehabilitation	90SC0079	02	01-May-97	91,563	119,264	Closed

*Metropolitan Government of Nashville and Davidson County
Department of Water and Sewerage Services
Nashville Overflow Abatement Program*

COMPLETED PROJECTS - CLOSED OUT

SEPARATE SANITARY SEWER OVERFLOW CORRECTIONS

<i>OAP Number</i>	<i>Project Name</i>	<i>MWS Project Number</i>	<i>Council Districts</i>	<i>Close Out Date</i>	<i>Construction Cost</i>	<i>Total Cost</i>	<i>Project Status</i>
416	Paragon Mills	90SC0091	26,27,32		0	503,797	Plan/Design Complete
417	McCrary Creek Force Main	90SC0064	14	15-Aug-92	1,453,895	1,839,190	Closed
418	Sims Branch Force Main	90SC064A	13,15	15-Aug-92	1,823,734	2,152,650	Closed
419	Whites Creek Force Main	90SC0120	01	16-Nov-92	415,296	566,106	Closed
420	Brown's Creek Force Main River Crossings	90SC006C	05,06,15,20	01-Dec-94	2,124,492	2,462,400	Closed
421	Brown's Creek Force Main East Segment Design	90SC06B1	06,15		0	335,066	Design Complete
422	Brown's Creek Force Main North Segment Design	90SC06B2	05,20		0	327,950	Design Complete
425	28th Avenue Pumping Station	91SC036A	20	01-Jan-00	6,359,647	7,184,079	Closed
427	28th Avenue Rehabilitation - Phase 2	91SC036D	20,24	15-Apr-08	0	0	Merged with Phase 1
430	Katie Avenue Planning	91SC0055	02,04,05		0	79,519	Planning Complete
431	Cooper Lane Sewer Rehabilitation	91SC0056	07	01-Dec-93	0	18,521	Closed
432	Whittemore Branch Rehabilitation - Phase 1	91SC73A1	30,31	01-Jan-00	1,478,329	3,427,965	Closed
434	Cabot Drive Force Main	91SC083A	22	01-Jul-94	276,012	287,547	Closed
435	Whittemore Branch Rehabilitation - Phase 2	91SC73A2	30,31	01-Jan-00	366,557	425,241	Closed
440	Brown's Creek Force Main	90SC006B	05,06,15	08-Feb-95	9,688,849	10,616,416	Closed
441	Mill Creek Sewer Upgrade Phase 2	96SG110B		22-May-06	9,804,626	11,214,008	Closed
445	Mill Creek Sewer Upgrade Phase 1	96SG110A	15	27-Dec-02	2,852,410	2,943,816	Closed
450	Paragon Mills Relief Sewer	90SC91B1	26,27	09-Jun-94	1,835,475	2,171,591	Closed
451	Paragon Mills Sewer Lining	90SC91B2	26	13-Nov-93	536,486	632,329	Closed
452	Paragon Mills Rehabilitation - Phase 1	90SC91C1	26,27,32	31-May-94	737,876	1,557,079	Closed
453	Mill Creek Sewer Crossing	91SC035A	15	12-Jan-95	976,886	1,238,364	Closed
455	Paragon Mills Rehabilitation - Phase 2	90SC91C2	26,27,32	02-Jun-94	625,543	727,025	Closed
460	Paragon Mills Rehabilitation - Phase 3	90SC091D	26,27,32	26-Mar-99	1,063,027	1,274,856	Closed
470	Wallace Road Sewer Rehabilitation	95SC012A	26,27,28,30		0	88,501	Design Complete

*Metropolitan Government of Nashville and Davidson County
Department of Water and Sewerage Services
Nashville Overflow Abatement Program*

COMPLETED PROJECTS - CLOSED OUT

SEPARATE SANITARY SEWER OVERFLOW CORRECTIONS

<i>OAP Number</i>	<i>Project Name</i>	<i>MWS Project Number</i>	<i>Council Districts</i>	<i>Close Out Date</i>	<i>Construction Cost</i>	<i>Total Cost</i>	<i>Project Status</i>
471	Elissa Drive Sewer Rehabilitation	95SC012B	13	11-Jan-00	1,401,729	1,551,937	Closed
472	Patricia Drive Sewer Rehabilitation	95SC012C	13	05-Jun-00	594,999	672,924	Closed
473	Larchwood Sewer Rehabilitation	95SC012D	14	17-Aug-04	1,184,030	1,279,255	Closed
474	Wilhagen Rd. Sewer Rehabilitation	95SC012E	16	20-Oct-00	476,897	572,083	Closed
475	Glenrose Sewer Rehabilitation	95SC012F	13,16	03-May-02	769,835	858,278	Closed
476	Donelson Plaza Sewer Rehabilitation	95SC012G	15	07-Dec-99	56,728	104,138	Closed
477	Richards Road/Apache Trail Rehabilitation	95SC012H	28	10-Nov-03	917,005	1,038,901	Closed
478	Wallace Road Sewer Upgrade	95SC12A1	26,30	30-Apr-99	126,181	146,181	Closed
480	Wallace Road Sewer System Rehabilitation - Phase 2	95SC12A2	26,27,28,30	20-Oct-00	895,919	952,371	Closed
481	Wallace Road Sewer Rehabilitation - Phase 3	95SC12A3	26,27,28,30	10-Apr-01	1,046,491	1,118,633	Closed
485	Bonnafair Sewer Rehabilitation	99SG0027	14	30-Aug-01	50,680	50,680	Closed
487	McCrary Creek/Smith Springs Equipment Replacement	01SG011A	14,27	17-Nov-03	1,785,902	1,885,902	Closed
491	Tulip Grove Sewer Rehabilitation	99SG009B	11,12	16-Jan-04	1,657,177	1,732,177	Closed
493	Scotts Hollow Sewer Rehabilitation	99SG009D	11	26-Oct-04	2,290,415	2,563,464	Closed
494	Dodson Chapel Sewer Rehabilitation	99SG009E	12,14	19-Jul-06	1,343,793	1,733,793	Complete
495	Langford Farms Sewer Rehabilitation	99SG009F		18-Oct-05	200,000	420,000	Complete
496	Hermitage Hills Sewer Rehabilitation Phase 2	99SG09A2	12,14	15-Aug-02	1,309,155	1,401,000	Closed
497	Hermitage Hills Paving	99SG09A3	14	30-Aug-02	17,704	17,704	Closed
498	Dodson Chapel EQ & PS	99SG009K	14	12-Oct-07	4,295,435	4,841,945	Complete
520	Brown's Creek Force Main Emergency Repair	90SG168E	15	31-Dec-97	318,040	318,040	Closed
560	West Linden Manhole Rehabilitation	90SC087D	18,25	09-Sep-96	77,300	86,988	Closed
561	Anderson Road Sewer Rehabilitation	90SC059E	29	07-Oct-95	199,960	213,170	Closed
562	Clearlake Drive Rehabilitation	90SC059D	29	13-Feb-97	334,398	344,205	Closed
563	Davidson Branch Rehabilitation	90SC069D	23,24	08-Mar-01	614,844	26,770	Closed

*Metropolitan Government of Nashville and Davidson County
Department of Water and Sewerage Services
Nashville Overflow Abatement Program*

COMPLETED PROJECTS - CLOSED OUT

SEPARATE SANITARY SEWER OVERFLOW CORRECTIONS

<i>OAP Number</i>	<i>Project Name</i>	<i>MWS Project Number</i>	<i>Council Districts</i>	<i>Close Out Date</i>	<i>Construction Cost</i>	<i>Total Cost</i>	<i>Project Status</i>
564	Cleece's Ferry Rehabilitation	90SC060D	22,23,24	03-Apr-97	115,222	146,463	Closed
565	Post Road Rehabilitation	95SC0013	24,34	17-Nov-97	419,077	480,100	Closed
566	Kenner Avenue Rehabilitation	90SC085D	25,34	31-Jul-98	273,255	298,488	Closed
567	Madison Heights Rehabilitation	90SC070A	08	01-May-97	57,679	62,302	Closed
568	Rainbow Terrace Rehabilitation	90SC070B	08	16-Oct-97	52,292	57,756	Closed
569	Williamson Ferry Rehabilitation - Phase 2	90SC057D	08	02-Apr-97	327,721	377,524	Closed
570	Berwick Trail Rehabilitation	90SC076A	09	28-Jan-97	60,180	83,005	Closed
571	Vandiver Sewer Rehabilitation - Phase 1	90SC184B	09	18-Sep-98	995,320	1,070,210	Closed
572	Vandiver Sewer Rehabilitation - Phase 2	90SC184C	09	09-Oct-98	188,518	200,288	Closed
573	Dry Creek- Vandiver Sewer Rehabilitation - Phase 3	95SC014D	09	31-Mar-05	516,036	516,036	Closed
574	Williamson Ferry Rehabilitation Phase 3	90SC057E	08	04-Apr-97	86,973	88,460	Closed
575	Williamson Ferry Rehabilitation Phase 4	98SG0190	08	19-Apr-99	67,067	74,567	Closed
576	Neely's Bend Rehabilitation	98SG0189	09	16-Apr-99	118,427	118,427	Closed
580	Sims Branch Force Main Crossing	96SG0109	15	17-Aug-98	201,350	240,913	Closed
583	Mill Crk - Briley/Sims Branch Rehabilitation	95SC012P	15	15-Dec-05	1,605,289	1,689,265	Closed
585	Cleece's Ferry - Phase 3	90SC060E	22	27-May-05	743,869	784,129	Closed
586	Cleece's Ferry P.S. Imprvments	02SG0167	22	21-Nov-05	506,042	553,778	Closed
590	Davidson Branch - Ph 4	90SC069E	23,24	29-Nov-02	1,209,950	1,209,950	Closed
595	Brookwood Terrace	93SC025D	24	04-Nov-03	121,667	121,667	Closed
612	Lower East Nashville Phase 1	90SC148A	02,05	28-Jun-94	754,038	1,013,194	Closed
622	Pump Station Modeling	93PM002A	All		0	125,685	Model Complete
623	Franklin Road Rehabilitation Phase 1	94SC059A	25,33	17-Aug-01	2,685,809	2,868,983	Closed
625	Fairgrounds Trunk Rehabilitation	94SC059B	17,19	06-Mar-01	3,303,143	3,705,291	Closed
627	Fairgrounds Basin Rehabilitation Phase 1	94SC059C	17,18,25	02-Apr-04	3,432,719	3,894,711	Closed

*Metropolitan Government of Nashville and Davidson County
Department of Water and Sewerage Services
Nashville Overflow Abatement Program*

COMPLETED PROJECTS - CLOSED OUT

SEPARATE SANITARY SEWER OVERFLOW CORRECTIONS

<i>OAP Number</i>	<i>Project Name</i>	<i>MWS Project Number</i>	<i>Council Districts</i>	<i>Close Out Date</i>	<i>Construction Cost</i>	<i>Total Cost</i>	<i>Project Status</i>
628	Fairgrounds Basin Rehabilitation Phase 2	94SC059D		04-Dec-06	3,120,614	3,259,438	Closed
629	Dry Creek/Armstrong Rehabilitation	95SC0014	03,09,10	17-Jun-05	2,699,003	3,207,339	Closed
630	Fairgrounds Basin Rehabilitation Phase 3	94SC059E		13-Aug-06	3,044,014	3,205,399	Closed
631	Rivergate Sewer Rehabilitation	95SC0015	10	23-Aug-01	452,707	527,564	Closed
632	Dry Creek - Edenvold Road	03SG0049	10	29-Jan-04	403,000	403,000	Closed
634	Shelby Park / Inglewood Rehabilitation Phase 1-A	90SC150B	06,07	05-Apr-02	3,259,784	3,511,893	Closed
635	Inglewood Trunk Sewer Rehabilitation Phase 1-B	90SC150C	07	20-May-02	150,000	150,000	Closed
637	Shelby Park-Inglewood Rehab Ph. 3	90SC150D	07,08	28-Nov-05	2,118,010	2,435,717	Closed
640	Fairgrounds Basin Rehabilitation Phase 4	94SC059F		19-Aug-06	466,724	466,724	Closed
650	Basswood/American Road Rehabilitation	91SC083C	22	06-Aug-02	998,674	1,138,024	Closed
655	Katie Avenue Rehabilitation	91SC055A	02,04,05	22-Jan-99	906,655	906,655	Closed
656	Lower East Nashville - Phase 2	91SC055B	2,5	18-Apr-07	1,398,173	1,798,173	Complete
665	Joelton - O.F. 145	TBD		09-Sep-04	100,000	170,000	Complete
680	Clifton Park- Cockrill Bend	93SC028K	22	21-Apr-05	2,457,615	2,567,615	Closed
685	Franklin Rd Ph 2 - O.F. 341	94SC59A1	18,25,34	15-Nov-06	1,169,947	1,351,265	Closed
695	Gibson Creek - Graycroft	93SC088D	03,04	22-Feb-05	851,353	995,428	Closed
696	Dry Creek - Madison Blvd.	93SC088E		28-Aug-05	1,489,786	1,615,116	Completed-Closed Out
705	Mill Creek - Seven Mile Creek	95SC012K	26,27,16	25-Jul-05	1,607,188	1,820,875	Closed
710	Mill Creek - Hopedale	95SC012L	26	21-Apr-05	421,223	474,101	Closed
715	Richland Creek / Sylvan Park Phase I	93SC25J1	21,24	22-Jul-05	2,470,578	2,716,808	Complete
716	Richland Creek / Sylvan Park Phase II	93SC25J2		07-Nov-06	1,067,359	1,166,320	Closed
717	Richland Creek - Tyne Blvd.	93SC025M	34	28-Nov-05	762,494	897,327	Closed
718	Richland Creek - Vaughn's Gap	93SC025N	34,35	28-Nov-05	1,911,636	2,109,554	Closed
720	Richland Creek / Lynnwood Blvd.	93SC025K	34	25-Mar-04	703,660	743,660	Closed

*Metropolitan Government of Nashville and Davidson County
Department of Water and Sewerage Services
Nashville Overflow Abatement Program*

COMPLETED PROJECTS - CLOSED OUT

SEPARATE SANITARY SEWER OVERFLOW CORRECTIONS

<i>OAP Number</i>	<i>Project Name</i>	<i>MWS Project Number</i>	<i>Council Districts</i>	<i>Close Out Date</i>	<i>Construction Cost</i>	<i>Total Cost</i>	<i>Project Status</i>
730	Loves Branch Sewer Rehabilitation Phase 2	90SC066A	8	05-Jun-06	1,060,620	1,267,536	Closed
756	System Wide Corrosion/Odor Improvements MWS FY00	TBD		30-Jun-00	479,500	479,500	Complete
757	System Wide Corrosion/Odor Improvements MWS FY01	TBD	All	30-Jun-01	500,000	500,000	Complete
758	System Wide Corrosion/Odor Improvements MWS FY02	TBD		07-Dec-05	500,000	500,000	Complete
818	Chickering Road Rehabilitation	03SG0043	34	11-Oct-04	160,213	160,213	Closed
821	Davidson Branch P.S. Imprvments	02SG0166	23	21-Nov-05	655,571	723,806	Closed
824	Miscellaneous SSO Rehab	TBD		28-Sep-04	150,000	150,000	Complete
826	Manhole Rehabilitation 2004	03SG0224	01,02,03,04	27-Jul-05	505,801	505,801	Closed
827	Manhole Rehabilitation 2005	03SG2241	Var		442,458	442,458	Closed
885	Dry Creek Rehab	95SC014A	4,9,10	06-Dec-06	1,445,808	1,445,808	Complete
886	Richland Creek - Charlotte Pike Rehab	93SC025P	20,24	30-Jun-06	1,780,465	2,069,257	Complete
887	Barker Road Rehab	03SC0136		01-Dec-06	2,170,257	2,270,881	Closed
889	Davidson Branch Rehab Ph 5	90SC069F	23	29-Jun-07	873,894	973,894	Complete
890	Wallace Lane Sewer Rehab	04SG0093		12-Aug-06	1,156,895	1,156,895	Closed
891	Richland Creek - Charlotte Pike Pipe Bridges	93SC25P1	24	20-Feb-07	760,000	760,000	Closed
892	Hurricane Creek Sewer Rehabilitation	90SC075B		01-Jun-07	0	0	Cancelled
1002	Manhole Rehabilitation 2006	03SG2242	Var		336,035	361,035	Closed
1006	OAP Construction Services Assistance	06SC0144	Var		0	0	Closed

Total Projects: 210

SUBTOTALS : 228,839,221.41 266,963,836.02

*Metropolitan Government of Nashville and Davidson County
Department of Water and Sewerage Services
Nashville Overflow Abatement Program*

COMPLETED PROJECTS - CLOSED OUT

CUMBERLAND RIVER CSO CORRECTIONS

<i>OAP Number</i>	<i>Project Name</i>	<i>MWS Project Number</i>	<i>Council Districts</i>	<i>Close Out Date</i>	<i>Construction Cost</i>	<i>Total Cost</i>	<i>Project Status</i>
504	Brown's Creek Modeling	90SC006D	15,19		0	30,350	Model Complete
513	Lewis and Trimble Street CSO Separation	90SC168D	15,19	29-Jul-00	289,556	379,141	Closed
516	Air Quality Permitting	91SC47A1	20	01-Jun-99		0	Closed
601	Cumberland River Modeling & Study	90SC004E	All			773,889	Closed
605	Cumberland River Siphons Investigation	99PM02B1			0	0	Cancelled
609	Kerrigan Underwater Inspection & Repair	96PM002A	20		0	34,903	Inspection Complete
610	Kerrigan CSO Study	94SC005A	20			1,319,028	Study Complete
614	Demonbreun Storm Mgt. Phase 1	90SC147B	19	01-Mar-97	9,261,526	12,419,210	Closed
615	CSO Modeling Study	90SC0115	All		0	826,973	Study Complete
617	Shelby Park Pumping Station	90SC150G	06	28-Apr-00	2,807,817	3,388,326	Closed
618	Demonbreun Storm Mgt. Phase 2	90SC147C	19	27-May-99	16,726,707	18,692,737	Closed
620	Second Avenue Tunnel	90SC0157	19,20	07-Jun-02	14,797,368	17,991,464	Closed
621	Cowan Street Pumping Station	90SC0148	05	07-Dec-01	1,693,108	2,125,433	Closed
654	Cowan St Temporary By-Pass	91SC55A1	05	01-Sep-97	48,192	51,472	Closed
700	Shelby Basin Study	90SC0150	06,07	01-Jul-97	0	164,668	Plan/Design Complete
755	System-Wide Corrosion/Odor Study	99SG010P			250,000	350,000	Analysis Complete
800	Washington CSO Demonstration Study	94SC005B	05,06	28-Oct-96	0	135,339	Study Complete
801	Kerrigan Floatables Control	94SC005C	20	02-Feb-96	458,000	540,411	Closed
802	Kerrigan CSO Study	94SC05A1	20			35,000	Closed
810	First Ave CSO Connections	97SC0006	19	07-Jun-02	711,000	1,000,000	Closed
816	Apex Street Storm Screening Facility	97SC0005	05	01-May-00	1,495,071	1,756,590	Closed
831	Schrader Regulator Screens	94SC05E2	21	26-Aug-08	0	250,000	Canceled/Separation
832	Schrader Brick Trunk Rehabilitation	94SC05E9	21	30-Dec-02	1,204,000	1,204,000	Closed
836	Boscobel Screen	94SC05F1	06	11-Aug-07	0	250,000	Merged with 837 Village C

*Metropolitan Government of Nashville and Davidson County
 Department of Water and Sewerage Services
 Nashville Overflow Abatement Program*

COMPLETED PROJECTS - CLOSED OUT

CUMBERLAND RIVER CSO CORRECTIONS

<i>OAP Number</i>	<i>Project Name</i>	<i>MWS Project Number</i>	<i>Council Districts</i>	<i>Close Out Date</i>	<i>Construction Cost</i>	<i>Total Cost</i>	<i>Project Status</i>
851	Benedict & Crutcher Screen	94SC05G3	06	27-Jun-08	0	250,000	Canceled/Separation
852	Benedict & Crutcher Regulator Piping	94SC05G1	06	31-Oct-03	22,191	22,191	Closed
855	I-24/65 Regulator	94SC005D	19	07-Jun-02	132,100	175,700	Closed
1000	100 Oaks Sewer Repair (Not OAP Related)	06SG0054		10-Jun-06	420,000	420,000	Completed-Closed Out
Total Projects:		28		SUBTOTALS :	50,316,636.00	64,586,824.20	

CUMBERLAND RIVER CSO CORRECTIONS

<i>OAP Number</i>	<i>Project Name</i>	<i>MWS Project Number</i>	<i>Council Districts</i>	<i>Close Out Date</i>	<i>Construction Cost</i>	<i>Total Cost</i>	<i>Project Status</i>
759	Sulfide System Equip / Rehab 04	TBD			800,000	800,000	Complete
823	Miscellaneous CSO Rehab	TBD		28-Sep-04	600,000	600,000	Complete
Total Projects:		2		SUBTOTALS :	1,400,000.00	1,400,000.00	

TOTAL COST - COMPLETED PROJECTS - CLOSED OUT 578,452,067.84

Program Schedule of Each Project



**Metropolitan Government of Nashville and Davidson County
Department of Water and Sewerage Services
Nashville Overflow Abatement Program**

Sorted by OAP Project Number

PM	Project Name	MWS Number	Planning Start Date	Planning End Date	Design Start	Design End Date	Date Advertised	Bid Date	Award Date	Const. Start Date	Const. Duration	Const. End Date	Date Operational	State Order	Project Status	
PAS	101	Bordeaux Hospital Pumping Stati	90SG0062	06/07/90	08/03/90	08/26/90	12/06/90	04/26/92	05/26/92	08/21/92	11/30/92	205	06/23/93	06/23/93	05/01/93	Closed
PAS	102	Whites Creek Pumping Station	86SC16A5	09/22/89	01/20/90	02/19/90	08/18/90	09/17/90	10/17/90	11/01/90	12/02/90	210	06/30/91	06/30/91	07/01/91	Closed
PAS	103	Canter Chase	88SG0111	06/20/89	09/18/89	10/18/89	01/16/90	02/15/90	03/17/90	04/01/90	05/01/90	123	09/01/90	09/01/90	12/01/92	Closed
DWB	104	23rd Avenue Pumping Station	90SG0038	03/01/90	04/05/90	04/10/90	12/17/90	04/25/91	04/25/91	06/01/91	06/01/91	122	10/01/91	10/01/91	12/01/92	Closed
PAS	105	Rainbow Terrace	90SG0098	06/11/90	06/26/90	06/26/90	06/26/90	06/26/90	06/26/90	06/26/90	06/26/90	120	10/24/90	10/24/90	12/01/92	Closed
PAS	106	Neely's Bend Pumping Station /	90SC0071	06/22/90	09/03/90	09/26/90	04/22/91	01/19/92	02/27/92	03/31/92	05/18/92	180	11/14/92	11/14/92	04/01/93	Closed
GEK	107	Clearlake/Harbourtown Planning	90SC059A	05/23/90	08/12/90	09/04/90	03/12/91	01/27/92	02/20/92	03/31/92	05/18/92	180	11/14/92	11/14/92	03/01/93	Closed
DWB	108	Metro Center Pumping Station	90SC0054	05/14/90	09/15/90	09/24/90	03/04/91	08/05/91	08/13/91	10/29/91	11/11/91	150	04/09/92	04/09/92	12/01/92	Closed
GEK	109	Bell Forge Pumping Station	90SC0055	06/25/90	08/13/90	09/04/90	03/08/91	10/07/91	10/31/91	11/11/91	02/10/92	150	07/09/92	07/09/92	12/01/92	Closed
PAS	110	Cedar Cliff Sewer	86SG0087	06/18/89	09/16/89	10/16/89	02/13/90	03/15/90	04/14/90	04/29/90	05/29/90	155	10/31/90	10/31/90	12/01/92	Closed
PAS	111	Cloverbottom Pumping Station	90SC0056	06/22/90	07/20/90	09/04/90	12/17/90	05/14/91	05/14/91	05/14/91	05/14/91	171	11/01/91	09/19/91	12/01/92	Closed
PAS	112	Park Circle/Lakewood Sewer	90SG0028	01/19/90	04/19/90	05/19/90	09/16/90	10/16/90	11/15/90	11/30/90	12/30/90	150	05/29/91	05/29/91	12/01/92	Closed
DWB	113	Williamson Ferry Pumping Statio	90SC057A	05/16/90	08/13/90	09/04/90	03/01/91	11/18/91	12/17/91	01/18/92	03/30/92	120	07/28/92	06/28/92	12/01/92	Closed
PAS	114	Cleece's Ferry Pumping Station	90SC060A	09/04/90	09/04/90	09/04/90	03/01/91	11/18/91	12/17/91	01/18/92	03/30/92	120	07/28/92	06/28/92	12/01/92	Closed
PAS	115	Madison Heights Pumping Statio	90SC0070	06/22/90	08/14/90	08/28/90	01/21/91	11/18/91	12/12/91	01/27/92	04/06/92	90	07/05/92	06/12/92	12/01/92	Closed
PAS	116	Bordeaux Hills Pumping Station	90SC0058	05/21/90	08/12/90	08/22/90	02/15/91	06/15/91	07/16/91	08/01/91	08/19/91	255	04/30/92	02/26/92	12/01/92	Closed
PAS	117	Brookwood Terrace Rehabilitatio	89SG0106	02/16/90	02/25/90	07/16/90	07/21/90	03/08/91	03/08/91	03/08/91	03/08/91	119	07/05/91	06/05/91	12/01/92	Closed
PAS	118	Post Road Sewer	89SG0050	04/11/89	04/21/89	04/30/89	11/10/89	08/16/91	08/16/91	08/16/91	08/16/91	149	01/12/92	12/05/91	12/01/92	Closed
JSC	120	Wastewater SCADA System	90SC004A	09/11/90	01/09/91	11/05/91	05/15/95	06/04/95	09/21/95	03/28/96	06/12/96	1,435	05/17/00	05/29/98		Closed
	121	Rain Gage Alert System Impleme	90SC04A1	01/01/01	01/01/02										12/31/07	Closed
PAS	123	Data Integration System	02SG010B	07/01/04	07/01/04			01/01/04	02/01/04	03/01/04	04/01/04	910	09/28/06		12/31/07	In Construction D
PAS	143	Clearlake/Harbourtown - Contrac	90SC59BC	05/23/90	08/12/90	09/04/90	03/12/91	03/03/92	04/02/92	08/10/92	10/26/92	115	02/18/93	02/18/93	05/01/93	Closed



**Metropolitan Government of Nashville and Davidson County
Department of Water and Sewerage Services
Nashville Overflow Abatement Program**

Sorted by OAP Project Number

PM	Project Name	MWS Number	Planning Start Date	Planning End Date	Design Start	Design End Date	Date Advertised	Bid Date	Award Date	Const. Start Date	Const. Duration	Const. End Date	Date Operational	State Order	Project Status	
PAS	144	Williamson Ferry Lining	90SC57BC	03/03/92	03/03/92	03/03/92	03/03/92	03/03/92	04/02/92	08/10/92	10/26/92	115	02/18/93	02/18/93	05/01/93	Closed
PAS	145	Cleece's Ferry Lining	90SC60BC	05/16/90	08/13/90	09/04/90	03/01/91	03/03/92	04/02/92	08/10/92	10/26/92	115	02/18/93	02/18/93	05/01/93	Closed
PAS	146	Nolensville Road Lining	90SC069B	09/28/90	01/09/91	01/31/91	02/10/92	07/19/92	08/18/92	09/11/92	11/16/92	105	03/01/93	02/02/93	04/01/93	Closed
GEK	147	Davidson Branch Lining	90SC110C	07/19/92	07/19/92	07/19/92	07/19/92	07/19/92	08/18/92	09/11/92	11/16/92	105	03/01/93	02/02/93	04/01/93	Closed
GEK	149	Maplehurst Rehabilitation	90SC088B	03/14/91	06/05/91	06/05/91	02/16/92	03/16/93	04/13/93	04/21/93	07/06/93	75	09/19/93	09/19/93	12/01/93	Closed
PAS	150	Smith Springs Rehabilitation - P	90SC93D2	08/01/92	08/01/92	08/01/92	12/01/92	03/24/93	05/04/93	05/25/93	12/13/93	159	05/21/94	05/20/94	12/01/93	Closed
PAS	151	Smith Springs Rehabilitation - P	90SC93D3	08/01/92	08/01/92	08/01/92	12/01/92	08/19/93	09/09/93	09/22/93	09/22/93	212	04/22/94	02/26/94	02/01/94	Closed
PAS	201	Buena Vista Pumping Station	90SC0072	03/18/91	07/16/91	07/26/91	01/16/92	04/26/92	05/26/92	08/21/92	11/30/92	205	06/23/93	06/23/93	05/01/93	Closed
PAS	202	May Drive Trunk Sewer	90SC0092	02/05/91	05/10/91	05/28/91	01/23/92	03/18/92	04/14/92	08/10/92	08/24/92	120	12/22/92	11/22/92	03/01/93	Closed
DWB	203	Osage Street Replacement Sewer	90SC0113	03/08/91	07/01/91	07/24/91	03/03/92	08/25/95	09/21/95	10/11/95	03/01/96	724	02/23/98	01/21/97	12/01/92	Closed
PAS	204	River Retreat Pumping Station	89SC0136	08/14/90	11/04/90	01/01/91	07/21/91	01/12/92	02/06/92	02/19/92	04/20/92	210	11/16/92	09/24/92	03/01/93	Closed
PAS	205	Oak Valley Drive Rehabilitation	90SC0086	10/05/90	12/15/90	02/01/91	12/17/91	10/13/92	10/29/92	12/28/92	12/28/92	60	02/26/93	02/11/93	03/01/93	Closed
GEK	206	Nolensville Road Pipe	90SC110B	11/20/90	05/08/91	05/08/91	04/25/92	05/10/92	06/04/92	06/26/92	08/17/92	158	01/22/93	01/22/93	03/01/93	Closed
PAS	207	Davidson Branch Pumping Statio	90SC069C	09/28/90	01/09/91	01/31/91	02/10/92	02/10/92	03/03/92	03/31/92	05/25/92	150	10/22/92	09/14/92	12/01/92	Closed
GEK	208	Hopedale	90SC0074	09/28/90	01/09/91	01/31/91	02/13/92	08/09/92	09/03/92	09/25/92	11/30/92	541	05/25/94	12/20/93	06/01/93	Closed
PAS	209	West Linden Sewer Rehabilitatio	90SC0087	10/10/90	01/19/91	02/11/91	12/17/91	05/25/92	06/30/92	09/25/92	12/14/92	150	05/13/93	04/05/93	06/01/93	Closed
PAS	210	Kenner Ave. Lining	90SC0085	04/03/91	07/20/91	08/20/91	01/06/92	04/17/92	05/12/92	06/11/92	08/03/92	67	10/09/92	09/22/92	12/01/92	Closed
PAS	211	Vandiver Pumping Station & For	90SC0184	04/15/91	04/15/91	04/15/91	02/27/92	03/03/92	03/24/92	04/08/92	08/31/92	441	11/15/93	11/15/93	06/01/93	Closed
PAS	215	West Park PS Screens	02SG009C			02/14/02	03/15/02	03/21/02	04/10/02	04/18/02	05/07/02	175	10/29/02	10/22/02		Closed
PAS	220	Foster Avenue Sewer Rehabilitati	90SC110D	07/15/96	07/15/96	07/15/96	03/10/97	09/02/97	09/25/97	10/31/97	03/02/98	631	11/23/99	10/31/98	07/01/96	Closed
PAS	290	Hermitage Hills Sewer Rehabilita	99SG09A1	01/12/99	01/12/99	06/23/99	11/15/99	03/05/00	04/06/00	05/02/00	07/05/00	741	07/16/02	01/05/01	12/31/07	Closed
PAS	301	Smith Springs Pumping Station	90SC093C	12/10/90	05/15/91	07/22/91	02/24/92	03/18/92	04/21/92	05/20/92	07/06/92	665	05/02/94	05/02/94	12/01/93	Closed



**Metropolitan Government of Nashville and Davidson County
Department of Water and Sewerage Services
Nashville Overflow Abatement Program**

Sorted by OAP Project Number

PM	Project Name	MWS Number	Planning Start Date	Planning End Date	Design Start	Design End Date	Date Advertised	Bid Date	Award Date	Const. Start Date	Const. Duration	Const. End Date	Date Operational	State Order	Project Status
PAS	302 Goodlettsville/Mansker Creek	90SC0065	05/20/96	05/20/96	05/20/96	05/20/96	05/20/96	05/20/96	05/20/96	05/20/96	1,215	09/17/99	06/15/98	12/31/07	Closed
PAS	303 Gibson Creek - Trunk Sewer & F	90SC136A	10/11/90	05/31/91	07/02/91	04/22/92	07/28/92	08/25/92	09/17/92	11/30/92	367	12/02/93	12/02/93	12/01/93	Closed
PAS	304 Pitts Avenue/Lakewood Pumping	90SC073A	02/11/91	06/21/91	08/28/91	02/27/92	07/25/93	08/26/93	09/28/93	12/13/93	273	09/12/94	09/12/94	03/01/94	Closed
GEK	305 McCabe Richland Interceptor Se	90SC0112	11/05/90	04/10/91	04/16/91	03/01/92	05/22/92	06/23/92	07/29/92	09/21/92	847	01/16/95	01/16/95	02/01/94	Closed
PAS	306 Maplehurst Pipe	90SC088A	03/14/91	06/05/91	06/05/91	02/16/92	10/06/92	10/29/92	12/11/92	02/15/93	213	09/16/93	09/16/93	12/01/93	Closed
PAS	310 Smith Springs Force Main & Rec	90SC093A	07/10/91	07/10/91	07/10/91	03/28/92	05/17/92	06/18/92	07/22/92	09/08/92	300	07/05/93	07/05/93	12/01/93	Closed
PAS	312 Smith Springs Rehabilitation - P	90SC93D1			08/01/92	12/01/92	03/10/93	04/06/93	04/15/93	06/10/93	75	08/24/93	08/24/93	12/01/93	Closed
PAS	313 Smith Springs Rehabilitation - P	90SC93D4			10/29/95	10/29/95	10/29/95	11/28/95	01/28/96	04/01/96	900	09/18/98	09/28/96	07/01/96	Closed
PAS	314 Smith Springs Rehabilitation - P	90SC93D5			09/03/97	09/03/97	07/15/97	08/05/97	09/25/97	12/01/97	1,131	01/05/01	03/13/98	12/31/07	Closed
	315 Smith Springs EQ	90SC093K			10/18/04	04/04/05	05/10/05	06/02/05	06/13/05	07/11/05	270	04/07/06	03/29/06		Completed - Close
	316 Smith Springs Rehabilitation Pha	90SC93K1	08/30/04	09/30/04	10/18/04	01/04/06	04/18/06	05/18/06	05/25/06	07/01/06	189	01/06/07			Complete
PAS	321 Gibson Creek Pumping Station	90SC136C	10/11/90	05/31/91	07/10/91	04/15/92	06/05/92	07/16/92	11/16/92	01/04/93	534	06/22/94	06/22/94	05/01/94	Closed
PAS	322 Gibson Creek Sewer Rehabilitati	93SC0088			08/07/95	03/11/96								07/01/96	Plan/Design Comp
PAS	323 Gibson Creek Rehabilitation - Ph	93SC088A	08/07/95	08/07/95	08/07/95	03/11/96	04/27/97	05/22/97	07/03/97	09/29/97	539	03/22/99	07/31/98	07/01/96	Closed
PAS	324 Gibson Creek Rehabilitation - Ph	93SC088B	08/07/95	08/07/95	08/07/95	03/11/96	02/26/99	04/06/99	05/11/99	07/19/99	598	03/08/01	04/12/00	12/31/07	Closed
GEK	325 McCabe Richland Water Main	88WC128A	12/01/93	12/01/93	12/01/93	12/01/93	12/01/93	12/01/93	12/01/93	12/01/93	0	12/01/93	12/01/93	07/01/01	Water Project
MAB	326 McCabe Richland Rehabilitation	93SC025A	05/05/94	05/05/94	05/05/94	06/23/95	09/17/95	10/19/95	11/02/95	01/22/96	295	11/12/96	05/21/96	07/01/96	Closed
MAB	327 West End System Rehabilitation	93SC0026			05/10/94	10/19/95								12/01/94	Design Complete
MAB	328 Murphy Road Sewer Rehabilitati	93SC027A	08/18/94	08/18/94	08/18/94	07/06/95	07/30/95	09/21/95	10/11/95	01/16/96	250	09/22/96	09/22/96	12/01/94	Closed
PAS	329 Clifton Park Sewer Rehabilitatio	93SC0028	09/14/94	01/18/95	05/25/95	01/09/96								07/01/96	Plan/Design Comp
GEK	330 Sugartree Sewer Rehabilitation -	93SC029A	08/22/93	08/22/93	08/22/93	09/21/93	04/13/94	05/10/94	05/26/94	08/01/94	243	04/01/95	04/01/95	07/01/96	Closed
GEK	331 Sugartree Sewer Rehabilitation -	93SC029B	08/22/93	08/22/93	08/22/93	09/21/93	02/22/94	03/15/94	04/18/94	07/05/94	150	12/02/94	12/02/94	07/01/96	Closed



**Metropolitan Government of Nashville and Davidson County
 Department of Water and Sewerage Services
 Nashville Overflow Abatement Program**

Sorted by OAP Project Number

PM	Project Name	MWS Number	Planning Start Date	Planning End Date	Design Start	Design End Date	Date Advertised	Bid Date	Award Date	Const. Start Date	Const. Duration	Const. End Date	Date Operational	State Order	Project Status	
PAS	332	Sugartree Sewer Rehabilitation -	93SC029C	08/22/93	08/22/93	08/22/93	09/21/93	04/23/95	05/23/95	06/22/95	09/11/95	120	01/09/96	01/09/96	07/01/96	Closed
GEK	333	Sugartree Sewer Rehabilitation -	93SC029D	12/16/94	12/16/94	12/16/94	01/15/95	03/26/95	04/25/95	05/19/95	07/12/95	90	10/10/95	10/10/95	07/01/96	Closed
MAB	340	McCabe Richland Rehabilitation	93SC025B	05/05/94	05/05/94	05/05/94	06/23/95	07/07/96	08/06/96	09/05/96	11/04/96	659	08/25/98	03/28/97	07/01/96	Closed
MAB	341	McCabe Richland Rehabilitation	93SC025C	05/05/94	05/05/94	05/05/94	06/23/95	09/30/96	09/30/96	09/30/96	09/30/96	577	04/30/98	03/01/97	07/01/96	Closed
MAB	351	West End Sewer Rehabilitation -	93SC026A	04/27/94	04/27/94	04/27/94	12/14/95	04/13/96	06/27/96	07/25/96	10/21/96	652	08/04/98	03/05/97	07/01/96	Closed
MAB	352	West End Sewer Rehabilitation -	93SC026B	12/14/95	12/14/95	12/14/95	03/23/97	03/23/97	04/17/97	04/30/97	07/22/97	841	11/10/99	03/19/98	07/01/96	Closed
MAB	353	West End Sewer Rehabilitation -	93SC026C	04/01/97	04/01/97	04/01/97	03/16/99	04/09/99	05/20/99	06/23/99	08/30/99	562	03/14/01	07/14/00	12/31/07	Closed
PAS	354	West End Sewer Rehabilitation -	93SC026E	08/01/00	10/31/00	12/21/00	03/31/01	06/06/01	06/28/01	07/11/01	08/27/01	941	03/25/04	12/15/01	12/31/07	Closed
PAS	362	Clifton Park Rehabilitation - Pha	93SC028B	09/14/94	01/18/95	05/25/95	01/09/96	12/20/96	01/21/97	02/07/97	04/14/97	802	06/25/99	01/25/98	07/01/96	Closed
PAS	363	Clifton Park Rehabilitation - Pha	93SC028C	09/14/94	01/18/95	05/25/95	01/09/96	07/17/98	08/13/98	09/14/98	12/07/98	984	08/17/01	10/31/99	12/31/07	Closed
PAS	364	Clifton Park Rehabilitation - Pha	93SC028D	09/14/94	01/18/95	05/25/95	01/09/96	06/01/99	06/24/99	08/03/99	10/04/99	141	02/22/00	02/22/00	12/31/07	Closed
PAS	370	Haynes Park Rehabilitation - Pha	93SC34D1	01/02/96	01/02/96	01/02/96	04/16/96	06/09/96	06/13/96	06/13/96	06/13/96	322	05/01/97	08/27/96	07/01/96	Closed
PAS	371	Haynes Park Rehabilitation - Pha	93SC34D2	05/07/96	05/07/96	05/07/96	05/07/96	05/07/96	06/27/96	09/23/96	09/23/96	150	02/20/97	12/06/96	07/01/96	Closed
PAS	372	Emerald Drive Rehabilitation - P	93SC34G1	02/26/96	02/26/96	02/26/96	02/26/96	02/26/96	02/26/96	02/26/96	02/26/96	1,055	01/16/99	04/26/96	07/01/96	Closed
PAS	373	Emerald Drive Rehabilitation - P	93SC34G2	03/11/96	03/11/96	03/11/96	04/03/96	05/25/97	06/24/97	08/29/97	11/10/97	782	01/01/00	01/10/98	07/01/96	Closed
PAS	374	Buena Vista Sewer Rehabilitatio	93SC034B	01/01/93	01/01/93											Closed
PAS	375	Drakes Branch Sewer Rehabilita	93SC034C	04/01/97	04/01/97	04/01/97	03/16/99	06/21/99	07/22/99	09/09/99	11/29/99	627	08/17/01	06/30/00	12/31/07	Closed
PAS	379	Parkwood Rehabilitation	93SC034A	08/02/93	03/30/94	03/30/94	03/30/94	03/30/94	03/30/94	03/30/94	03/30/94	489	08/01/95	08/01/95	07/01/96	Closed
PAS	383	Eatons Creek Sewer Rehabilitatio	93SC034E	07/01/97	07/01/97	07/01/97	02/15/99			03/26/99	04/19/99	120	08/17/99	08/17/99	12/31/07	Closed
PAS	386	Aldrich Lane Sewer Rehabilitatio	93SC034J	12/01/97	12/01/97	04/27/98	01/05/00	03/05/00	04/06/00	05/02/00	07/05/00	694	05/30/02	10/06/00	12/31/07	Closed
	387	Whites Creek Pumping Station	93SC034T	05/15/07	03/14/08	05/14/08	11/05/08	01/05/09	02/05/09	03/05/09	06/05/09	457	09/05/10	06/05/10		Planning-Comple
PAS	388	Upper Whites Creek Basin Study	93SC0034	08/02/93	03/30/94	05/31/94	02/07/96									Plan/Design Comp



**Metropolitan Government of Nashville and Davidson County
 Department of Water and Sewerage Services
 Nashville Overflow Abatement Program**

Sorted by OAP Project Number

PM	Project Name	MWS Number	Planning Start Date	Planning End Date	Design Start	Design End Date	Date Advertised	Bid Date	Award Date	Const. Start Date	Const. Duration	Const. End Date	Date Operational	State Order	Project Status
PAS	391 Riverside Sewer Rehabilitation P	90SC078A	08/07/95	08/07/95	08/07/95	08/28/95	03/12/96	04/09/96	04/18/96	07/08/96	268	04/02/97	08/30/96	07/01/96	Closed
PAS	392 Riverside Sewer Rehabilitation P	90SC078B	08/07/95	08/07/95	08/07/95	08/28/95	03/12/96	04/09/96	04/18/96	07/08/96	850	11/05/98	10/11/96	07/01/96	Closed
	393 Whites Creek I/I Phase 1,2,3,4	93SC034K	04/01/98	04/01/98	02/15/99	09/28/99	10/01/99	12/10/99	03/01/00	10/16/00	2,068	06/15/06	01/20/06	12/31/07	Closed
PAS	395 Whites Creek I/I Phase 3	93SC34K2	04/01/98	04/01/98			10/01/99	11/12/99	03/01/00	10/16/00	1,825	10/15/05		12/31/07	Closed-merged wit
PAS	396 Whites Creek I/I Phase 4	93SC034L	04/01/98	04/01/98			10/01/99	11/12/99	01/30/04	03/02/04	365	03/02/05		12/31/07	Closed-merged wit
PAS	397 Whites Creek Trunk Sewer	TBD	09/01/06	10/01/06	02/01/07	06/01/07	07/01/07	08/01/07	09/01/07	10/01/07	366	10/01/08			Canceled - \$ to PS
PAS	401 Dry Creek Plant & Equalization	89SC0092	09/22/90	12/21/90	01/20/91	01/15/92	03/15/92	05/14/92	06/12/92	08/31/92	2,679	01/01/00	10/20/94	12/01/94	Closed
MAB	402 Loves Branch Sewer Rehabilitati	90SC0066	08/28/96	08/28/96	08/28/96	07/11/97	11/06/97	12/02/97	01/16/98	06/22/98	506	11/10/99	12/23/98	07/01/96	Closed
	403 Hurricane Creek Pump Station I	90SC075A	09/01/05	10/10/05	12/01/05	10/23/06	10/24/06	11/28/06	02/01/07	11/12/07	294	09/01/08	09/01/08		Complete
GEK	404 Brown's Creek Pumping Station	90SC06A1	01/14/91	01/14/91	01/14/91	01/21/92	10/10/93	11/18/93	12/08/93	03/28/94	1,995	09/13/99	09/13/96	12/31/07	Closed
PAS	405 West Park Pump Station/Force M	86SC16A2	07/01/91	07/01/91	07/01/91	07/01/91	07/01/91	07/01/91	07/01/91	06/01/89	760	07/01/91	07/01/91	07/01/91	Closed
PAS	406 McCrory Creek Pumping Station	90SC0063	04/04/90	06/09/90	06/12/90	12/19/90	03/08/91	04/16/91	07/12/91	07/22/91	427	09/21/92	06/19/92	10/01/92	Closed
	407 Hurricane Creek	90SC0075	12/01/93	12/01/93	12/01/93	12/01/93								07/01/96	Cancelled
PAS	408 Berwick Trail	90SC076C	09/01/90	11/15/90										07/01/96	Cancelled
PAS	409 Holiday Travel Park	90SC0077	12/01/93	12/01/93	12/01/93	12/01/93								07/01/96	Cancelled
PAS	410 Riverside Sewer Rehabilitation D	90SC0078	08/07/95	08/07/95	08/07/95	08/28/95	03/12/96	04/09/96	04/18/96						Design Complete
PAS	411 River Drive Sewer Rehabilitation	90SC0079	01/15/96	01/15/96	01/15/96	05/29/96	09/03/96	10/03/96	11/18/96	12/16/96	136	05/01/97	01/07/97	07/01/96	Closed
PAS	412 Harpeth Trace Pumping Station	90SC0080	01/05/93	04/20/93	04/20/93	04/20/93								12/01/93	Cancelled
PAS	413 Sunliner	90SC0081	07/01/96	07/01/96	07/01/96	07/01/96								07/01/96	Cancelled
PAS	414 The Lakes Pumping Station	90SC0082	01/05/93	04/20/93	04/20/93	04/20/93								12/01/93	Cancelled
PAS	415 Hunters Branch Pumping Station	90SC0083	01/05/93	04/20/93	04/20/93	04/20/93								12/01/93	Cancelled
GEK	416 Paragon Mills	90SC0091	08/08/91	12/11/91	02/19/92	08/22/92								07/01/96	Plan/Design Comp



Metropolitan Government of Nashville and Davidson County
Department of Water and Sewerage Services
Nashville Overflow Abatement Program

Sorted by OAP Project Number

PM	Project Name	MWS Number	Planning Start Date	Planning End Date	Design Start	Design End Date	Date Advertised	Bid Date	Award Date	Const. Start Date	Const. Duration	Const. End Date	Date Operational	State Order	Project Status	
PAS	417	McCrary Creek Force Main	90SC0064	03/21/90	06/08/90	06/12/90	01/23/91	06/01/91	07/02/91	10/29/91	11/19/91	270	08/15/92	08/15/92	10/01/92	Closed
PAS	418	Sims Branch Force Main	90SC064A	03/21/90	06/08/90	06/12/90	01/23/91	06/01/91	07/02/91	10/29/91	11/19/91	270	08/15/92	08/15/92	10/01/92	Closed
PAS	419	Whites Creek Force Main	90SC0120	08/14/90	11/04/90	01/01/91	07/21/91	01/12/92	02/06/92	02/19/92	04/20/92	210	11/16/92	11/16/92	03/01/93	Closed
PAS	420	Brown's Creek Force Main River	90SC006C	11/09/90	11/09/90	11/09/90	01/14/91	04/25/93	05/27/93	06/08/93	09/07/93	450	12/01/94	12/01/94	10/01/96	Closed
PAS	421	Brown's Creek Force Main East	90SC06B1	10/25/90	10/25/90	10/25/90	01/14/91								07/01/96	Design Complete
PAS	422	Brown's Creek Force Main North	90SC06B2	10/25/90	10/25/90	10/25/90	01/14/91								07/01/96	Design Complete
DWB	425	28th Avenue Pumping Station	91SC036A	04/07/94	02/02/95	10/02/95	04/29/96	09/01/96	10/29/96	01/29/97	05/01/97	975	01/01/00	03/28/99	07/01/96	Closed
	426	28th Avenue Rehabilitation - Pha	91SC036B	04/07/94	02/02/95	04/06/06	08/30/07	01/04/08	02/01/08	03/14/08	03/15/08	184	09/15/08	07/15/08		In Construction
	427	28th Avenue Rehabilitation - Pha	91SC036D	04/07/94	02/02/95	03/06/06	02/10/07	04/15/07	05/18/07	06/15/07	07/20/07	270	04/15/08			Merged with Phas
DWB	430	Katie Avenue Planning	91SC0055	09/26/91	06/17/92										03/01/98	Planning Complet
DWB	431	Cooper Lane Sewer Rehabilitatio	91SC0056	12/01/93	12/01/93	12/01/93	12/01/93	12/01/93	12/01/93	12/01/93	12/01/93	0	12/01/93	12/01/93	03/01/98	Closed
PAS	432	Whittemore Branch Rehabilitatio	91SC73A1	08/14/91	12/06/94	01/17/95	08/21/95	10/10/96	11/12/96	12/04/96	02/03/97	1,062	01/01/00	11/15/97	07/01/96	Closed
PAS	433	Basswood	91SC083B	07/01/96	07/01/96	07/01/96	07/01/96								07/01/96	Xfer 91-SC-83C
PAS	434	Cabot Drive Force Main	91SC083A	04/11/94	04/11/94	04/11/94	04/11/94	04/11/94	04/15/94	04/20/94	05/02/94	60	07/01/94	07/01/94	07/01/96	Closed
PAS	435	Whittemore Branch Rehabilitatio	91SC73A2	08/14/91	12/06/94	01/17/95	08/21/95	12/19/96	01/07/97	02/24/97	02/03/97	1,062	01/01/00	12/15/97	07/01/96	Closed
PAS	440	Brown's Creek Force Main	90SC006B	10/09/91	03/04/92	03/04/92	03/04/92	06/16/93	08/24/93	09/07/93	11/15/93	450	02/08/95	02/08/95	10/01/96	Closed
	441	Mill Creek Sewer Upgrade Phase	96SG110B	01/01/98	01/01/98	01/21/98	04/04/02	05/24/02	06/27/02	08/19/02	02/10/03	1,197	05/22/06	07/16/04		Closed
PAS	445	Mill Creek Sewer Upgrade Phase	96SG110A	01/01/98	01/01/98	01/21/98	06/12/00	07/02/00	08/01/00	09/06/00	04/09/01	627	12/27/02	05/03/02	12/31/07	Closed
GEK	450	Paragon Mills Relief Sewer	90SC91B1	03/31/93	03/31/93	03/31/93	03/31/93	03/31/93	05/11/93	05/25/93	07/19/93	325	06/09/94	06/09/94	03/01/94	Closed
GEK	451	Paragon Mills Sewer Lining	90SC91B2	03/28/93	03/28/93	03/28/93	03/28/93	03/28/93	04/29/93	05/21/93	08/16/93	89	11/13/93	11/13/93	12/01/93	Closed
GEK	452	Paragon Mills Rehabilitation - Ph	90SC91C1	12/07/92	12/07/92	12/07/92	03/12/93	07/30/93	08/31/93	09/20/93	11/29/93	183	05/31/94	05/31/94	03/01/94	Closed
PAS	453	Mill Creek Sewer Crossing	91SC035A	01/07/93	01/07/93	01/07/93	04/22/93	02/17/94	03/22/94	04/18/94	08/15/94	150	01/12/95	01/12/95	07/01/96	Closed



Metropolitan Government of Nashville and Davidson County
Department of Water and Sewerage Services
Nashville Overflow Abatement Program

Sorted by OAP Project Number

PM	Project Name	MWS Number	Planning Start Date	Planning End Date	Design Start	Design End Date	Date Advertised	Bid Date	Award Date	Const. Start Date	Const. Duration	Const. End Date	Date Operational	State Order	Project Status
GEK	455 Paragon Mills Rehabilitation - Ph	90SC91C2	07/30/93	07/30/93	07/30/93	07/30/93	07/30/93	09/02/93	09/20/93	12/13/93	171	06/02/94	06/02/94	03/01/94	Closed
PAS	460 Paragon Mills Rehabilitation - Ph	90SC091D	08/15/94	11/13/94	01/30/95	05/24/96	02/19/97	03/27/97	05/22/97	08/25/97	578	03/26/99	03/06/98	07/01/96	Closed
PAS	466 Omohundro WTP Separation	98SC014B	10/01/02	10/02/02	11/15/02	04/30/03	05/21/03	06/02/03	07/09/03	07/28/03	329	06/21/04	12/01/03	12/31/07	Closed
PAS	470 Wallace Road Sewer Rehabilitati	95SC012A	07/15/96	07/15/96	08/21/96	04/18/97	06/14/98	07/07/98	09/28/98					07/01/96	Design Complete
PAS	471 Elissa Drive Sewer Rehabilitatio	95SC012B	08/05/96	08/05/96	08/05/96	09/26/97	03/06/98	03/31/98	05/19/98	07/27/98	533	01/11/00	01/22/99	07/01/96	Closed
DSW	472 Patricia Drive Sewer Rehabilitati	95SC012C	02/24/97	02/24/97	02/24/97	04/30/98	10/29/98	11/23/98	03/26/99	05/10/99	392	06/05/00	08/27/99	07/01/96	Closed
DSW	473 Larchwood Sewer Rehabilitation	95SC012D	11/04/96	11/04/96	11/09/98	10/30/00	12/03/00	01/09/01	01/30/01	04/02/01	1,233	08/17/04	10/26/01	12/31/07	Closed
DSW	474 Wilhagen Rd. Sewer Rehabilitati	95SC012E	05/22/97	05/22/97	05/22/97	11/04/98	01/29/99	02/25/99	04/09/99	06/07/99	501	10/20/00	10/12/99	12/31/07	Closed
DSW	475 Glenrose Sewer Rehabilitation	95SC012F	07/01/98	07/01/98	11/23/98	04/14/00	06/19/00	07/25/00	08/29/00	10/30/00	550	05/03/02	03/28/01	12/31/07	Closed
DSW	476 Donelson Plaza Sewer Rehabilita	95SC012G	01/06/97	01/06/97	07/08/98	01/20/99	03/19/99	06/02/99	08/02/99	08/17/99	112	12/07/99	10/15/99	12/31/07	Closed
PAS	477 Richards Road/Apache Trail Reh	95SC012H			02/02/01	09/13/01	10/29/01	11/29/01	12/13/01	04/08/02	581	11/10/03	09/30/02	12/31/07	Closed
PAS	478 Wallace Road Sewer Upgrade	95SC12A1	01/23/97	01/23/97	01/23/97	04/18/97	08/03/98	08/27/98	09/21/98	12/31/98	120	04/30/99	04/21/99	12/31/07	Closed
PAS	480 Wallace Road Sewer System Reh	95SC12A2			10/06/98	11/04/98	12/23/98	01/28/99	04/09/99	06/28/99	480	10/20/00	10/31/99	12/31/07	Closed
PAS	481 Wallace Road Sewer Rehabilitati	95SC12A3			10/06/98	02/11/99	07/28/99	08/24/99	09/17/99	01/31/00	435	04/10/01	06/30/00	12/31/07	Closed
PAS	485 Bonnafair Sewer Rehabilitation	99SG0027					07/19/99	09/14/99	10/25/99	01/30/00	578	08/30/01	03/23/01	12/31/07	Closed
PAS	487 McCrory Creek/Smith Springs E	01SG011A	04/01/01	04/30/01	03/05/01	07/03/01	07/18/14	08/10/01	09/06/01	12/03/01	714	11/17/03	08/22/02	12/31/07	Closed
	488 McCrory Creek Equalization Bas	90SC063A	08/01/05	09/09/05	10/01/07	06/27/08	08/01/08	09/20/08	10/25/08	01/01/09	270	09/28/09			Future
PAS	489 McCrory Creek Equalization Bas	90SC063B	08/01/09	09/09/09	07/01/09	08/27/10	09/01/10	09/20/10	10/25/10	01/01/11	365	01/01/12			Future
PAS	491 Tulip Grove Sewer Rehabilitation	99SG009B	01/12/99	01/12/99	04/01/00	05/31/01	08/06/01	08/29/01	09/27/01	01/22/02	724	01/16/04	09/30/02	12/31/07	Closed
	492 Hermitage Area Sewer Rehabilita	99SG009C	01/12/99	01/12/99	08/02/06	11/10/06	06/05/08	07/08/08							Design Complete
PAS	493 Scotts Hollow Sewer Rehabilitati	99SG009D	01/12/99	01/12/99	02/04/02	01/13/03	03/17/03	04/08/03	04/17/03	05/19/03	526	10/26/04	01/23/04	12/31/07	Closed
	494 Dodson Chapel Sewer Rehabilita	99SG009E	01/12/99	01/12/99	02/01/04	09/28/05	10/20/05	11/17/05	12/02/05	01/30/06	170	07/19/06	07/02/06		Complete



Metropolitan Government of Nashville and Davidson County
Department of Water and Sewerage Services
Nashville Overflow Abatement Program

Sorted by OAP Project Number

PM	Project Name	MWS Number	Planning Start Date	Planning End Date	Design Start	Design End Date	Date Advertised	Bid Date	Award Date	Const. Start Date	Const. Duration	Const. End Date	Date Operational	State Order	Project Status
	495 Langford Farms Sewer Rehabilita	99SG009F	01/12/99	01/12/99	10/01/03	03/08/04	04/01/04	05/10/04	06/15/04	07/20/04	455	10/18/05	05/09/05	12/31/07	Complete
PAS	496 Hermitage Hills Sewer Rehabilita	99SG09A2	11/12/99	11/12/99	06/23/99	05/24/00	08/06/00	09/12/00	09/27/00	01/02/01	590	08/15/02	09/25/01	12/31/07	Closed
PAS	497 Hermitage Hills Paving	99SG09A3							10/15/01	12/03/01	270	08/30/02	12/21/01	12/31/07	Closed
	498 Dodson Chapel EQ & PS	99SG009K	11/01/04	12/10/04	03/09/05	11/11/05	12/06/05	01/12/06	01/25/06	04/03/06	557	10/12/07	05/21/07		Complete
PAS	499 Dodson Chapel Equalization Bas	TBD	11/01/04	12/10/04	03/09/13	08/31/13	10/01/13	11/10/13	12/20/13	01/15/14	273	10/15/14		12/31/07	Future
KAR	501 Central WWTP Design	90SC0005	05/07/90	08/31/90	09/25/90	01/15/92								07/01/96	Plan/Design Comp
KAR	502 Central CSO Pumping Station	90SC146A	05/07/90	08/31/90	09/25/90	01/15/93	03/06/94	04/21/94	05/16/94	08/08/94	1,841	08/23/99	10/10/97	07/01/01	Closed
KAR	503 South Grit Facility	90SC146B	05/07/90	08/31/90	09/25/90	01/15/93	03/26/96	05/09/96	06/17/96	07/15/96	1,662	02/01/01	03/27/00	12/31/07	Closed
DWB	504 Brown's Creek Modeling	90SC006D	10/09/91	03/04/92										07/01/96	Model Complete
DWB	505 Stanley Street Equalization Basin	90SC0168	07/01/96	07/01/96	07/01/96	07/01/96								07/01/96	Cancelled
KAR	506 Equipment/Vehicle Maintaince F	88WC130A	06/28/91	07/22/91										07/01/96	Cancelled
KAR	507 Biosolids Management Facility	91SC047C	06/01/94	03/01/96	03/01/96	06/28/96	08/13/96	09/12/96	09/25/96	12/16/96	392	01/12/98	06/07/97	07/01/01	Closed
KAR	508 CWWTP Thermal Ash Removal	90SC005X	05/07/90	08/31/90	09/06/91	05/03/92	05/17/92	06/02/92	06/12/92	07/20/92	90	10/18/92	10/18/92	07/01/96	Closed
KAR	509 CWWTP Excavation of Areas 2,	90SC05X1	05/07/90	08/31/90	01/24/92	03/24/92	04/07/92	04/28/92	05/25/92	06/15/92	100	09/23/92	09/23/92	07/01/96	Closed
DWB	510 Brown's Creek CSO Separation	90SC168A	07/13/92	07/13/92	07/13/92	06/25/93	10/08/93	11/09/93	12/01/93	04/11/94	247	12/14/94	12/14/94	07/01/96	Closed
DWB	511 Lewis Street CSO Tunnel	90SC168B	06/09/92	12/23/92	05/10/93	06/27/94	07/12/94	11/17/94	12/05/94	02/21/95	1,498	03/30/99	03/31/98	12/31/07	Closed
DWB	512 Driftwood CSO Basin - SCE	90SC168C	06/01/92	12/04/92	12/23/92	03/15/94	04/21/94	06/21/94	07/15/94	10/10/94	600	06/01/96	06/01/96	07/01/96	See OAP 514
DWB	513 Lewis and Trimble Street CSO S	90SC168D	10/09/91	03/04/92	07/01/93	05/01/98	11/07/99	12/07/99	12/22/99	04/10/00	110	07/29/00	06/30/00	12/31/07	Closed
DWB	514 Driftwood CSO Basin - Beers	90SG168C	06/01/92	12/04/92	12/23/92	03/15/94	06/18/96	06/18/96	06/18/96	06/18/96	1,046	04/30/99	03/31/98	12/31/07	Closed
ACN	516 Air Quality Permitting	91SC47A1	01/01/90	01/01/90	01/01/90	01/01/90	01/01/90	01/01/90	01/01/90	03/01/92	2,648	06/01/99		07/01/96	Closed
PAS	520 Brown's Creek Force Main Emer	90SG168E	04/01/97	04/01/97	04/01/97	04/01/97	04/01/97	04/01/97	04/01/97	04/01/97	274	12/31/97	05/31/97	07/01/01	Closed
DAJ	530 CWWTP Miscellaneous Improve	98SG0005	04/01/97	05/31/97	09/15/98	04/15/99	09/29/99	10/28/99	01/11/00	04/17/00	820	07/16/02	08/30/01	12/31/07	Closed



**Metropolitan Government of Nashville and Davidson County
Department of Water and Sewerage Services
Nashville Overflow Abatement Program**

Sorted by OAP Project Number

PM	Project Name	MWS Number	Planning Start Date	Planning End Date	Design Start	Design End Date	Date Advertised	Bid Date	Award Date	Const. Start Date	Const. Duration	Const. End Date	Date Operational	State Order	Project Status
DAJ	540 Whites Creek WWTP Optimizati	02SG0007	10/01/03	10/01/03	10/01/03	07/01/04	08/09/04	09/02/04	09/15/04	10/18/04	242	06/17/05	02/26/05	12/31/07	Closed
DAJ	541 Whites Creek Blower Improve	98SG007A	03/01/97	10/01/97	03/02/98	07/24/98	09/24/98	10/22/98	12/18/98	03/01/99	242	10/29/99	10/29/99	12/31/07	Closed
	542 Whites Creek WWTP Disinfectio	06SC0188	12/01/06	12/03/07	03/01/08	05/01/08	06/01/08	07/01/08	08/01/08	09/01/08	180	02/28/09			Planning Complet
PAS	548 Dry Creek WWTP Optimization	97SG0083	02/04/02	03/03/03	03/01/04	11/19/04	12/16/04	02/23/05	04/06/05	07/05/05	861	11/13/07		12/31/07	In Construction
PAS	549 Dry Creek WWTP Optimization	97SG0082	02/04/02	03/03/03	06/23/03	11/19/04	12/16/04	02/23/05	04/06/05	07/05/05	861	11/13/07		12/31/07	In Construction
PAS	550 Dry Creek WWTP Optimization	97SG0081	02/04/02	03/03/03	06/23/03	02/02/04	02/13/04	03/11/04	03/23/04	04/26/04	455	07/25/05	10/21/04	12/31/07	Closed
KAR	552 CWWTP - Main Plant Improvem	90SC005A	05/07/90	08/31/90	09/25/90	01/15/92	04/12/92	06/26/92	07/31/92	10/12/92	2,637	01/01/00	12/12/96	07/01/96	Closed
KAR	553 CWWTP - Outfall	90SC005B	05/07/90	08/31/90	09/25/90	09/25/90	08/11/92	09/22/92	11/18/92	04/01/93	864	08/13/95	08/13/95	07/01/96	Closed
KAR	554 CWWTP - Piping	90SC005G	05/07/90	08/31/90	09/25/90	09/25/90	02/24/93	03/30/93	04/13/93	08/09/93	420	10/03/94	10/03/94	07/01/96	Closed
KAR	555 CWWTP -Brown's Creek Force	90SC6B2A	05/07/90	08/31/90	09/25/90	09/25/90	02/24/93	03/30/93	04/13/93	08/09/93	420	10/03/94	10/03/94	07/01/96	Closed
ACN	556 CWWTP Asbestos Abatement	90SC005Y	05/07/90	08/31/90	09/25/90	09/25/90	07/03/92	07/28/92	08/10/92	10/05/92	28	11/02/92	11/02/92	07/01/96	Closed
PAS	560 West Linden Manhole Rehabilita	90SC087D	01/03/95	01/03/95	01/03/95	01/25/95	03/26/95	04/18/95	05/19/95	07/31/95	406	09/09/96	10/14/95	07/01/96	Closed
PAS	561 Anderson Road Sewer Rehabilita	90SC059E	03/26/95	03/26/95	03/26/95	03/26/95	03/26/95	04/27/95	05/19/95	07/24/95	75	10/07/95	10/07/95	07/01/96	Closed
PAS	562 Clearlake Drive Rehabilitation	90SC059D	03/01/95	03/01/95	03/01/95	03/31/95	04/30/95	05/30/95	06/29/95	09/02/95	530	02/13/97	01/15/96	07/01/96	Closed
PAS	563 Davidson Branch Rehabilitation	90SC069D	03/07/95	03/07/95	03/07/95	07/01/98	02/26/99	04/06/99	05/11/99	07/19/99	598	03/08/01	04/12/00	12/31/07	Closed
PAS	564 Cleece's Ferry Rehabilitation	90SC060D	05/16/90	08/13/90	03/07/95	04/30/96	08/05/96	08/05/96	08/05/96	08/05/96	241	04/03/97	12/03/96	07/01/96	Closed
PAS	565 Post Road Rehabilitation	95SC0013	12/01/95	12/01/95	12/01/95	04/22/96	10/08/96	10/29/96	11/13/96	01/06/97	315	11/17/97	03/27/97	07/01/96	Closed
PAS	566 Kenner Avenue Rehabilitation	90SC085D	09/21/95	09/21/95	09/21/95	11/28/95	01/22/97	02/18/97	03/14/97	06/23/97	403	07/31/98	09/18/97	07/01/96	Closed
PAS	567 Madison Heights Rehabilitation	90SC070A	05/20/96	05/20/96	05/20/96	06/19/96	09/04/96	09/04/96	01/29/97	01/29/97	92	05/01/97	02/15/97	07/01/96	Closed
PAS	568 Rainbow Terrace Rehabilitation	90SC070B	05/20/96	05/20/96	05/20/96	06/19/96	09/04/96	09/04/96	01/29/97	01/29/97	260	10/16/97	02/15/97	07/01/96	Closed
PAS	569 Williamson Ferry Rehabilitation -	90SC057D	04/07/95	04/07/95	04/07/95	09/14/95	03/21/96	04/18/96	06/15/96	08/26/96	219	04/02/97	11/09/96	07/01/96	Closed
PAS	570 Berwick Trail Rehabilitation	90SC076A	11/20/95	11/20/95	11/20/95	12/19/95	12/19/95	12/19/95	12/19/95	12/19/95	406	01/28/97	04/17/96	07/01/96	Closed



**Metropolitan Government of Nashville and Davidson County
Department of Water and Sewerage Services
Nashville Overflow Abatement Program**

Sorted by OAP Project Number

PM	Project Name	MWS Number	Planning Start Date	Planning End Date	Design Start	Design End Date	Date Advertised	Bid Date	Award Date	Const. Start Date	Const. Duration	Const. End Date	Date Operational	State Order	Project Status	
PAS	571	Vandiver Sewer Rehabilitation -	90SC184B	08/07/95	08/07/95	08/07/95	11/22/95	11/12/96	12/17/96	01/13/97	03/03/97	564	09/18/98	09/19/97	07/01/96	Closed
PAS	572	Vandiver Sewer Rehabilitation -	90SC184C	08/07/95	08/07/95	08/07/95	11/22/95	01/14/97	02/13/97	03/15/97	11/24/97	319	10/09/98	06/22/98	07/01/96	Closed
PAS	573	Dry Creek- Vandiver Sewer Reha	95SC014D	08/02/02	08/03/02	10/07/02	11/30/03	01/09/04	02/03/04	02/13/04	03/08/04	388	03/31/05	06/24/04	12/31/07	Closed
PAS	574	Williamson Ferry Rehabilitation	90SC057E	08/26/96	08/26/96	08/26/96	08/26/96	08/26/96	08/26/96	08/26/96	08/26/96	221	04/04/97	12/21/96	07/01/96	Closed
PAS	575	Williamson Ferry Rehabilitation	98SG0190	09/21/98	09/21/98	09/21/98	10/19/98	10/19/98	10/19/98	11/10/98	11/10/98	160	04/19/99	04/19/99	12/31/07	Closed
PAS	576	Neely's Bend Rehabilitation	98SG0189	09/21/98	09/21/98	09/21/98	10/19/98	10/19/98	10/19/98	11/10/98	11/10/98	157	04/16/99	04/16/99	12/31/07	Closed
PAS	580	Sims Branch Force Main Crossin	96SG0109	10/28/96	10/28/96	10/28/96	01/20/97	07/15/97	07/31/97	08/15/97	10/13/97	308	08/17/98	01/19/98	07/01/96	Closed
PAS	583	Mill Crk - Briley/Sims Branch R	95SC012P	09/01/02	09/02/02	01/27/03	03/19/04	04/16/04	05/13/04	05/25/04	07/12/04	521	12/15/05	03/04/05	12/31/07	Closed
PAS	585	Cleece's Ferry - Phase 3	90SC060E	08/02/01	08/03/01	04/15/02	05/22/03	07/01/03	07/29/03	08/08/03	09/22/03	613	05/27/05	02/09/04	12/31/07	Closed
	586	Cleece's Ferry P.S. Imprvments	02SG0167			03/10/03	03/15/04	04/02/04	04/29/04	05/11/04	08/02/04	476	11/21/05	03/25/05	12/31/07	Closed
PAS	590	Davidson Branch - Ph 4	90SC069E			07/10/01	10/31/01	12/13/01	01/24/02	02/08/02	06/10/02	172	11/29/02		12/31/07	Closed
PAS	595	Brookwood Terrace	93SC025D			07/01/01	08/31/01	12/13/01	01/24/02	02/08/02	06/10/02	512	11/04/03	09/30/02	12/31/07	Closed
RCC	601	Cumberland River Modeling & S	90SC004E	01/01/92	01/02/92											Closed
DSW	604	Water Quality Studies	99SC004A	01/01/01	02/28/02										12/31/07	Complete
	605	Cumberland River Siphons Inves	99PM02B1	03/01/02	05/30/02											Cancelled
dsw	606	Tributary Streams Study - Phase I	99SC0004	12/18/98	02/28/01											Closed
ACN	607	Whites Creek Manhole Survey	95SC04C1	07/14/98	08/16/98											Report Complete
DSW	608	Cumberland Tributary Study	95SC0004	06/01/95	02/28/99										07/01/01	Closed
GEK	609	Kerrigan Underwater Inspection	96PM002A	02/15/96	02/15/96	02/15/96	02/15/96								07/01/01	Inspection Comple
GEK	610	Kerrigan CSO Study	94SC005A	11/24/92	12/24/92										07/01/01	Study Complete
GEK	612	Lower East Nashville Phase 1	90SC148A	01/15/92	06/27/92	02/15/93	04/16/93	11/17/93	12/09/93	12/29/93	02/28/94	120	06/28/94	06/28/94	03/01/98	Closed
PAS	613	Ellington Parkway Storm Sewer	90SC0156	09/28/94	01/26/95										07/01/01	Cancelled



Metropolitan Government of Nashville and Davidson County
Department of Water and Sewerage Services
Nashville Overflow Abatement Program

Sorted by OAP Project Number

PM	Project Name	MWS Number	Planning Start Date	Planning End Date	Design Start	Design End Date	Date Advertised	Bid Date	Award Date	Const. Start Date	Const. Duration	Const. End Date	Date Operational	State Order	Project Status	
RCT	614	Demonbreun Storm Mgt. Phase 1	90SC147B	11/02/94	08/04/95	01/15/96	08/01/96	11/29/95	12/15/95	01/24/96	01/24/96	402	03/01/97	12/10/96	07/01/01	Closed
DWB	615	CSO Modeling Study	90SC0115	11/01/91	11/01/91									07/01/96	Study Complete	
DWB	617	Shelby Park Pumping Station	90SC150G	10/08/96	07/01/97	07/20/97	01/31/98	05/07/98	06/09/98	07/14/98	10/26/98	550	04/28/00	02/04/00	12/31/07	Closed
RNC	618	Demonbreun Storm Mgt. Phase 2	90SC147C	11/02/94	08/04/95	02/01/97	08/01/98	03/14/97	04/03/97	04/09/97	08/06/97	659	05/27/99	12/31/98	12/31/07	Closed
PAS	620	Second Avenue Tunnel	90SC0157	07/15/96	01/02/97	03/07/97	03/01/98	05/08/98	06/30/98	07/31/98	11/16/98	1,299	06/07/02	11/15/00	12/31/07	Closed
MAB	621	Cowan Street Pumping Station	90SC0148	08/05/96	01/02/97	03/21/97	12/31/97	04/09/98	05/12/98	06/25/98	12/01/98	1,102	12/07/01	06/02/00	12/31/07	Closed
VDT	622	Pump Station Modeling	93PM002A	03/22/93	03/01/94									07/01/96	Model Complete	
PAS	623	Franklin Road Rehabilitation Pha	94SC059A	08/30/96	08/30/96	08/30/96	09/30/97	11/25/98	01/05/99	02/05/99	04/12/99	858	08/17/01	08/31/00	12/31/07	Closed
PAS	625	Fairgrounds Trunk Rehabilitation	94SC059B	08/06/96	07/01/97	08/15/97	01/16/98	04/17/98	05/21/98	06/11/98	08/17/98	932	03/06/01	05/21/99	12/31/07	Closed
PAS	627	Fairgrounds Basin Rehabilitation	94SC059C	08/13/96	05/12/98	07/29/98	06/01/99	04/30/00	06/15/00	07/17/00	10/02/00	1,278	04/02/04	06/01/01	12/31/07	Closed
	628	Fairgrounds Basin Rehabilitation	94SC059D	08/13/96	05/12/98	08/09/00	02/15/02	03/06/02	04/04/02	04/18/02	08/26/02	1,561	12/04/06	09/30/03		Closed
PAS	629	Dry Creek/Armstrong Rehabilitat	95SC0014	04/15/97	09/11/98	12/21/98	12/20/00	01/24/01	02/22/01	03/29/01	05/21/01	1,488	06/17/05	06/17/02	12/31/07	Closed
	630	Fairgrounds Basin Rehabilitation	94SC059E	08/13/96	05/12/98	09/05/02	10/14/03	03/04/04	03/30/04	04/08/04	06/07/04	797	08/13/06	03/18/05		Closed
PAS	631	Rivergate Sewer Rehabilitation	95SC0015	10/01/97	10/01/97	10/01/97	04/01/99	11/28/99	01/12/00	02/22/00	04/03/00	507	08/23/01	12/31/00	12/31/07	Closed
PAS	632	Dry Creek - Edenvold Road	03SG0049	02/15/03	02/15/03	02/16/03	04/15/03	04/16/03	05/06/03	05/12/03	05/27/03	247	01/29/04	06/25/03	12/31/07	Closed
PAS	634	Shelby Park / Inglewood Rehabili	90SC150B	10/08/96	07/07/97	06/19/98	12/01/98	09/22/99	10/19/99	12/01/99	02/21/00	774	04/05/02	03/02/01	12/31/07	Closed
PAS	635	Inglewood Trunk Sewer Rehabili	90SC150C	10/08/96	07/07/97	06/19/98	03/30/03	10/01/01	11/05/01	12/10/01	01/20/02	120	05/20/02		12/31/07	Closed
PAS	637	Shelby Park-Inglewood Rehab Ph	90SC150D	10/08/96	07/07/97	10/29/01	05/03/02	06/23/02	07/23/02	08/02/02	10/14/02	1,141	11/28/05	09/12/03	12/31/07	Closed
	638	Inglewood Rehabilitation Ph. 4	90SC150H	10/08/96	07/07/97	02/07/06	10/30/06	02/01/07	03/10/07	04/15/07	05/15/07	150	10/12/07			Design Complete
	640	Fairgrounds Basin Rehabilitation	94SC059F	08/13/96	05/12/98	09/05/02	10/14/03	11/04/04	11/19/04	02/10/05	02/19/05	546	08/19/06	06/28/05		Closed
PAS	650	Basswood/American Road Rehab	91SC083C	04/18/96	04/18/96	11/19/99	02/15/01	03/15/01	04/12/01	04/26/01	07/16/01	386	08/06/02	11/03/01	12/31/07	Closed
	651	Basswood / West Park EQ	05SC0033	07/01/05	09/29/05	06/01/06	12/30/06	03/15/07	04/15/07	05/15/07	06/01/07	270	02/26/08			Design complete



Metropolitan Government of Nashville and Davidson County
Department of Water and Sewerage Services
Nashville Overflow Abatement Program

Sorted by OAP Project Number

PM	Project Name	MWS Number	Planning Start Date	Planning End Date	Design Start	Design End Date	Date Advertised	Bid Date	Award Date	Const. Start Date	Const. Duration	Const. End Date	Date Operational	State Order	Project Status
PAS	652 Basswood / West Park Equalizati	05SC033B	07/01/11	09/29/11	10/01/11	04/30/12	05/15/12	06/15/12	07/15/12	08/15/12	365	08/15/13			Future
mab	654 Cowan St Temporary By-Pass	91SC55A1							04/01/97	04/01/97	153	09/01/97	07/31/97		Closed
DWB	655 Katie Avenue Rehabilitation	91SC055A	09/26/91	06/17/92	01/08/97	09/17/97	09/28/97	10/28/97	04/27/98	07/20/98	186	01/22/99	01/22/99	12/31/07	Closed
	656 Lower East Nashville - Phase 2	91SC055B	01/15/92	06/27/92	10/10/04	04/18/06	06/06/06	06/28/06	07/17/06	09/05/06	225	04/18/07	04/03/07		Complete
	657 Lower East Nashville - Phase 3	91SC055C	01/15/92	06/27/92	01/11/08	06/14/08	08/15/08	09/28/08	11/15/08	12/20/08	270	09/16/09			MWS Data Collec
	665 Joelton - O.F. 145	TBD	04/01/03	06/30/03	07/01/03	02/28/04	03/01/04	04/10/04	05/15/04	06/01/04	100	09/09/04		12/31/07	Complete
PAS	680 Clifton Park- Cockrill Bend	93SC028K	07/03/01	07/31/01	10/29/01	08/06/02	12/17/02	01/14/03	01/23/03	02/18/03	793	04/21/05	09/30/03	12/31/07	Closed
	685 Franklin Rd Ph 2 - O.F. 341	94SC59A1	10/04/04	11/03/04	12/13/04	10/07/05	01/25/06	02/23/06	03/08/06	04/17/06	212	11/15/06	10/27/06		Closed
PAS	695 Gibson Creek - Graycroft	93SC088D	07/02/01	07/30/01	10/29/01	03/22/02	04/16/02	05/16/02	05/31/02	08/19/02	918	02/22/05	01/24/03	12/31/07	Closed
	696 Dry Creek - Madison Blvd.	93SC088E	07/02/03	07/30/03	10/07/02	08/26/04	09/22/04	10/14/04	10/22/04	11/29/04	272	08/28/05	05/31/05	12/31/07	Completed-Closed
DWB	700 Shelby Basin Study	90SC0150	10/08/96	07/01/97	07/01/97	07/01/97	07/01/97	07/01/97	07/01/97	07/01/97	0	07/01/97	07/01/97	07/01/01	Plan/Design Comp
DSW	705 Mill Creek - Seven Mile Creek	95SC012K	07/03/01	07/31/01	11/26/01	08/19/02	02/10/03	03/04/03	03/18/03	04/07/03	840	07/25/05	12/19/03	12/31/07	Closed
DSW	710 Mill Creek - Hopedale	95SC012L	01/02/02	02/01/02	03/18/02	02/23/03	04/11/03	04/30/03	05/06/03	06/02/03	689	04/21/05	09/12/03	12/31/07	Closed
	715 Richland Creek / Sylvan Park Ph	93SC25J1	01/02/02	02/02/02	09/16/02	08/22/03	10/06/03	11/04/03	11/25/03	01/26/04	543	07/22/05	03/10/05		Complete
	716 Richland Creek / Sylvan Park Ph	93SC25J2	01/02/02	02/02/02	09/16/02	09/22/04	12/03/04	01/11/05	01/19/05	02/22/05	623	11/07/06	07/22/05		Closed
PAS	717 Richland Creek - Tyne Blvd.	93SC025M	09/01/02	09/02/02	01/27/03	07/30/03	08/29/03	09/23/03	09/26/03	10/13/03	777	11/28/05	02/20/04	12/31/07	Closed
DSW	718 Richland Creek - Vaughn's Gap	93SC025N	09/01/02	09/02/02	01/27/03	10/31/03	12/04/03	01/06/04	01/15/04	02/17/04	650	11/28/05	08/13/04	12/31/07	Closed
DSW	720 Richland Creek / Lynnwood Blvd	93SC025K	02/02/02	02/15/02	05/06/02	03/30/03	05/01/03	05/29/03	06/09/03	09/02/03	205	03/25/04	12/10/03	12/31/07	Closed
	730 Loves Branch Sewer Rehabilitati	90SC066A			12/13/04	07/12/05	09/08/05	09/29/05	10/07/05	11/07/05	210	06/05/06	05/05/06		Closed
RNC	750 Sulfide System Equipment	99SG010E	09/15/99	04/30/01			01/15/03	02/15/03	03/10/03	04/25/03	150	09/22/03			Complete
	755 System-Wide Corrosion/Odor St	99SG010P	11/01/99	06/30/02											Analysis Complete
RNC	756 System Wide Corrosion/Odor Im	TBD							07/01/99	07/01/99	365	06/30/00	06/30/00	12/31/07	Complete



**Metropolitan Government of Nashville and Davidson County
Department of Water and Sewerage Services
Nashville Overflow Abatement Program**

Sorted by OAP Project Number

PM	Project Name	MWS Number	Planning Start Date	Planning End Date	Design Start	Design End Date	Date Advertised	Bid Date	Award Date	Const. Start Date	Const. Duration	Const. End Date	Date Operational	State Order	Project Status
RNC	757 System Wide Corrosion/Odor Im	TBD							07/01/00	07/01/00	364	06/30/01	06/30/01	12/31/07	Complete
RNC	758 System Wide Corrosion/Odor Im	TBD							07/01/01	07/01/01	1,620	12/07/05	06/30/02	12/31/07	Complete
PAS	759 Sulfide System Equip / Rehab 04	TBD	07/01/03	07/01/03	07/01/03	06/30/04							06/30/04		Complete
	775 Visco Drive Overflow Correction	TBD	07/01/05	10/10/05	03/01/06	08/30/06	10/01/06	11/20/06	12/15/06	01/02/07	360	12/28/07		12/31/07	Future
DWB	800 Washington CSO Demonstration	94SC005B	06/01/95	10/28/96	10/28/96	10/28/96	10/28/96	10/28/96	10/28/96	10/28/96	0	10/28/96	10/28/96	07/01/01	Study Complete
GEK	801 Kerrigan Floatables Control	94SC005C	02/02/96	02/02/96	02/02/96	02/02/96	02/02/96	02/02/96	02/02/96	02/02/96	0	02/02/96	02/02/96	07/01/01	Closed
DSW	802 Kerrigan CSO Study	94SC05A1	09/01/96	01/01/99										07/01/96	Closed
PAS	810 First Ave CSO Connections	97SC0006	04/06/99	08/16/99	10/01/99	11/17/99	11/18/99	05/15/00	08/03/00	01/08/01	515	06/07/02	03/16/01	12/31/07	Closed
DSW	813 Washington Regulator Improvem	94SC005B	09/17/03	04/01/04	10/01/11	06/30/12	08/20/12	09/30/12	11/01/12	01/15/12	300	11/10/12			Future
	814 Washington Regulator Improvem	94SC005B	09/17/03	04/01/04	12/18/06	11/01/07	12/01/07	02/01/08	03/01/08	05/01/08	286	02/11/09	12/01/08		In Design
	815 Washington Regulator Improvem	94SC005B	09/17/03	04/01/04	11/13/06	06/28/07	07/20/07	08/30/07	10/05/07	01/15/08	540	07/08/09			In Design
DWB	816 Apex Street Storm Screening Fac	97SC0005	12/15/97	12/15/97	12/15/97	09/05/98	12/16/98	01/21/99	04/21/99	07/06/99	300	05/01/00	12/25/99	12/31/07	Closed
PAS	818 Chickering Road Rehabilitation	03SG0043	02/01/03	02/01/03	05/01/03	05/16/03	05/28/03	06/26/03	07/07/03	07/30/03	439	10/11/04	11/14/03	12/31/07	Closed
PAS	821 Davidson Branch P.S. Imprvment	02SG0166			03/10/03	03/15/04	04/02/04	04/29/04	05/11/04	08/02/04	476	11/21/05	04/22/05	12/31/07	Closed
VDT	823 Miscellaneous CSO Rehab	TBD					01/01/04	02/01/04	03/01/04	04/01/04	180	09/28/04	06/30/04		Complete
PAS	824 Miscellaneous SSO Rehab	TBD					01/01/04	02/01/04	03/01/04	04/01/04	180	09/28/04	06/30/04		Complete
	826 Manhole Rehabilitation 2004	03SG0224	06/30/04	06/30/04	07/01/04	08/17/04	09/03/04	09/28/04	10/12/04	11/29/04	240	07/27/05	08/10/05	12/31/07	Closed
	827 Manhole Rehabilitation 2005	03SG2241	11/01/05	11/15/05	12/01/05	01/20/06	03/02/06	03/28/06	04/06/06	06/01/06			11/29/06		Closed
	830 Schrader Separation	94SC005E	06/05/00	05/08/01	10/15/01	12/31/11	04/01/12	06/01/12	08/01/12	10/01/12	450	12/25/13		12/31/07	30% Design Com
DSW	831 Schrader Regulator Screens	94SC05E2	06/05/00	05/08/01	10/01/06	04/28/07	06/15/07	07/25/07	08/30/07	10/01/07	330	08/26/08		12/31/07	Canceled/Separati
DSW	832 Schrader Brick Trunk Rehabilitat	94SC05E9	06/05/00	05/08/01					06/06/02	07/29/02	154	12/30/02	10/31/02	12/31/07	Closed
	835 Boscobel Separation	94SC005F	07/12/99	03/01/01	01/05/13	12/30/13	04/01/14	06/01/14	08/01/14	10/01/14	450	12/25/15		12/31/07	30% Design Com



**Metropolitan Government of Nashville and Davidson County
Department of Water and Sewerage Services
Nashville Overflow Abatement Program**

Sorted by OAP Project Number

PM	Project Name	MWS Number	Planning Start Date	Planning End Date	Design Start	Design End Date	Date Advertised	Bid Date	Award Date	Const. Start Date	Const. Duration	Const. End Date	Date Operational	State Order	Project Status
PAS	836 Boscobel Screen	94SC05F1	07/12/99	03/01/01	09/01/05	03/01/06	04/15/06	07/01/06	08/15/06	10/15/06	300	08/11/07		12/31/07	Merged with 837
	837 Boscobel CSO - Village Court Se	94SC05F1		06/15/05	10/04/05	07/01/07	07/06/07	08/14/07	10/01/07	01/18/08	283	10/27/08	10/27/08		Complete
	850 Benedict & Crutcher Separation	94SC005G	06/20/00	06/30/01	12/17/01	12/30/09	05/01/10	07/01/10	09/01/10	11/01/10	450	01/25/12		12/31/07	30% Design Com
PAS	851 Benedict & Crutcher Screen	94SC05G3	06/20/00	06/30/01	09/01/06	05/01/07	06/05/07	07/10/07	08/20/07	10/01/07	270	06/27/08		12/31/07	Canceled/Separati
PAS	852 Benedict & Crutcher Regulator P	94SC05G1	06/20/00	06/30/01	08/18/03	09/01/03	09/01/03	09/01/03	09/15/03	09/22/03	39	10/31/03	10/10/03	12/31/07	Closed
PAS	853 Benedict & Crutcher 27" Pile Intr	94SG05G2					07/30/04	08/20/04	08/27/04	10/18/04	368	10/21/05	12/21/04	12/31/07	Closed
PAS	855 I-24/65 Regulator	94SC005D	10/01/98	10/01/98	10/01/98	02/28/99	11/18/99	05/15/00	08/03/00	08/17/00	659	06/07/02	02/28/01	12/31/07	Closed
	880 Rehabilitation FY 2008 Projects	TBD	07/01/07	08/01/07	09/01/07	06/01/08	07/01/08	08/01/08	09/01/08	10/01/08	212	05/01/09			Future
	881 Rehabilitation FY 2009 Projects	TBD	07/01/08	08/01/08	09/01/08	06/01/09	07/01/09	08/01/09	09/01/09	10/01/09	365	10/01/10			Future
PAS	882 Rehabilitation FY 2010 Projects	TBD	07/01/09	08/01/09	09/01/09	06/01/10	07/01/10	08/01/10	09/01/10	10/01/10	365	10/01/11			Future
	883 Rehabilitation FY 2011 Projects	TBD	07/01/10	08/01/10	09/01/10	06/01/11	07/01/11	08/01/11	09/01/11	10/01/11	366	10/01/12			Future
	885 Dry Creek Rehab	95SC014A	07/01/03	07/02/03	12/01/03	01/31/06	03/10/06	04/06/06	04/17/06	05/30/06	190	12/06/06	01/17/07		Complete
	886 Richland Creek - Charlotte Pike	93SC025P	07/01/03	07/02/03	04/26/04	05/31/05	07/19/05	08/11/05	08/25/05	10/17/05	256	06/30/06	07/21/06		Complete
	887 Barker Road Rehab	03SC0136	07/01/03	07/02/03	11/24/03	01/21/05	03/10/05	03/29/05	04/05/05	05/16/05	564	12/01/06	12/08/05		Closed
	888 Barker Road / Omohundro EQ	03SC136A	10/01/05	12/30/05	02/23/06	10/08/08	10/09/08	11/20/08	01/15/09	02/15/09	453	05/14/10	12/31/09		Design complete
	889 Davidson Branch Rehab Ph 5	90SC069F	10/01/05	12/31/05	03/17/06	07/21/06	08/07/06	09/07/06	09/18/06	11/01/06	240	06/29/07	04/29/07		Complete
	890 Wallace Lane Sewer Rehab	04SG0093			02/01/05	04/11/05	05/04/05	05/26/05	06/10/05	07/05/05	403	08/12/06	11/30/05		Closed
	891 Richland Creek - Charlotte Pike	93SC25P1	07/01/03	07/02/03	04/26/04	03/31/06	06/19/06	07/11/06	07/19/06	08/28/06	176	02/20/07	10/25/06		Closed
	892 Hurricane Creek Sewer Rehabilit	90SC075B	09/01/05	12/10/05	06/16/06	06/29/06	06/30/06	07/10/06	07/17/06	07/31/06	305	06/01/07			Cancelled
PAS	893 Hurricane Creek Equalization Ba	TBD	07/01/08	08/10/08	10/01/08	02/15/09	03/01/09	04/01/09	05/01/09	06/01/09	304	04/01/10			Future
PAS	896 Barker Road / Omohundro Equal	03SC136C	07/01/09	09/30/09	12/01/09	06/30/10	07/15/10	08/15/10	09/15/10	11/15/10	268	08/10/11			Future
	898 Engineering - CSO FY 07 Project	TBD	07/01/04	06/30/05											Future Engineerin



**Metropolitan Government of Nashville and Davidson County
Department of Water and Sewerage Services
Nashville Overflow Abatement Program**

Sorted by OAP Project Number

PM	Project Name	MWS Number	Planning Start Date	Planning End Date	Design Start	Design End Date	Date Advertised	Bid Date	Award Date	Const. Start Date	Const. Duration	Const. End Date	Date Operational	State Order	Project Status
	899 Engineering - CSO FY 07 Project	TBD	07/01/05	06/30/06						10/01/06					Future Engineerin
VDT	913 MWS/OAP Program Managemen		07/01/02	06/30/03											
VDT	914 MWS/OAP Program Managemen		07/01/03	06/30/04											
VDT	915 MWS/OAP Program Managemen		07/01/04	06/30/05											
VDT	916 MWS/OAP Program Managemen		07/01/05	02/28/06											
VDT	917 MWS/OAP Program Managemen		07/01/06	02/28/07											
VDT	918 MWS/OAP Program Managemen		07/01/07	02/28/08											
	1000 100 Oaks Sewer Repair (Not OA	06SG0054	06/01/06	06/02/06	06/03/06	06/04/06	06/05/06	06/06/06	06/07/06	06/08/06	2	06/10/06	06/09/06		Completed-Closed
	1002 Manhole Rehabilitation 2006	03SG2242	02/01/06	06/01/06	08/01/06	09/15/06	10/05/06	11/02/06	11/08/06	01/08/07			08/16/07		Closed
	1003 OAP Program Assistance - CTEE	06SC0128	03/01/06	06/01/06	08/15/06	08/15/09	09/15/09	09/30/09	10/01/09	11/01/09	60	12/31/09	12/01/09		Active
	1004 OAP Program Assistance - CDM	06SC0129	03/01/06	06/01/06	08/15/06	08/15/09	09/15/09	09/30/09	10/01/09	11/01/09	60	12/31/09	12/01/09		Active
	1005 OAP Program Assistance - BWS	06SC0130	03/01/06	06/01/06	08/15/06	08/15/09	09/15/09	09/30/09	10/01/09	11/01/09	60	12/31/09	12/01/09		Active
	1006 OAP Construction Services Assis	06SC0144	09/08/06	10/08/06	11/08/06	12/08/06	01/08/07	02/08/07	03/08/07	04/08/07					Closed
	1007 Langford Farms Sewer Rehabilita	99SG009G	09/01/06	12/31/06	01/01/07	04/01/07	04/15/07	05/15/07	06/15/07	07/15/07	169	12/31/07	11/01/07		Planning
	1008 Berwick Trail Rehabilitation Pha	90SC076B	11/01/06	03/31/07	04/01/07	07/01/07	07/15/07	08/15/07	09/01/07	10/01/07	244	06/01/08	04/01/08		Planning
	1009 Mill Creek 36" Trunk Repair	06SC0185	12/08/06	07/06/07	07/06/07	10/06/07	12/06/07	01/06/08	02/06/08	03/06/08	275	12/06/08	09/06/08		Bids Rejected
	1010 West End Sewer Rehabilitation P	93SC26F	01/01/07	04/01/07	06/01/07	12/01/07	02/01/08	03/01/08	05/01/08	06/01/08	273	03/01/09	12/01/08		Planning
	1014 Lakewood Area Sewer System R	07SG0092	04/01/07	07/01/07	09/01/07	03/01/08	05/01/08	07/01/08	09/01/08	10/01/08	243	06/01/09	04/01/09		Planning
	1015 Area-wide SSO Rehabilitation C	07SG0093	04/01/07	07/01/07	08/01/07	02/01/08	04/01/08	05/01/08	07/01/08	09/01/08	273	06/01/09	03/01/09		Planning
	1016 Long Term Control Plan	08SC0004	01/15/08	06/15/08	07/15/08	12/15/08	01/15/09	03/15/09	04/15/09	06/15/09	273	03/15/10	01/15/10		Planning
	1017 CAP/ER	08SC0006	12/13/07	06/13/09	07/01/09	07/01/11	08/01/11	10/01/11	12/01/11	03/01/12	3,106	09/01/20	03/01/20		Planning
	1018 PARTHENON AREA/MURPHY	08SC0020	01/15/08	06/15/08	08/15/08	02/15/09	04/15/09	06/15/09	08/15/09	09/15/09	456	12/15/10	09/15/10		Planning



Metropolitan Government of Nashville and Davidson County
Department of Water and Sewerage Services
Nashville Overflow Abatement Program

Sorted by OAP Project Number

<i>PM</i>	<i>Project Name</i>	<i>MWS Number</i>	<i>Planning Start Date</i>	<i>Planning End Date</i>	<i>Design Start</i>	<i>Design End Date</i>	<i>Date Advertised</i>	<i>Bid Date</i>	<i>Award Date</i>	<i>Const. Start Date</i>	<i>Const. Duration</i>	<i>Const. End Date</i>	<i>Date Operational</i>	<i>State Order</i>	<i>Project Status</i>
	1019 Kerrigan Trash Trap Refurbishm	08SG0097	11/01/08	12/01/08	01/01/09	05/01/09	06/01/09	09/01/09	10/01/09	11/01/09	60	12/31/09	12/01/09		Construction



**Metropolitan Government of Nashville and Davidson County
 Department of Water and Sewerage Services
 Nashville Overflow Abatement Program**

Sorted by OAP Project Number

Projects Necessary for Worst Case Scenario

<i>PM</i>	<i>Project Name</i>	<i>MWS Number</i>	<i>Planning Start Date</i>	<i>Planning End Date</i>	<i>Design Start</i>	<i>Design End Date</i>	<i>Date Advertised</i>	<i>Bid Date</i>	<i>Award Date</i>	<i>Const. Start Date</i>	<i>Const. Duration</i>	<i>Const. End Date</i>	<i>Date Operational</i>	<i>State Order</i>	<i>Project Status</i>
VDT	616 Boscobel Street Tank	90SC0155	09/28/94	09/28/94	09/28/94	09/28/94	09/28/94	09/28/94	09/28/94	09/28/94	12/30/189	09/28/94	09/28/94	12/31/07	EOPT Alternate
VDT	744 Crutcher Street Tank	90SC0158	09/28/94	09/28/94	09/28/94	09/28/94	09/28/94	09/28/94	09/28/94	09/28/94	12/30/189	09/28/94	09/28/94	12/31/07	EOPT Alternate
VDT	745 Shelby Park Tank	90SC0162	09/28/94	09/28/94	09/28/94	09/28/94	09/28/94	09/28/94	09/28/94	09/28/94	12/30/189	09/28/94	09/28/94	12/31/07	EOPT Alternate
VDT	746 Schrader Lane Tank	90SC0160	09/28/94	09/28/94	09/28/94	09/28/94	09/28/94	09/28/94	09/28/94	09/28/94	12/30/189	09/28/94	09/28/94	12/31/07	EOPT Alternate
VDT	748 Charlotte Avenue Tank	90SC0153	09/28/94	09/28/94	09/28/94	09/28/94	09/28/94	09/28/94	09/28/94	09/28/94	12/30/189	09/28/94	09/28/94	12/31/07	EOPT Alternate
VDT	871 Harrison Street Tank	90SC0164	09/28/94	09/28/94	09/28/94	09/28/94	09/28/94	09/28/94	09/28/94	09/28/94	12/30/189	09/28/94	09/28/94	12/31/07	EOPT Alternate
VDT	873 Van Buren Street Tank	90SC0165	09/28/94	09/28/94	09/28/94	09/28/94	09/28/94	09/28/94	09/28/94	09/28/94	12/30/189	09/28/94	09/28/94	12/31/07	EOPT Alternate
VDT	875 North 1st Street Tank	90SC0167	09/28/94	09/28/94	09/28/94	09/28/94	09/28/94	09/28/94	09/28/94	09/28/94	12/30/189	09/28/94	09/28/94	12/31/07	EOPT Alternate

II. FINANCIAL

Program Cash Flow/Funding Report

METROPOLITAN DEPARTMENT OF WATER & SEWERAGE SERVICES

Nashville Overflow Abatement Program

as of
FY 2003

Cost Analysis

OPERATIONAL / ACTIVE / FUTURE PROJECTS

90-SC-4 A	120	WASTEWATER SCADA SYSTEM	3,312,000
90-SC-4 A 1	121	RAIN GAGE ALERT SYSTEM	22,710
02-SG-10 A	122	SATELLITE DATA COLLECTION	250,000
02-SG-10 B	123	DATA INTEGRATION SYSTEM	500,000
02-SG-9C	215	WEST PARK BAR SCREEN IMPROVEMENTS	950,000
90-SC-93 K	315	SMITH SPRINGS EQ BASIN	2,838,000
93-SC-88	322	GIBSON CREEK - SEWER REHAB DESIGN	55,000
93-SC-88 C	322	GIBSON CREEK REHAB - MISC A/C LININGS	219,800
93-SC-88 A	323	GIBSON CREEK - REHAB I	2,099,000
93-SC-88 B	324	GIBSON CREEK - REHAB II	690,000
93-SC-26 C	353	WEST END REHAB III - (PART 2)	3,130,000
93-SC-26 C-1	353	WEST END REHAB - SERVICE LINE DEMO	4,730
93-SC-26 E	354	WEST END REHAB IV	1,200,000
93-SC-28 A-2	361	CLIFTON PARK REHAB IB - (W/28 C)	85
93-SC-28 B	362	CLIFTON PARK REHAB 1A & 2	2,943,523
93-SC-28 A 1	362	CLIFTON PARK REHAB 1A & 2	36,620
93-SC-28 D	363	CLIFTON PARK REHAB 1B & 3	497,018
93-SC-28 C	364	CLIFTON PARK REHAB IV	2,056,232
93-SC-34 C	375	UPPER WHITES CREEK BASIN - DRAKES BRANCH	1,303,549
93-SC-34 C-1	375	UPPER WHITES CREEK BASIN - DRAKES BRANCH DEMO	36,062
93-SC-34 F	378	UP WH CRK REH - CURTIS RD (COMBINE WITH 34 G-2)	-
93-SC-34 J	386	UP WH CRK REH - ALDRICH LANE	1,330,000
93-SC-34 T	387	UP WH CRK REH - WHITES CREEK PS UPSIZE	5,410,000
93-SC-34 K	393	UP WH CRK REH - PERF BASED I&I I	2,458,103
93-SC-34 K 1	394	UP WH CRK REH - PERF BASED I&I II	1,700,000
93-SC-34 K 2	395	UP WH CRK REH - PERF BASED I&I III	2,300,000
93-SC-34 L	396	UP WH CRK REH - PERF BASED I&I IV	1,700,000
90-SC-75 A	403	HURRICANE CREEK EQ BASIN	3,000,000
91-SC-36 B	426	28th AVE BASIN REHAB I	2,800,000
91-SC-36 B2/B3	426	28th AVE BASIN REHAB - A/C LININGS	29,868
91-SC-36 D	427	28th AVE BASIN REHAB II	1,735,000
96-SG-110 C	442	MILL CRK PARALLEL TRUNK III (FUT CAP. PROBLEMS)	10,720,000
98-SC-14 A	465	OMOHUNDRO WTP BACKWASH IMPROVEMENTS	2,640,000
95-SC-12 A	470	MILL CREEK REHAB - WALLACE RD PLANNING	190,605
95-SC-12 B	471	MILL CREEK REHAB - ELISSA DRIVE	1,674,000
95-SC-12 C	472	MILL CREEK REHAB - PATRICIA DRIVE	729,225
95-SC-12 D	473	MILL CREEK REHAB - LARCHWOOD DRIVE	1,500,000
95-SC-12 E	474	MILL CREEK REHAB - WILHAGEN ROAD	630,000
95-SC-12 F	475	MILL CREEK REHAB - GLENROSE	1,000,000
95-SC-12 G	476	MILL CREEK REHAB - DONELSON PLAZA PS	76,779
95-SC-12 H	477	MILL CREEK REHAB - RICHARDS RD / APACHE TRAIL	1,757,000
95-SC-12 A-1	478	MILL CREEK REHAB - WALLACE RD I	142,132
95-SC-12 A-2	480	MILL CREEK REHAB - WALLACE RD II	1,002,715

METROPOLITAN DEPARTMENT OF WATER & SEWERAGE SERVICES

Nashville Overflow Abatement Program

Cost Analysis

as of
FY 2003

95-SC-12 A-3	481	MILL CREEK REHAB - WALLACE RD III	1,170,000
99-SG-27	485	BONNAFAIR SEWER REHABILITATION (DEMO)	59,000
90-SC-63 A	488	MCCRORY CREEK EQUALIZATION BASIN	3,690,000
99-SG-9	489	STONER'S CREEK BASIN EVALUATION	51,464
99-SG-9 Z	489	TULIP GROVE SEWER REHAB - A/C LININGS	339,820
99-SG-9 A-1	490	HERMITAGE HILLS SEWER REHABILITATION I	1,600,000
99-SG-9 B	491	TULIP GROVE SEWER REHABILITATION	2,075,000
99-SG-9 C	492	HERMITAGE ESTATES SEWER REHABILITATION	2,450,000
99-SG-9 D	493	SCOTTS HOLLOW SEWER REHABILITATION	2,172,000
99-SG-9 E	494	DODSON CHAPEL SEWER REHABILITATION	3,390,000
99-SG-9 F	495	LANGFORD FARMS SEWER REHABILITATION	1,925,000
99-SG-9 A-2	496	HERMITAGE HILLS SEWER REHABILITATION II	1,401,000
99-SG-9 A	497	HERMITAGE HILLS REHAB - PAVING	150,000
99-SG-9 K	498	DODSON CHAPEL EQ	2,000,000
90-SC-168 D	513	LEWIS / TRIMBLE CSO SEP.	480,000
90-SG-168 F	513	LEWIS / TRIMBLE CSO SEP. (A/C GROUTING)	18,563
91-SC-47 B-1	515	CWWTP - BIOSOLIDS MGT FACILITY IMPRV II&III	12,325,000
91-SC-47 B-2	517	CWWTP - BIOSOLIDS MGT FACILITY IMPRV III	6,275,000
97-SG-8	550	DRY CREEK WWTP - OPTIMIZATION	4,023,493
90-SC-184 D	573	VANDIVER SEWER REHAB III	785,000
90-SC-60 D-1	575	CLEECE'S FERRY SEWER REHAB - A/C LINING	44,880
90-SC-79 A	576	RIVER DRIVE SEWER REHAB - A/C LINING	39,905
95-SC-12 P	583	MILL CRK SEWER REH - BRILEY/SIMS BRANCH	1,500,000
90-SC-60 E	585	CLEECE'S FERRY	800,000
90-SC-69 E	590	DAVIDSON BRANCH IV	1,300,000
93-SC-25 D	595	RICHLAND REH - BROOKWOOD TERRACE II	175,000
93-SC-25 D-1	595	RICHLAND REH - BROOKWOOD TERRACE A/C LINING	24,430
99-SC-4 A	604	WATER QUALITY STUDIES - MARA	1,067,500
99-PM-2 B-1	605	CUMBERLAND RIVER SIPHONS INVESTIGATION	195,000
90-SC-147 C	618	DEMONBREUN STORM MGT II	13,125,000
90-SC-157	620	SECOND AVENUE TUNNEL (8 ft)	18,465,000
90-SC-148	621	COWAN STREET P.S.	2,409,000
94-SC-59	623	UPPER BROWN'S CREEK \ ROCKDALE - PLANNING	575,273
94-SC-59 A	623	UPPER BROWN'S CRK - FRANKLIN RD REHAB	3,076,672
94-SC-59 A-1	623	UPPER BROWN'S CRK - LEELAND LN A/C LINING	107,000
94-SC-59 B	625	UPPER BROWN'S CRK - FAIRGROUNDS TRUNK REHAB	3,799,000
94-SC-59 B-1	625	UPPER BRWN'S CK - FAIRGROUNDS - EMER. 36" REPL.	109,068
94-SC-59 B-2	625	UPPER BRWN'S CK - EMER. REHAB - RACETRACK	137,775
94-SC-59 B-3	625	UPPER BRWN'S CK - RACETRACK TIE-IN	25,000
94-SC-59 C	627	UPPER BROWN'S CRK - FAIRGROUNDS REHAB- PH. I	3,905,000
94-SC-59 C-2	627	UP BROWN'S CRK - FAIRGROUNDS A/C LININGS	181,070
94-SC-59 D	628	UPPER BROWN'S CRK - FAIRGRNDS REHAB - PH. II	4,084,142
95-SC-14	629	DRY CREEK / ARMSTRONG SEWER REHAB	3,116,270
94-SC-59 E	630	UPPER BROWN'S CRK - FAIRGRNDS REHAB - PH. III	4,310,000

METROPOLITAN DEPARTMENT OF WATER & SEWERAGE SERVICES

Nashville Overflow Abatement Program

Cost Analysis

as of
FY 2003

95-SC-15	631	RIVERGATE SEWER REHAB	664,000
95-SC-15 A	631	RIVERGATE SEWER REH - A/C GUNITE	14,500
95-SC-15 B	631	RIVERGATE SEWER REH - A/C LINING	5,230
90-SC-150 A	634	INGLEWOOD SEWER REHAB - TV INSPECTION	291,079
90-SG-150 A	634	INGLEWOOD SEWER REHAB - A/C LININGS	118,080
90-SC-150 B	634	INGLEWOOD SEWER REHAB I	3,800,000
90-SC-150 C	635	INGLEWOOD TRUNK SEWER REHAB II	381,920
90-SC-150 D	637	SHELBY PARK \ INGLEWOOD SEWER REHAB III	2,246,668
90-SC-150 E	638	SHELBY PARK \ INGLEWOOD SEWER REHAB IV	1,200,000
91-SC-83 C	650	AMERICAN ROAD REHAB / BASSWOOD	1,150,000
91-SC-55 B	656	LOWER EAST NASHVILLE REHAB II	2,900,000
91-SC-55 C	657	LOWER EAST NASHVILLE REHAB III	4,495,000
97-SC-	665	JOELTON AREA REAHB - O.F. # 145	320,000
93-SC-28 K	680	CLIFTON PARK - COCKRILL BEND	1,654,021
94-SC-59 F	685	FRANKLIN ROAD REHAB II - O.F. # 341	3,350,000
95-SC-14 A	690	DRY CREEK AREA REHAB- O.F. # 342	1,200,000
93-SC-88 D	695	GIBSON CREEK - GRAYCROFT	1,006,000
95-SC-12 K	705	MILL CREEK REHAB - SEVEN MILE CRK - O.F. # 344	1,500,000
95-SC-12 L	710	MILL CREEK REHAB - HOPEDALE AREA - O.F. # 338	627,544
93-SC-25 J	715	RICHLAND CREEK REHAB / SYLVAN PARK	2,500,000
93-SC-25 M	717	RICHLAND CREEK REHAB / TYNE BOULEVARD	1,150,000
93-SC-25 K	720	RICHLAND CREEK REHAB / LYNNWOOD BLVD	680,000
TBA	750	SULFIDE SYSTEM EQUIPMENT	1,715,000
99-SG-10 D	752	CORROSION / ODOR IMPRV - MCCRORY CRK ODOR EQ.	400,000
99-SG-10 C-2	753	CORROSION / ODOR IMPRV - SMITH SPRINGS BIOFILTR	170,000
99-SG-10	754	SYSTEM-WIDE CORROSION / ODOR - DEPT. ENGR.	200,000
99-SG-10 P/P-1	755	SYSTEM-WIDE CORROSION / ODOR - CTE STUDY	289,168
99-SG-10 A/B/C	756	CORROSION / ODOR IMPROVEMENTS MWS FY00	479,500
99-SG-10 C-3	757	CORROSION / ODOR IMPROVEMENTS MWS FY01	835,000
99-SG-10 E	758	CORROSION / ODOR IMPROVEMENTS MWS FY02	500,000
TBA	775	VISCO DRIVE OVERFLOW CORRECTIONS	10,350,000
97-SC-6	810	FIRST AVE CSO CORRECTIONS	1,000,000
94-SC-5 B-2	815	WASHINGTON REGULATOR IMPROVEMENTS	3,530,000
97-SC-5	816	APEX STORM SCREENING FACILITIES	1,935,000
94-SC-5 E-1	830	SCHRADER REGULATOR SCREENS	1,264,000
91-SC-36 B-1	831	SCHRADER / 28TH AVE STUDY	208,662
94-SC-5 E	831	SCHRADER CSO SEPARATION	18,210,000
94-SC-5 E-9	832	SCHRADER BRICK TRUNK REHAB	1,209,000
94-SC-5 F	835	BOSCOBEL CSO SEPARATION	6,700,000
94-SC-5 F-1	837	BOSCOBEL / VILLAGE COURT IMPROVEMENTS	842,000
94-SC-5 G	850	BENEDICT & CRUTCHER CSO SEPARATION	8,600,000
94-SC-5 G-8	851	BENEDICT & CRUTCHER SCREEN	1,000,000
94-SC-5 G-1	852	BENEDICT & CRUTCHER PIPING	1,391,385
94-SC-5 D	855	I-24 & I-65 REGULATOR ANALYSIS / IMPRV.	380,000

METROPOLITAN DEPARTMENT OF WATER & SEWERAGE SERVICES

Nashville Overflow Abatement Program

Cost Analysis

as of
FY 2003

TOTAL - OPERATIONAL / ACTIVE / FUTURE PROJECTS

268,084,837

CLOSED OR COMPLETE PROJECTS

90-SG-62	101	BORDEAUX HOSPITAL P.S. IMPROVEMENTS	94,777
86-SC-16A5	102	WHITES CREEK P.S. UPSIZING	712,415
88-SG-111	103	CANTER CHASE SLIPLINE	104,327
90-SG-38	104	23rd AVE. P.S. REMOVAL & RECEIVING SEWER	244,914
90-SG-98	105	RAINBOW TERRACE F.M. REPLACEMENT	52,805
90-SC-71	106	NEELY'S BEND P. S. / FORCE MAIN	1,021,624
90-SC-71 A	106	NEELY'S BEND - DEPT - REHAB	202,700
90-SC-59	107	CLEARLAKE / HARBOURTOWN P.S. - DESIGN	-
90-SC-59 A	107	CLEARLAKE / HARBOURTOWN P.S. - CONSTRUCTION	1,409,054
90-SC-54	108	METRO CENTER P.S. REPLACEMENT	682,917
90-SC-55	109	BELL FORGE P.S. REMOVAL	284,471
86-SG-87	110	CEDAR CLIFF / HICKORY HIGHLAND RELEASE SEWER	206,601
90-SC-56	111	CLOVER BOTTOM	76,250
90-SG-28	112	LAKWOOD \ PARK CIRCLE RELIEF SEWER I	156,185
90-SG-28 A	112	LAKWOOD \ PARK CIRCLE RELIEF II	182,133
90-SC-57	113	WILLIAMSON FERRY P.S. - DESIGN	71,576
90-SC-57 A	113	WILLIAMSON FERRY P.S.	112,922
90-SC-60	114	CLEECE'S FERRY P.S. - DESIGN	74,610
90-SC-60 A	114	CLEECE'S FERRY P.S.	116,883
90-SC-70	115	MADISON HEIGHTS P.S.	56,611
90-SC-58	116	BORDEAUX HILLS P.S. & F.M.	1,103,234
89-SG-106 A/B/C	117	RICHLAND REHAB - BROOKWOOD TERRACE I	275,816
89-SG-50	118	POST ROAD RELIEF SEWER	388,785
90-SC-59 B	143	CLEARLAKE/ HARBOURTOWN LINING	604,124
90-SC-59 C	143	CLEARLAKE/ HARBOURTOWN REHABILITATION	31,080
90-SC-57 B	144	WILLIAMSON FERRY LINING	52,414
90-SC-57 C	144	WILLIAMSON FERRY REHABILITATION	12,875
90-SC-60 B	145	CLEECE'S FERRY I & I	14,365
90-SC-60 C	145	CLEECE'S FERRY REHABILITATION	20,310
90-SC-69 A	145	AMERICAN ROAD TRUNK SEWER REPLACEMENT	82,910
90-SC-110 C	146	NOLENSVILLE ROAD LINING	113,780
90-SC-69 B	147	DAVIDSON BRANCH LINING	200,328
90-SC-88 B	149	MAPLEHURST LINING	275,955
90-SC-88 D	149	MAPLEHURST CIP A/C	65,464
90-SC-93D-2	150	SMITH SPRINGS REHAB II	385,615
90-SC-93D-3	151	SMITH SPRINGS REHAB III	742,710
90-SC-72	201	BUENA VISTA P.S. UPSIZING	309,256
90-SC-92	202	MAY DRIVE TRUNK SEWER REPLACEMENT	686,969
90-SC-113	203	OSAGE STREET TRUNK SEWER REPLACEMENT	1,596,180
89-SC-136	204	RIVER RETREAT P.S. / F.M. (NEW)	1,197,303

METROPOLITAN DEPARTMENT OF WATER & SEWERAGE SERVICES

Nashville Overflow Abatement Program

Cost Analysis

as of
FY 2003

89-SC-136 A	204	RIVER RETREAT - REHAB	25,392
90-SC-86	205	UP WH CRK REH - OAK VALLEY PLAN	53,689
90-SC-86 A	205	UP WH CRK REH - OAK VALLEY - RELIEF SEWER	171,210
90-SC-86 B	205	UP WH CRK REH - OAK VALLEY - LINING (A/C)	48,950
90-SG-172 / 172 A	205	UP WH CRK REH - OAK VALLEY - LINING (A/C)	399,853
90-SC-110 A	206	NOLENSVILLE ROAD INSPECTION ASSEMBLIES	15,867
90-SC-110 B	206	NOLENSVILLE ROAD - PIPE REPLACEMENT	306,936
90-SC-110	206	NOLENSVILLE ROAD - DESIGN	90,722
90-SC-69 C	207	DAVIDSON BRANCH P. S. IMPROVEMENTS	430,103
90-SC-69	207	DAVIDSON BRANCH - DESIGN	139,112
90-SC-69 Z	207	DAVIDSON BRANCH - I&I	47,553
90-SC-74	208	HOPEDALE - DESIGN	105,005
90-SC-74 A	208	HOPEDALE - LINING	837,971
90-SC-74 C	208	HOPEDALE - DEPT - LINING	80,808
90-SC-87	209	WEST LINDEN - DESIGN	143,220
90-SC-87 A	209	WEST LINDEN - LINING	1,376,239
90-SC-87 B	209	WEST LINDEN - DEPT - U-LINER	14,600
90-SC-87 C	209	WEST LINDEN - DEPT - LINING	238,645
90-SC-85	210	KENNER AVE. - DESIGN	54,876
90-SC-85 A	210	KENNER AVE. - INSPECTION ASSEMBLIES	9,939
90-SC-85 B	210	KENNER AVE. - LINING	216,712
90-SC-85 C	210	KENNER AVE. - DEPT - LINING	98,157
90-SC-184	211	VANDIVER P.S. & F.M.	951,108
90-SC-184 A	211	VANDIVER - DEPT REHAB U-LINER	12,325
90-SC-110 D	220	FOSTER AVE REHAB	1,126,482
90-SC-93	301	SMITH SPRINGS - PLANNING	58,000
90-SC-93 C	301	SMITH SPRINGS - P.S. \ EQUALIZATION BASIN	4,379,294
90-SC-65/65 B	302	GOODLETTSVILLE / MANSKER CK CAPACITY	1,959,620
90-SC-136	303	GIBSON CREEK - PLANNING	78,192
90-SC-136 A	303	GIBSON CREEK F.M. & RECEIVING SEWER	4,327,337
90-SC-73	304	PITTS AVE \ LAKEWOOD - DESIGN	198,992
90-SC-73 A	304	PITTS AVE \ LAKEWOOD - P.S. REPLACEMENT	713,909
90-SC-73 B	304	PITTS AVE \ LAKEWOOD - REHAB & REPLACEMENT	228,572
90-SC-112	305	McCABE \ RICHLAND INTERCEPTOR SEWER ADDITION	10,743,745
90-SC-88	306	MAPLEHURST - DESIGN	101,000
90-SC-88 A	306	MAPLEHURST - PIPE REPLACEMENT	276,617
90-SC-93 A	310	SMITH SPRINGS F.M. & RECEIVING SEWER	2,361,034
90-SC-93 D	312	SMITH SPRINGS REHAB - PLANNING	47,000
90-SC-93 Z	312	SMITH SPRINGS REHAB - I&I	100,516
90-SC-93 D-1	312	SMITH SPRINGS REHAB I	402,059
90-SC-93 E	312	SMITH SPRINGS REHAB I - (A/C)	63,450
90-SC-93 F	312	SMITH SPRINGS REHAB II - (A/C)	113,301
90-SC-93 D-4	313	SMITH SPRINGS REHAB IV	1,468,000
90-SC-93 G	313	SMITH SPRINGS REHAB IV (A/C)	74,552

METROPOLITAN DEPARTMENT OF WATER & SEWERAGE SERVICES

Nashville Overflow Abatement Program

Cost Analysis

as of
FY 2003

90-SC-93 D-5	314	SMITH SPRINGS REHAB V	407,000
90-SC-136 C	321	GIBSON CREEK PUMPING STATION	4,410,347
90-SC-136 D	322	GIBSON CREEK - PLANNING & I/I	83,766
90-SC-136 E	322	GIBSON CREEK - I&I / A/C LINER	15,000
93-SC-25	326	McCABE RICHLAND COLLECT SYSTEM REHAB DESIGN	140,179
93-SC-25 A	326	McCABE RICHLAND REHAB I (CONSTRUCTION)	437,000
93-SC-26	327	WEST END COLLECTION SYSTEM REHAB DESIGN	468,427
93-SC-27	328	MURPHY ROAD COLLECTION SYSTEM REHAB DESIGN	176,643
93-SC-27 A	328	MURPHY ROAD REHAB I (OPTIONAL)	2,050,000
93-SC-27 B	328	MURPHY ROAD REHAB II (SEE PHASE I)	-
93-SC-27 C	328	MURPHY ROAD REHAB - NEVADA AVE A/C	23,018
93-SC-27 D	328	MURPHY ROAD REHAB IV (SEE PHASE I)	-
93-SC-28	329	CLIFTON PARK COLLECTION SYSTEM REHAB DESIGN	303,590
93-SC-29	330	SUGARTREE COLLECTION SYSTEM REHAB DESIGN	371,117
93-SC-29 A	330	SUGARTREE COLLECTION SYSTEM REHAB I	1,793,132
93-SC-29 P	330	SUGARTREE COLLECT. REHAB - MANHOLE DEMO	5,500
93-SC-29 B	331	SUGARTREE COLLECTION SYSTEM REHAB II	716,451
93-SC-29 C	332	SUGARTREE COLLECTION SYSTEM REHAB III	449,914
93-SC-29 D	333	SUGARTREE COLLECTION SYSTEM REHAB IV	319,404
93-SC-25 B	340	McCABE RICHLAND REHAB II (CONSTRUCTION)	838,000
93-SC-25 C	341	McCABE RICHLAND REHAB III - (A/C)	235,170
93-SC-26 A	351	WEST END REHAB I - (OPTIONAL)	747,843
93-SC-26 B	352	WEST END REHAB II - (OPTIONAL)	1,250,000
93-SC-28 A	361	CLIFTON PARK REHAB I - (REPLACEMENT)	8,911
93-SC-28 A-2	361	CLIFTON PARK REHAB IB - (W/28 C)	-
93-SC-34 D	370	UP WH CRK REH - HAYNES PARK STUDY	19,000
93-SC-34 D-1	370	UP WH CRK REH - HAYNES PARK REHAB I	373,000
93-SC-34 D-2	371	UP WH CRK REH - HAYNES PARK REHAB II	426,230
93-SC-34 D-3	371	UP WH CRK REH - W. HAMILTON TRUNK REPAIR A/C	56,400
93-SC-34 G	372	UP WH CRK REH - EMERALD DR	3,430
93-SC-34 G - 1	372	UP WH CRK REH - EMERALD DR I - (A/C)	249,000
93-SC-34 G - 2	373	UP WH CRK REH - EMERALD DR II	271,235
93-SC-34 G - 3	373	UP WH CRK REH - PANORAMA DR. A/C LINING	64,800
93-SC-34 B/B1/B2	374	UP WH CRK REH - BUENA VISTA	916,082
93-SC-34 F	378	UP WH CRK REH - CURTIS RD (W/34 & G-2)	-
93-SC-34 A	379	UP WH CRK REH - PARKWOOD	734,000
93-SC-34 H	380	UP WH CRK REH - DICKERSON PK (SEE 393)	-
93-SC-34 E	383	UP WH CRK REH - EATONS CREEK	54,060
93-SC-34	388	UP WH CRK REH - BASIN STUDY (Formerly Proj. # 454)	231,200
90-SC-78 A	391	RIVERSIDE P.S. REHAB I	125,439
90-SC-78 B	392	RIVERSIDE P.S. REHAB II	120,020
89-SC-92	401	DRY CREEK WWTP - MAIN PLANT	27,757,402
89-SOC-92	401	DRY CREEK WWTP DESIGN	2,000,000
89-SG-92	401	DRY CREEK WWTP DESIGN REPORT	148,492

METROPOLITAN DEPARTMENT OF WATER & SEWERAGE SERVICES

Nashville Overflow Abatement Program

Cost Analysis

as of
FY 2003

89-SC-92 A	401	DRY CREEK WWTP - SITE ACQUISITION	596,077
89-SC-92 B	401	DRY CREEK WWTP-SLUDGE PUMPS	394,947
90-SC-66	402	LOVES BRANCH SEWER REHAB	1,050,000
90-SG-06	404	PRELIM BROWNS CREEK CSO INVESTIGATION	34,042
90-SG-6 A-1	404	BROWN'S CREEK P.S. - CONSTRUCTION (F&D)	1,986,494
90-SC-6 A	404	BROWN'S CREEK P.S. - DESIGN	697,916
90-SC-6 A-1	404	BROWN'S CREEK P.S. - CONSTRUCTION (SCE)	8,460,000
86-SC-16A2/3/4/6	405	WEST PARK P.S., F.M., EQUALIZATION BASIN	9,641,066
90-SC-63	406	McCRORY CREEK P.S.	4,201,630
90-SC-75	407	HURRICANE CREEK STUDY	23,082
90-SC-75 Z	407	HURRICANE CREEK I&I	23,672
90-SC-76	408	BERWICK TRAIL STUDY / I&I	4,000
90-SC-77	409	HOLIDAY TRAVEL PARK STUDY	383
90-SC-78	410	RIVERSIDE P.S. PLANNING	25,000
90-SC-79	411	RIVER DRIVE P.S. REHAB	119,432
90-SC-80	412	HARPETH TRACE P.S. STUDY	6,925
90-SC-81	413	SUNLINER STUDY	344
90-SC-82	414	THE LAKES STUDY / I&I	7,577
90-SC-83	415	HUNTERS BRANCH STUDY / I&I	8,129
90-SC-91	416	PARAGON MILLS - STUDY & DESIGN I	448,884
90-SC- 91 Z	416	PARAGON MILLS - I&I	54,913
90-SC-64	417	McCRORY CREEK F.M.	1,839,190
90-SC-64 A	418	SIMMS BRANCH F.M.	2,152,650
90-SC-120	419	WHITES CREEK F.M.	566,106
90-SC-6 C	420	BROWN'S CK FM - RIVER CROSSING - DESIGN	168,900
90-SC-6 C-1	420	BROWN'S CREEK FM - RIVER CROSS - CONST	2,293,500
90-SC-6 B-1	421	BROWN'S CREEK FM - EAST SEG. DESIGN	335,066
90-SC-6 B-2	422	BROWN'S CREEK FM - NORTH SEG. DESIGN	327,950
91-SC-34	423	VISCO DRIVE STUDY (COMBINE W/ 91-SC-35)	-
91-SC-35	424	OMOHUNDRO TUNNEL STUDY	5,752
91-SC-36	425	28th AVE P.S. - PLANNING & I/I	294,076
91-SC-36 A	425	28th AVE P.S. - DESIGN & CONSTRUCTION	7,433,573
91-SC-36 A-1	425	28th AVE P.S. - REIMB METRO PARKS	33,821
91-SC-36 C	425	28th AVE P.S. - SWITCH GEAR (PROJECT CANCELED)	-
91-SC-55	430	KATIE AVENUE - PLANNING (MECA) (SEE PROJ # 655)	80,000
91-SC-56	431	COOPER LANE	18,521
91-SC-73	432	WHITTEMORE BRANCH - PLANNING & I/I	146,331
91-SC-73 A	432	WHITTEMORE BRANCH - DESIGN	120,000
91-SC-73 A-1	432	WHITTEMORE BRANCH - REHAB I	2,219,000
91-SC-83 / 83 B	433	BASSWOOD - BYPASS DESIGN (HVUD)	139,895
91-SC-83 C	433	BASSWOOD BYPASS CONST (HVUD)	-
91-SC-83 A	434	CABOTT DRIVE F.M. SLIPLINE	287,547
91-SC-73 A-2	435	WHITTEMORE BRANCH - REHAB II	60,000
90-SC-6 B	440	BROWN'S CREEK FM CONSTRUCTION	10,616,416

METROPOLITAN DEPARTMENT OF WATER & SEWERAGE SERVICES

Nashville Overflow Abatement Program

Cost Analysis

as of
FY 2003

90-SC-91B-1	450	PARAGON MILLS - RELIEF SEWER	2,142,471
90-SC-91 B	450	PARAGON MILLS I&I	29,151
90-SC-91B-2	451	PARAGON MILLS SEWER LINING	632,329
90-SC-91C	452	PARAGON MILLS - DESIGN II	-
90-SC-91C-1	452	PARAGON MILLS - REHAB I	1,557,079
91-SC-35 A	453	MILL CREEK CROSSINGS	1,238,364
90-SC-91C-2	455	PARAGON MILLS REHAB II	727,025
90-SC-91 E	460	PARAGON MILLS LINING DEMO (CANCELLED)	-
90-SC-91 D	460	PARAGON MILLS III	1,399,556
90-SG-05	501	CENTRAL WWTP DESIGN REPORT	145,000
90-SC-05	501	CENTRAL WWTP - DESIGN	2,530,118
84-SO-25 C	501	CWWTP-PROP ACQ- DUE PUBLIC WORKS	-
84-SO-25 E	501	CWWTP-SCHWERMANN ACQUISITION	438,102
84-SO-25 F	501	CWWTP-LONESTAR PROP ACQUISITION	305,062
90-SC-146	502	CENTRAL PUMP STATION - DESIGN	1,768,250
90-SC-146 A	502	CENTRAL PUMP STATION - CONSTRUCTION	24,668,247
90-SG-146 C	502	CENTRAL PUMP STATION - COMMUNICATION PKG	18,745
90-SC-146 B	503	CENTRAL P. S. - SOUTH GRIT FACILITY	17,675,000
90-SC-6 D	504	BROWNS CREEK CSO MODELING	30,350
90-SC-168	505	STANLEY STREET ENVIROMENTAL STUDY	29,214
88-WC-130 A	506	VEHICLE MAINTENANCE CTR - RELOCATION DESIGN	157,471
88-WC-130 B	506	VEHICLE MAINTENANCE CTR - U HAUL ACQUISTION	1,003,878
91-SC-47	507	SLUDGE MGT UPDATE (POST BUCKLEY)	21,615
91-SC-47 A	507	CENTRAL WWTP - SLUDGE MGT - STUDY & DESIGN	1,569,542
91-SC-47 C	507	CWWTP - BIOSOLIDS MGT FACILITY IMPRV I	2,039,520
90-SC-5 X	508	CENTRAL WWTP - THERMAL ASH PILE	524,360
90-SC-5 X-1	509	CWWTP - EXCAVATION OF AREAS 2,3,13	876,566
90-SC-168 A	510	BROWNS CK CSO SWR SEPARATION	695,782
90-SG-168 A	510	BROWNS CK CSO SWR SEPARATION (DEPT. FORCES)	29,807
93-WG-57	510	DONELSON STREET WATER MAIN	-
90-SC-168 B	511	LEWIS ST CSO TUNNEL	16,161,877
90-SC-168 C	512	DRIFTWOOD ST CSO EQUALIZATION BASIN - SCE	8,558,000
90-SG-168 C	514	DRIFTWOOD ST CSO EQUALIZATION BASIN - BEERS	12,025,249
90-SC-5 A	552	CENTRAL WWTP	101,173,663
90-SC-5 A-1	552	CENTRAL WWTP - COMMUNICATION PACKAGE	194,633
90-SC-5 A-2	552	CENTRAL WWTP - PROPERTY - NES SUB-STATION	164,295
90-SC-5 A-3	552	CENTRAL WWTP - EMERGENCY REPAIR (FIRE DAMAGE)	263,447
90-SC-5 B	553	CENTRAL WWTP - OUTFALL	4,064,610
90-SC-5 G/G1	554	CENTRAL WWTP - PIPING	2,669,186
90-SC-6B-2A	555	BROWN'S CREEK F.M. TIE-IN	916,881
90-SC-5 Y	556	CENTRAL WWTP ASBESTOS ABATEMENT	97,513
90-SC-87 D	560	WEST LINDEN MANHOLE REHAB	86,988
90-SC-59 E	561	ANDERSON ROAD REHAB	213,169
90-SC-59 D	562	CLEARLAKE DRIVE SEWER REHAB	344,206

METROPOLITAN DEPARTMENT OF WATER & SEWERAGE SERVICES

Nashville Overflow Abatement Program

Cost Analysis

as of
FY 2003

90-SC-69 D	563	DAVIDSON BRANCH SEWER REHAB III	817,459
90-SC-60 D	564	CLEECE'S FERRY SEWER REHAB DEMO	146,500
95-SC-13/13 A	565	POST ROAD REHAB (INCL A/C LINING)	480,100
90-SC-85 D	566	KENNER AVE REHAB	299,000
90-SC-70 A	567	MADISON HEIGHTS SEWER REHAB	62,347
90-SC-70 B	568	RAINBOW TERRACE SEWER REHAB	57,779
90-SC-57 D	569	WILLIAMSON FY SEWER SYSTEM REHAB II	378,000
90-SC-76 A/B	570	BERWICK TRAIL SEWER REHAB	93,500
90-SC-184 B	571	VANDIVER SEWER REHAB	1,200,000
90-SC-184 C	572	VANDIVER SEWER REHAB II	213,385
90-SC-57 E	574	WILLIAMSON FY SEWER SYSTEM REHAB II	88,460
90-SC-4 E	601	CUMBERLAND RIVER MODELING & STUDY	816,013
99-SC-4	606	TRIBUTARY STREAM STUDY II	486,678
95-SC-4 C-1	607	WHITES CREEK MANHOLE SURVEY	55,926
95-SC-4, ETC	608	TRIBUTARY STREAM STUDY I	948,852
98-SC-4	608	WATERSHED ANALYSIS & STUDY	76,026
96-PM-2 A	609	WATER QUALITY - DIVERS (KERRIGAN, KRH, OMOH)	28,901
94-SC-5 A-2	609	KERRIGAN REPAIR	6,002
94-SC-5	610	SYSTEM REGULATOR IMPROVEMENTS	357,000
94-SC-5 A	610	KERRIGAN REGULATOR FLOW SAMPLING & TESTING	310,000
94-SC-5 C	610	KERRIGAN FLOATABLES CONTROL	540,411
94-SC-5 B	610	DEMONBREUN \ WASHINGTON D.C. REGULATORS	128,000
90-SC-151	611	SHELBY PARK PARTIAL SEP. (STUDY ONLY)	12,622
90-SC-148 A	612	LOWER EAST NASHVILLE SEWER REHAB	1,013,194
90-SC-148 B	612	LOWER EAST NASHVILLE LINING - A/C (CANCELLED)	-
90-SC-156	613	ELLINGTON PARKWAY STORM SEWER	57,844
90-SC-147	614	DEMONBREUN St STORM MANAGEMENT - DESIGN	368,756
90-SC-147 A	614	DEMONBREUN St - ARENA CAMPUS	3,668,000
90-SC-147 B	614	DEMONBREUN St CORRIDOR STORM MGT I	7,110,000
95-WC-146	614	DEMONBREUN WATER IMPROVEMENTS I	-
90-SC-115	615	CSO MODELING STUDY (H&H)	826,973
90-SC-150 G	617	SHELBY PARK P.S. & F.M. CONSTRUCTION	3,507,000
93-PM-2 A	622	PUMP STA. MODELING (Brown's Ck / Central CSO P.S.)	125,685
91-SC-55 A-1	654	COWAN ST TEMPORARY BY-PASS	52,000
91-SC-55 A	655	KATIE AVENUE REHAB (CONSTRUCTION)	1,335,415
NA	660	ALICE STREET P.S. - O.F. # 144 (CANCELLED)	-
NA	670	PAWNEE TRAIL P.S. - O.F. # 146 (CANCELLED)	-
NA	675	SOUTH FORK P.S. - O.F. # 147 (CANCELLED)	-
90-SC-150	700	SHELBY PARK BASIN STUDY	255,253
90-SC-159	747	WOODLAND STREET STORM SEPARATION - DESIGN	83,619
90-SC-159 A	747	WOODLAND STREET STORM SEPARATION I	-
90-SC-159 B	747	WOODLAND STREET STORM SEPARATION II	-
94-SC-5 B-1	800	WASHINGTON REGULATOR STUDY	180,000
94-SC-5C	801	KERRIGAN FLOATABLES CONTROL	540,411

METROPOLITAN DEPARTMENT OF WATER & SEWERAGE SERVICES

Nashville Overflow Abatement Program

Cost Analysis

as of
FY 2003

94-SC-5 A-1	802	KERRIGAN CSO BASIN STUDY	68,000
		TOTAL - CLOSED OR COMPLETED PROJECTS	<u>390,418,352</u>

OTHER PROGRAM PROJECTS

90-SC-4 B	10001	CTA - FLOW MONITORING (1990)	165,707
93-SG-3 A	10002	CTA - FLOW MONITORING (1995)	146,558
90-SG-04	10003	OAP PROGRAM MANAGEMENT (THRU 1/91)	1,491,403
90-SC-4 /	10004	OAP PROGRAM MANAGEMENT (2/91 - 9/94)	8,646,581
95-PM-2	10005	OAP PROGRAM MANAGEMENT (10/94 - 9/97)	6,656,987
98-PM-2	10006	OAP PROGRAM MANAGEMENT (10/97 - 2/01)	8,314,683
Various	10007	OAP PROGRAM MANAGEMENT (3/01 - 2/06)	6,033,112
Various	10008	OAP - HAZARDOUS WASTE PLAN	23,977
DEBT SERVICE	10009	METRO - DEBT SERVICE - SRF LOANS	-
95-PM-01 / 1A	10010	METRO - DEPT PROGRAM MGT (7/94 - 6/97)	697,267
97-PM-01 /	10011	METRO - DEPT PROGRAM MGT (7/97 - 6/01)	2,929,904
93-PM-01	10012	METRO - DEPT PROGRAM MGT (4/91 - 6/94)	684,133
	10013	METRO - E & R (NORMAL / GENERAL)	-
Various	10014	METRO - FLOW MONITORING - (4/90 - 6/96)	6,633,427
96-SG-3	10015	METRO - FLOW MONITORING - (7/01 -)	2,700,000
Various	10016	METRO - FLOW MONITORING - (7/96 - 6/01)	2,676,843
	10017	METRO - IN-HOUSE LINING	-
01-SG-2	10018	METRO - RIVER GUAGES (10/00 -)	395,550
98-SG-2	10019	METRO - RIVER GUAGES (4/95 - 9/00)	290,825
94-SG-6 / 6A	10020	METRO - RIVER SAMPLING EQUIP. (THRU 94)	203,461
	10021	METRO - SERIES 1992 BOND ISSUANCE EXPENSE	2,492,512
	10022	METRO - SERIES 1998 B BOND ISSUANCE EXPENSE	572,622
	10023	GENERAL - OAP PROGRAM FUND CONTINGENCY	14,000,000
		TOTAL - OTHER PROGRAM PROJECTS	<u>65,755,553</u>

SUBTOTOTAL COST - OVERFLOW ABATEMENT PROGRAM (CTE) 724,258,742

METRO WATER SERVICES IN-HOUSE OAP COST

CAJ #	FY 01		
01-015		Bypass Pumping of Siphon Lines at Visco Dr. (OAP)	73,948
01-055		Bypass Pumping at Brown's Creek SPS & remove debris (OAP)	100,632
		SUBTOTAL - METRO IN-HOUSE OAP COST - FY 2001	<u>174,580</u>

FY 02 METRO OAP IN-HOUSE COST

99-109		Decrease to Lining CIPP Sweden Drive, Transferred to OAP	10,855
99-129		Decrease to Lining TSU Campus, Transferred to OAP	12,855
99P-52		Increase to Central Miscellaneous Project	70,000

METROPOLITAN DEPARTMENT OF WATER & SEWERAGE SERVICES

Nashville Overflow Abatement Program

Cost Analysis		as of <u>FY 2003</u>
00-5	Decrease to Tevevising 96" Sewer, Schrader La, Trans. to OAP	13,703
00-63	Increase to CIPP Lining 17th @ Patterson, Trans. From OAP	15,109
01-135	Decrease to BIOFILTER Demo, Smith Springs Forcemain, OAP	<u>6,700</u>
SUBTOTAL - METRO IN-HOUSE OAP COST - FY 2002		<u>129,221</u>
 FY 03 METRO OAP IN-HOUSE COST		
03-26	Repair Number 4 Secondary Clarifier at DCWWTP	65,000
03-133	OAP: Stainless steel screw conveyer for the filter building at DCWWTP	107,900
03-175	Data Integration System	125,000
03-189	Data Integration: Telemetry for Driftwood, Visco, Barker Rd, Etc.	125,000
03-217	Chickering Road Rehabilitation - funded from Sulfide System Rehab	300,000
03-197	Edenwold Rd. Rehab - Dry Creek MH 12 (Sulfide System Rehab)	200,000
03-101	Odor/Corrosion Investigation-Dept	50,000
03-102	Metro Program Management	incl above
03-104	Metro Flow Monitoring	<u>450,000</u>
SUBTOTAL - METRO IN-HOUSE OAP COST - FY 2003		<u>1,422,900</u>
 FY 04 METRO OAP IN-HOUSE COST (ytd)		
04-101	ODOR & CORROSION CONTROL/TECHNICAL ASSIST FOR FY'04	103,240
04-081	Sulfide System Equipment/Rehab	25,000
04-071	Benedict and Crutcher CSO Piping	<u>200,000</u>
SUBTOTAL - METRO IN-HOUSE OAP COST - FY 2004 (ytd)		<u>328,240</u>
 TOTAL METRO IN-HOUSE OAP COST - FY 2001-FY 2004		<u>2,054,941</u>
 GRAND TOTAL - OVERFLOW ABATEMENT PROGRAM		<u><u>726,313,683</u></u>

METRO CAPITAL COST AND DEBT SERVICE (FY 1991 - 2004)		
DEBT SERVICE	10009 METRO - DEBT SERVICE -	202,159,000
	10013 METRO - E & R (NORMAL / GENERAL)	399,830,000

III. PROGRAM MILESTONES

Overflow Abatement Milestone Listing

from

TDEC Order No. 88-3364

Supplemental TDEC Order No. 99-0390

Due Date	Date Completed	Variance (Days Ahead)	Milestone	Order Paragraph
			1. Restrict Extensions/Connections	5
			2. Limit Contributing Systems to Contract Flow	11
04/29/90	04/27/90	+2	3. Pay \$6,937.00 penalty	1
04/29/90	04/27/90	+2	4. Pay \$100,000	29
04/29/90	04/17/90	+2	5. List of Legally Binding Extensions	7
04/29/90	04/27/90	+2	6. Browns Creek PS Bypass to Stanley Street Regulator Flow Monitoring Plan	12
05/01/90	04/01/90 04/24/90	+30 +6	7. Submit CSO Plan Amendment w/Browns Creek; Suggested Project Schedule	10
05/14/90	05/14/90	-0-	8. Install Bypass Signs (1/1988 Bypasses On)	2
05/29/90	05/29/90	-0-	9. Bypass Monitoring Proposal	4
06/28/90	06/26/90	-0-	10. Bypass Map	24
07/15/90	07/11/90	+4	11. Semi-Annual Report	8
07/29/90	07/24/90	+5	12. Non-alarmed Pump Stations Report	9
09/01/90	07/31/90	+31	13. Wastewater Capacity Management Plan	6
09/01/90	08/31/90	+1	14. Central WWTP Expansion Report	10b
09/01/90*	07/27/90	+35	15. Dry Creek WWTP Expansion Report	19a
09/28/90	09/28/90	-0-	16. Install 50% Bypass Monitoring/Report on Remainder	13
10/01/90*	09/28/90	+2	17. McCrory Creek Plans & Specifications	14
01/01/91	12/21/90	+10	18. Category I Tributary Sewer Plans & Specifications	15a
01/15/91	01/11/91	+4	19. Semi-Annual Report	8
04/01/91	03/01/91	+28	20. Browns Creek Bypass Monitoring Construction Complete	12
07/01/91*	06/30/91	+1	21. Richland Creek (West Park) Construction Complete	17
07/01/91*	06/30/91	+1	22. Dry Creek WWTP Plans & Specifications	19b
07/15/91	07/12/91	+3	23. Semi-Annual Report	8
09/28/91	09/27/91	+1	24. Install 100% Bypass Monitoring	13
10/01/91	09/30/91	+1	25. Category II Tributary Sewer Plans & Specifications	15b
11/01/91	10/31/91	+1	26. Central WWTP Plans & Specifications	16
01/01/92	12/31/91	+1	27. Category III Tributary Sewer Plans & Specifications	15c
01/15/92	01/10/92	+5	28. Semi-Annual Report	8
07/15/92	07/13/92	+2	29. Semi-Annual Report	8
10/01/1992#	06/19/1992	+104	30. McCrory PS Construction Complete	14
01/15/1993	01/13/1993	+2	31. Semi-Annual Report	8
03/01/1993#	01/12/1993	+47	32. Category I and II Tributary Sewer Construction Complete	18a

Overflow Abatement Milestone Listing

from

TDEC Order No. 88-3364

Supplemental TDEC Order No. 99-0390

(continued)

Due Date	Date Completed	Variance (Days Ahead)		Milestone	Order Paragraph
07/15/1993	07/13/1993	+2	33.	Semi-Annual Report	8
12/01/1993*#	12/01/1993	0	34.	Category III Tributary Sewer Construction Complete	18b
01/15/1994	01/13/1994	+2	35.	Semi-Annual Report	8
07/15/1994	07/13/1994	+2	36.	Semi-Annual Report	8
12/01/1994*#			37.	Dry Creek WWTP Construction Operational	19c
01/15/1995	01/13/1995	+2	38.	Semi-Annual Report	8
07/15/1995	07/14/1995	+1	39.	Semi-Annual Report	8
01/15/1996	01/15/1996	-0-	40.	Semi-Annual Report	8
07/01/1996*	Unknown	NA	41.	Separate Sewer Bypasses	21
07/15/1996	07/15/1996	-0-	42.	Semi-Annual Report	8
10/01/1996*#	11/01/1996	(-31)	43.	Central WWTP Construction Operational	20
10/01/1996*#	11/01/1996	(-31)	44.	Browns Creek PS Construction Operational	21
01/15/1997	01/13/1997	+2	45.	Semi-Annual Report	8
07/15/1997	07/10/1997	+5	46.	Semi-Annual Report	8
01/15/1998	01/15/1997	-0-	47.	Semi-Annual Report	8
07/15/1998	07/15/1998	0	48.	Semi-Annual Report	8
01/15/1999	01/13/1999	2	49.	Semi-Annual Report	8
07/15/1999	07/15/1999	0	50.	Semi-Annual Report	8
01/15/2000	01/14/2000	1	51.	Semi-Annual Report	8
07/15/2000	07/15/2000	0	52.	Semi-Annual Report	8
01/15/2001	01/22/2001	7	53.	Semi-Annual Report	8
07/15/2001	07/13/2001	2	54.	Semi-Annual Report	8
01/15/2002	01/15/2002	0	55.	Semi-Annual Report	8
07/15/2002	07/15/2002	0	56.	Semi-Annual Report	8
01/15/2003	01/15/2003	0	57.	Semi-Annual Report	8
07/15/2003	07/15/2003	0	58.	Semi-Annual Report	8
01/15/2004	01/15/2004	0	59.	Semi-Annual Report	8
07/15/2004	07/15/2004	0	60.	Semi-Annual Report	8
01/15/2005	01/15/2005	0	61.	Semi-Annual Report	8
07/15/2005	07/15/2005	0	62.	Semi-Annual Report	8
01/15/2006	01/15/2006	0	63.	Semi-Annual Report	8
07/15/2006	07/15/2006	0	64.	Semi-Annual Report	8
01/15/2007	01/15/2007	0	65.	Semi-Annual Report	8
07/15/2007	07/15/2007	0	66.	Semi-Annual Report	8
12/31/2007	DOJ CD		67.	All Unpermitted CSOs Eliminated	22
12/31/2007	DOJ CD		68.	All SSOs Eliminated	22
01/15/2008	01/15/2008	0	69.	Semi-Annual Report	8

* Required Ten Day Notification To Completion

Order Date extension contained in White Paper for those projects identified. (see following project list)

IV. PROGRAM PLANNING AND DESIGN

Planning/Design Summary

Design activities in December 2008 for OAP continued on a limited number of projects for environmental improvements. The kick-off meeting for the design of the Whites Creek Wastewater Treatment Plant Optimization and Disinfection project was held in December. The design consists of relieving hydraulic bottlenecks in the plant and installing a hybrid UV and NaOCL disinfection system. The design is anticipated to take approximately six months.

Work continued on preparation of a Request for Proposal for design services for improvements to the Whites Creek Pump Station. This project consists of survey, design, bidding services, and limited construction phase services for the improvements to the pump station. The purpose of this project is to increase the capacity of existing Whites Creek Pumping Station to a firm capacity of 48.5 MGD to satisfy a 2-year design storm flow condition by constructing a new 16 MGD (approximate) wet-pit/dry-pit pumping station, converting the existing pumping station structure into a wet weather pumping station with a capacity of 33 MGD (approximate) and constructing a new force main consisting of 36-inch and 30-inch pipe between the WCPS and WCWWTP, abandoning and/or replacing the existing 24-inch force main.

Work on the Corrective Action Plan/Engineering Report (CAP/ER) continues with focus on calibration of the collection system hydraulic models. The Nine Minimum Controls portion of the Long-Term Control (LTC) plan is nearing completion. MWS staff continues to focus on the new DOJ Consent Decree about to be formally entered from the judicial system for implementation of activities and requirements toward compliance for environmental improvement

PAR

Planning Phase

*Metropolitan Government of Nashville and Davidson County
 Department of Water and Sewerage Services
 Nashville Overflow Abatement Program*

Projects in Planning

Project	Description	Consultant	Scheduled 90% Completion	State Order Date	Project Status
Whites Creek Pumping Station 93SC034T (387)	Pump Station Rehab	Brown and Caldwell	07/21/10		Planning-Complete
Whites Creek WWTP Disinfection 06SC0188 (542)	Optimize disinfectio	Consoer Townsend Envirodyne Engrs.	02/10/09		Planning Complete
Long Term Control Plan 08SC0004 (E+0)	Development of the C	Consoer Townsend Envirodyne Engineers	02/15/10		Planning
CAP/ER 08SC0006 (E+0)	SSO Corrective Actio	Camp Dresser & McKee	10/26/19		Planning
PARTHENON AREA/MURPHY ROAD SEWER/CSO UPGRADE 08SC0020 (E+0)	Reduce surface flood	Barge, Waggoner, Sumner & Cannon	10/30/10		Planning

Planning Phase Single Source Document

(Schedule & Cost Data for the Planning Phase of all projects in the Program)



**Metropolitan Government of Nashville and Davidson County
 Department of Water and Sewerage Services
 Nashville Overflow Abatement Program**

Sorted by Planning Start

Engineering Services Single Source Document - Planning Phase

Cost Data in 1000's

PM	Project Name	MWS Number	Subconsultant	LRE Budget	MWS Approved Budget	Amended Amount	Revised Approved Budget	Amount Invoiced	% Invoiced	Planning Start Date	Planning End Date	% Time Elapsed
	315	Smith Springs EQ	90SC093K	N/A	50					No Plan	N/A	
	586	Cleece's Ferry P.S. Imprvments	02SG0167							No Plan	N/A	
PAS	485	Bonnafair Sewer Rehabilitation	99SG0027							No Plan	N/A	
RNC	758	System Wide Corrosion/Odor Improv	TBD							No Plan	N/A	
RNC	757	System Wide Corrosion/Odor Improv	TBD							No Plan	N/A	
RNC	756	System Wide Corrosion/Odor Improv	TBD							No Plan	N/A	
PAS	215	West Park PS Screens	02SG009C	N/A						No Plan	N/A	
PAS	821	Davidson Branch P.S. Imprvments	02SG0166							No Plan	N/A	
	730	Loves Branch Sewer Rehabilitation P	90SC066A							No Plan	N/A	
PAS	481	Wallace Road Sewer Rehabilitation -	95SC12A3							No Plan	N/A	
MAB	327	West End System Rehabilitation Des	93SC0026							No Plan	N/A	
PAS	312	Smith Springs Rehabilitation - Phase	90SC93D1	Professional Services, Inc.	0	0	0			No Plan	N/A	
mab	654	Cowan St Temporary By-Pass	91SC55A1	Nashville Oap Staff						No Plan	N/A	
PAS	477	Richards Road/Apache Trail Rehabil	95SC012H	N/A	50					No Plan	N/A	
PAS	480	Wallace Road Sewer System Rehabil	95SC12A2							No Plan	N/A	
PAS	322	Gibson Creek Sewer Rehabilitation	93SC0088	Nashville Oap Staff	0	0	0			No Plan	N/A	
PAS	595	Brookwood Terrace	93SC025D							No Plan	N/A	
PAS	590	Davidson Branch - Ph 4	90SC069E							No Plan	N/A	
PAS	497	Hermitage Hills Paving	99SG09A3							No Plan	N/A	
PAS	824	Miscellaneous SSO Rehab	TBD							No Plan	N/A	
PAS	313	Smith Springs Rehabilitation - Phase	90SC93D4							No Plan	N/A	
PAS	314	Smith Springs Rehabilitation - Phase	90SC93D5							No Plan	N/A	
	837	Boscobel CSO - Village Court Sewer	94SC05F1	Nashville Oap Staff						No Plan	6/15/2005 A	



**Metropolitan Government of Nashville and Davidson County
 Department of Water and Sewerage Services
 Nashville Overflow Abatement Program**

Sorted by Planning Start

Engineering Services Single Source Document - Planning Phase

Cost Data in 1000's

PM	Project Name	MWS Number	Subconsultant	LRE Budget	MWS Approved Budget	Amended Amount	Revised Approved Budget	Amount Invoiced	% Invoiced	Planning Start Date	Planning End Date	% Time Elapsed
PAS	853	Benedict & Crutcher 27" Pile Intrusi	94SG05G2							No Plan	N/A	
	890	Wallace Lane Sewer Rehab	04SG0093							No Plan	N/A	
VDT	823	Miscellaneous CSO Rehab	TBD							No Plan	N/A	
PAS	118	Post Road Sewer	89SG0050	Metro. Dept. Of Water Services	0	0	0			4/11/1989 A	4/21/1989 A	Cmplt
PAS	110	Cedar Cliff Sewer	86SG0087	Metro. Dept. Of Water Services	0	0	0			6/18/1989 A	9/16/1989 A	Cmplt
PAS	103	Canter Chase	88SG0111	Metro. Dept. Of Water Services	0	0	0			6/20/1989 A	9/18/1989 A	Cmplt
PAS	102	Whites Creek Pumping Station	86SC16A5	Consoer Townsend Envirodyne	0	0	0			9/22/1989 A	1/20/1990 A	Cmplt
ACN	516	Air Quality Permitting	91SC47A1	N/A						No Plan	N/A	
PAS	112	Park Circle/Lakewood Sewer	90SG0028	Metro. Dept. Of Water Services	0	0	0			1/19/1990 A	4/19/1990 A	Cmplt
PAS	117	Brookwood Terrace Rehabilitation	89SG0106	Metro. Dept. Of Water Services	0	0	0			2/16/1990 A	2/25/1990 A	Cmplt
DWB	104	23rd Avenue Pumping Station	90SG0038	Metro. Dept. Of Water Services	0	0	0			3/1/1990 A	4/5/1990 A	Cmplt
PAS	417	McCrory Creek Force Main	90SC0064	Professional Services, Inc.	8	8	0	8	100%	3/21/1990 A	6/8/1990 A	Cmplt
PAS	418	Sims Branch Force Main	90SC064A							3/21/1990 A	6/8/1990 A	Cmplt
PAS	406	McCrory Creek Pumping Station	90SC0063	Gresham, Smith & Partners	19	19	19	19	100%	4/4/1990 A	6/9/1990 A	Cmplt
KAR	554	CWWTP - Piping	90SC005G	Consoer Townsend Envirodyne						5/7/1990 A	8/31/1990 A	Cmplt
KAR	553	CWWTP - Outfall	90SC005B	Consoer Townsend Envirodyne						5/7/1990 A	8/31/1990 A	Cmplt
KAR	552	CWWTP - Main Plant Improvements	90SC005A	Consoer Townsend Envirodyne						5/7/1990 A	8/31/1990 A	Cmplt
KAR	508	CWWTP Thermal Ash Removal	90SC005X							5/7/1990 A	8/31/1990 A	Cmplt
KAR	509	CWWTP Excavation of Areas 2,3,13	90SC05X1							5/7/1990 A	8/31/1990 A	Cmplt
KAR	501	Central WWTP Design	90SC0005	Consoer Townsend Envirodyne	145	145	145	145	100%	5/7/1990 A	8/31/1990 A	Cmplt
KAR	502	Central CSO Pumping Station	90SC146A							5/7/1990 A	8/31/1990 A	Cmplt
KAR	503	South Grit Facility	90SC146B							5/7/1990 A	8/31/1990 A	Cmplt
ACN	556	CWWTP Asbestos Abatement	90SC005Y							5/7/1990 A	8/31/1990 A	Cmplt



**Metropolitan Government of Nashville and Davidson County
Department of Water and Sewerage Services
Nashville Overflow Abatement Program**

Sorted by Planning Start

Engineering Services Single Source Document - Planning Phase

Cost Data in 1000's

PM	Project Name	MWS Number	Subconsultant	LRE Budget	MWS Approved Budget	Amended Amount	Revised Approved Budget	Amount Invoiced	% Invoiced	Planning Start Date	Planning End Date	% Time Elapsed
KAR	555	CWWTP -Brown's Creek Force Main	90SC6B2A	Ragan-Smith & Associates, Inc.						5/7/1990 A	8/31/1990 A	Cmplt
DWB	108	Metro Center Pumping Station	90SC0054	Consoer Townsend Envirodyne	4	4	4	4	100%	5/14/1990 A	9/15/1990 A	Cmplt
PAS	564	Cleece's Ferry Rehabilitation	90SC060D							5/16/1990 A	8/13/1990 A	Cmplt
PAS	145	Cleece's Ferry Lining	90SC60BC							5/16/1990 A	8/13/1990 A	Cmplt
DWB	113	Williamson Ferry Pumping Station	90SC057A	Gresham, Smith & Partners	10	10	0	10	100%	5/16/1990 A	8/13/1990 A	Cmplt
PAS	116	Bordeaux Hills Pumping Station & F	90SC0058	Consoer Townsend Envirodyne	8	8	8	8	100%	5/21/1990 A	8/12/1990 A	Cmplt
PAS	143	Clearlake/Harbourtown - Contract A	90SC59BC							5/23/1990 A	8/12/1990 A	Cmplt
GEK	107	Clearlake/Harbourtown Planning / D	90SC059A	Gresham, Smith & Partners	18	18	18	18	100%	5/23/1990 A	8/12/1990 A	Cmplt
PAS	101	Bordeaux Hospital Pumping Station	90SG0062	Metro. Dept. Of Water Services	0	0	0			6/7/1990 A	8/3/1990 A	Cmplt
PAS	105	Rainbow Terrace	90SG0098	Metro. Dept. Of Water Services	0	0	0			6/11/1990 A	6/26/1990 A	Cmplt
PAS	106	Neely's Bend Pumping Station / Forc	90SC0071	Professional Services, Inc.	13	13	13	13	100%	6/22/1990 A	9/3/1990 A	Cmplt
PAS	111	Cloverbottom Pumping Station	90SC0056	Gresham, Smith & Partners	9	9	0	8	100%	6/22/1990 A	7/20/1990 A	Cmplt
PAS	115	Madison Heights Pumping Station	90SC0070	Professional Services, Inc.	5	5	5	5	100%	6/22/1990 A	8/14/1990 A	Cmplt
GEK	109	Bell Forge Pumping Station	90SC0055	Gresham, Smith & Partners	4	4	0	4	100%	6/25/1990 A	8/13/1990 A	Cmplt
PAS	419	Whites Creek Force Main	90SC0120	Consoer Townsend Envirodyne	13	13	0	13	100%	8/14/1990 A	11/4/1990 A	Cmplt
PAS	204	River Retreat Pumping Station	89SC0136	Consoer Townsend Envirodyne	8	8	0	8	100%	8/14/1990 A	11/4/1990 A	Cmplt
PAS	408	Berwick Trail	90SC076C	Professional Services, Inc.	0	0	0			9/1/1990 A	11/15/1990 A	Cmplt
PAS	114	Cleece's Ferry Pumping Station	90SC060A	Gresham, Smith & Partners	11	11	11	11	100%	9/4/1990 A	9/4/1990 A	N/A
JSC	120	Wastewater SCADA System	90SC004A	Westin Engineering, Inc.	79	79	79	79	100%	9/11/1990 A	1/9/1991 A	Cmplt
PAS	401	Dry Creek Plant & Equalization Basi	89SC0092	Sverdrup Civil Corporation	270	121	121			9/22/1990 A	12/21/1990 A	Cmplt
PAS	146	Nolensville Road Lining	90SC069B							9/28/1990 A	1/9/1991 A	Cmplt
GEK	208	Hopedale	90SC0074	Barge, Waggoner, Sumner & Ca	16	16	0	16	100%	9/28/1990 A	1/9/1991 A	Cmplt
PAS	207	Davidson Branch Pumping Station	90SC069C	Gresham, Smith & Partners	17	17	17	17	100%	9/28/1990 A	1/9/1991 A	Cmplt



**Metropolitan Government of Nashville and Davidson County
Department of Water and Sewerage Services
Nashville Overflow Abatement Program**

Sorted by Planning Start

Engineering Services Single Source Document - Planning Phase

Cost Data in 1000's

PM	Project Name	MWS Number	Subconsultant	LRE Budget	MWS Approved Budget	Amended Amount	Revised Approved Budget	Amount Invoiced	% Invoiced	Planning Start Date	Planning End Date	% Time Elapsed	
PAS	205	Oak Valley Drive Rehabilitation	90SC0086	John Coleman Hayes & Associat	8	8	0	8	8	100%	10/5/1990 A	12/15/1990 A	Cmplt
PAS	209	West Linden Sewer Rehabilitation	90SC0087	John Coleman Hayes & Associat	12	12		12	12	100%	10/10/1990 A	1/19/1991 A	Cmplt
PAS	321	Gibson Creek Pumping Station	90SC136C								10/11/1990 A	5/31/1991 A	Cmplt
PAS	303	Gibson Creek - Trunk Sewer & Force	90SC136A	Professional Services, Inc.	78	78	0	78	78	100%	10/11/1990 A	5/31/1991 A	Cmplt
PAS	421	Brown's Creek Force Main East Seg	90SC06B1								10/25/1990 A	10/25/1990 A	N/A
PAS	422	Brown's Creek Force Main North Se	90SC06B2								10/25/1990 A	10/25/1990 A	N/A
GEK	305	McCabe Richland Interceptor Sewer	90SC0112	Gresham, Smith & Partners	44	44		44	44	100%	11/5/1990 A	4/10/1991 A	Cmplt
PAS	420	Brown's Creek Force Main River Cro	90SC006C								11/9/1990 A	11/9/1990 A	N/A
GEK	206	Nolensville Road Pipe	90SC110B	The Chester Engineers, Inc.	17	17		17	17	100%	11/20/1990 A	5/8/1991 A	Cmplt
PAS	301	Smith Springs Pumping Station & E	90SC093C					58			12/10/1990 A	5/15/1991 A	Cmplt
GEK	404	Brown's Creek Pumping Station	90SC06A1	Ragan-Smith & Associates, Inc.	12	12	0	12	12	100%	1/14/1991 A	1/14/1991 A	N/A
PAS	202	May Drive Trunk Sewer	90SC0092	A & A Engineers, Inc.	10	10	0	10			2/5/1991 A	5/10/1991 A	Cmplt
PAS	304	Pitts Avenue/Lakewood Pumping Sta	90SC073A					19			2/11/1991 A	6/21/1991 A	Cmplt
DWB	203	Osage Street Replacement Sewer	90SC0113	Williams, Russell & Johnson, Inc	24	24		24	24	100%	3/8/1991 A	7/1/1991 A	Cmplt
GEK	149	Maplehurst Rehabilitation	90SC088B								3/14/1991 A	6/5/1991 A	Cmplt
PAS	306	Maplehurst Pipe	90SC088A	Elrod-Dunson, Inc.	21	21	-1	20	20	100%	3/14/1991 A	6/5/1991 A	Cmplt
PAS	201	Buena Vista Pumping Station	90SC0072	A & A Engineers, Inc.	7	7	0	7	7	100%	3/18/1991 A	7/16/1991 A	Cmplt
PAS	210	Kenner Ave. Lining	90SC0085	A & A Engineers, Inc.	13	13		13			4/3/1991 A	7/20/1991 A	Cmplt
PAS	211	Vandiver Pumping Station & Force	90SC0184	Williams, Russell & Johnson, Inc	0	0		0			4/15/1991 A	4/15/1991 A	N/A
KAR	506	Equipment/Vehicle Maintaince Facil	88WC130A	Bernard L. Weinstein & Associat	15	15		15	15	100%	6/28/1991 A	7/22/1991 A	Cmplt
PAS	405	West Park Pump Station/Force Main/	86SC16A2	Consoer Townsend Envirodyne	0	0		0			7/1/1991 A	7/1/1991 A	N/A
PAS	310	Smith Springs Force Main & Receivi	90SC093A								7/10/1991 A	7/10/1991 A	N/A
GEK	416	Paragon Mills	90SC0091	Barge, Waggoner, Sumner & Ca	31	31	0	31	31	100%	8/8/1991 A	12/11/1991 A	Cmplt



**Metropolitan Government of Nashville and Davidson County
Department of Water and Sewerage Services
Nashville Overflow Abatement Program**

Sorted by Planning Start

Engineering Services Single Source Document - Planning Phase

Cost Data in 1000's

PM	Project Name	MWS Number	Subconsultant	LRE Budget	MWS Approved Budget	Amended Amount	Revised Approved Budget	Amount Invoiced	% Invoiced	Planning Start Date	Planning End Date	% Time Elapsed	
PAS	432	Whittemore Branch Rehabilitation -	91SC73A1	Barge, Waggoner, Sumner & Ca	44	44	5	49	49	100%	8/14/1991 A	12/6/1994 A	Cmplt
PAS	435	Whittemore Branch Rehabilitation -	91SC73A2								8/14/1991 A	12/6/1994 A	Cmplt
DWB	655	Katie Avenue Rehabilitation	91SC055A								9/26/1991 A	6/17/1992 A	Cmplt
DWB	430	Katie Avenue Planning	91SC0055	Meca, Inc.	41	41	41	41	100%	9/26/1991 A	6/17/1992 A	Cmplt	
DWB	513	Lewis and Trimble Street CSO Separ	90SC168D								10/9/1991 A	3/4/1992 A	Cmplt
PAS	440	Brown's Creek Force Main	90SC006B								10/9/1991 A	3/4/1992 A	Cmplt
DWB	504	Brown's Creek Modeling	90SC006D	Ogden Environ. & Energy Svcs	55	55	55	55	100%	10/9/1991 A	3/4/1992 A	Cmplt	
DWB	615	CSO Modeling Study	90SC0115	Ogden Environ. & Energy Svcs	202	202	35	236	236	100%	11/1/1991 A	11/1/1991 A	N/A
RCC	601	Cumberland River Modeling & Stud	90SC004E	Consoer Townsend Envirodyne	356	356	417	774	774	100%	No Plan	N/A	
GEK	612	Lower East Nashville Phase 1	90SC148A	Meca, Inc.	33	33	33	33	100%	1/15/1992 A	6/27/1992 A	Cmplt	
	657	Lower East Nashville - Phase 3	91SC055C								1/15/1992 A	6/27/1992 A	Cmplt
	656	Lower East Nashville - Phase 2	91SC055B								1/15/1992 A	6/27/1992 A	Cmplt
PAS	144	Williamson Ferry Lining	90SC57BC								3/3/1992 A	3/3/1992 A	N/A
DWB	514	Driftwood CSO Basin - Beers	90SG168C	Consoer Townsend Envirodyne							6/1/1992 A	12/4/1992 A	Cmplt
DWB	512	Driftwood CSO Basin - SCE	90SC168C	Consoer Townsend Envirodyne	120	120	0	119	119	100%	6/1/1992 A	12/4/1992 A	Cmplt
DWB	511	Lewis Street CSO Tunnel	90SC168B	Consoer Townsend Envirodyne	158	158	0	158	158	100%	6/9/1992 A	12/23/1992 A	Cmplt
DWB	510	Brown's Creek CSO Separation	90SC168A								7/13/1992 A	7/13/1992 A	N/A
GEK	147	Davidson Branch Lining	90SC110C								7/19/1992 A	7/19/1992 A	N/A
PAS	150	Smith Springs Rehabilitation - Phase	90SC93D2								8/1/1992 A	8/1/1992 A	N/A
PAS	151	Smith Springs Rehabilitation - Phase	90SC93D3								8/1/1992 A	8/1/1992 A	N/A
GEK	610	Kerrigan CSO Study	94SC005A	Environmental Science Corp.	98	98	0	98	98	100%	11/24/1992 A	12/24/1992 A	Cmplt
GEK	452	Paragon Mills Rehabilitation - Phase	90SC91C1								12/7/1992 A	12/7/1992 A	N/A
PAS	374	Buena Vista Sewer Rehabilitation	93SC034B								No Plan	N/A	



**Metropolitan Government of Nashville and Davidson County
Department of Water and Sewerage Services
Nashville Overflow Abatement Program**

Engineering Services Single Source Document - Planning Phase

Sorted by Planning Start

Cost Data in 1000's

<i>PM</i>	<i>Project Name</i>	<i>MWS Number</i>	<i>Subconsultant</i>	<i>LRE Budget</i>	<i>MWS Approved Budget</i>	<i>Amended Amount</i>	<i>Revised Approved Budget</i>	<i>Amount Invoiced</i>	<i>% Invoiced</i>	<i>Planning Start Date</i>	<i>Planning End Date</i>	<i>% Time Elapsed</i>
PAS	415	Hunters Branch Pumping Station	90SC0083							1/5/1993	A 4/20/1993	A Cmplt
PAS	412	Harpeth Trace Pumping Station	90SC0080	Professional Services, Inc.	11	11	11	10	99%	1/5/1993	A 4/20/1993	A Cmplt
PAS	414	The Lakes Pumping Station	90SC0082							1/5/1993	A 4/20/1993	A Cmplt
PAS	453	Mill Creek Sewer Crossing	91SC035A							1/7/1993	A 1/7/1993	A N/A
VDT	622	Pump Station Modeling	93PM002A	Hydro Research Science	95	95	31	126	100%	3/22/1993	A 3/1/1994	A Cmplt
GEK	451	Paragon Mills Sewer Lining	90SC91B2	Barge, Waggoner, Sumner & Ca						3/28/1993	A 3/28/1993	A N/A
GEK	450	Paragon Mills Relief Sewer	90SC91B1	Barge, Waggoner, Sumner & Ca						3/31/1993	A 3/31/1993	A N/A
GEK	455	Paragon Mills Rehabilitation - Phase	90SC91C2	Barge, Waggoner, Sumner & Ca						7/30/1993	A 7/30/1993	A N/A
PAS	379	Parkwood Rehabilitation	93SC034A							8/2/1993	A 3/30/1994	A Cmplt
PAS	388	Upper Whites Creek Basin Study	93SC0034							8/2/1993	A 3/30/1994	A Cmplt
PAS	332	Sugartree Sewer Rehabilitation - Phase	93SC029C							8/22/1993	A 8/22/1993	A N/A
GEK	331	Sugartree Sewer Rehabilitation - Phase	93SC029B							8/22/1993	A 8/22/1993	A N/A
GEK	330	Sugartree Sewer Rehabilitation - Phase	93SC029A							8/22/1993	A 8/22/1993	A N/A
GEK	325	McCabe Richland Water Main	88WC128A	Metro. Dept. Of Water Services						12/1/1993	A 12/1/1993	A N/A
DWB	431	Cooper Lane Sewer Rehabilitation	91SC0056	Elrod-Dunson, Inc.	16	16	16	16	100%	12/1/1993	A 12/1/1993	A N/A
PAS	409	Holiday Travel Park	90SC0077	Professional Services, Inc.	12	0	0			12/1/1993	A 12/1/1993	A N/A
	407	Hurricane Creek	90SC0075	Nashville Oap Staff	18	0	0			12/1/1993	A 12/1/1993	A N/A
	426	28th Avenue Rehabilitation - Phase	91SC036B	Gresham, Smith & Partners	0					4/7/1994	A 2/2/1995	A Cmplt
DWB	425	28th Avenue Pumping Station	91SC036A	Gresham, Smith & Partners	88	88	37	125	100%	4/7/1994	A 2/2/1995	A Cmplt
	427	28th Avenue Rehabilitation - Phase	91SC036D							4/7/1994	A 2/2/1995	A Cmplt
PAS	434	Cabot Drive Force Main	91SC083A	Consoer Townsend Envirodyne						4/11/1994	A 4/11/1994	A N/A
MAB	351	West End Sewer Rehabilitation - Phase	93SC026A							4/27/1994	A 4/27/1994	A N/A
MAB	326	McCabe Richland Rehabilitation - Phase	93SC025A							5/5/1994	A 5/5/1994	A N/A



**Metropolitan Government of Nashville and Davidson County
 Department of Water and Sewerage Services
 Nashville Overflow Abatement Program**

Sorted by Planning Start

Engineering Services Single Source Document - Planning Phase

Cost Data in 1000's

PM	Project Name	MWS Number	Subconsultant	LRE Budget	MWS Approved Budget	Amended Amount	Revised Approved Budget	Amount Invoiced	% Invoiced	Planning Start Date	Planning End Date	% Time Elapsed	
MAB	341	McCabe Richland Rehabilitation - P	93SC025C							5/5/1994 A	5/5/1994 A	N/A	
MAB	340	McCabe Richland Rehabilitation - P	93SC025B							5/5/1994 A	5/5/1994 A	N/A	
KAR	507	Biosolids Management Facility	91SC047C	Consoer Townsend Envirodyne	96	96	46	142	142	100%	6/1/1994 A	3/1/1996 A	Cmplt
PAS	460	Paragon Mills Rehabilitation - Phase	90SC091D	Barge, Waggoner, Sumner & Ca	32	32	-24	8	8	100%	8/15/1994 A	11/13/1994 A	Cmplt
MAB	328	Murphy Road Sewer Rehabilitation -	93SC027A							8/18/1994 A	8/18/1994 A	N/A	
PAS	364	Clifton Park Rehabilitation - Phase 4	93SC028D							9/14/1994 A	1/18/1995 A	Cmplt	
PAS	362	Clifton Park Rehabilitation - Phases	93SC028B							9/14/1994 A	1/18/1995 A	Cmplt	
PAS	329	Clifton Park Sewer Rehabilitation	93SC0028	E. Roberts Alley & Associates, I	100	100	-47	53	53	100%	9/14/1994 A	1/18/1995 A	Cmplt
PAS	363	Clifton Park Rehabilitation - Phases	93SC028C							9/14/1994 A	1/18/1995 A	Cmplt	
PAS	613	Ellington Parkway Storm Sewer	90SC0156	Professional Services, Inc.	75	75		75	52	69%	9/28/1994 A	1/26/1995 A	Cmplt
RCT	614	Demonbreun Storm Mgt. Phase 1	90SC147B	Gresham, Smith & Partners	270	270	-5	265	265	100%	11/2/1994 A	8/4/1995 A	Cmplt
RNC	618	Demonbreun Storm Mgt. Phase 2	90SC147C							11/2/1994 A	8/4/1995 A	Cmplt	
GEK	333	Sugartree Sewer Rehabilitation - Pha	93SC029D							12/16/1994 A	12/16/1994 A	N/A	
PAS	560	West Linden Manhole Rehabilitation	90SC087D	John Coleman Hayes & Associat						1/3/1995 A	1/3/1995 A	N/A	
PAS	562	Clearlake Drive Rehabilitation	90SC059D	Nashville Oap Staff						3/1/1995 A	3/1/1995 A	N/A	
PAS	563	Davidson Branch Rehabilitation	90SC069D							3/7/1995 A	3/7/1995 A	N/A	
PAS	561	Anderson Road Sewer Rehabilitation	90SC059E							3/26/1995 A	3/26/1995 A	N/A	
PAS	569	Williamson Ferry Rehabilitation - Ph	90SC057D							4/7/1995 A	4/7/1995 A	N/A	
DSW	608	Cumberland Tributary Study	95SC0004	Consoer Townsend Envirodyne	45	45	-3	42	42	100%	6/1/1995 A	2/28/1999 A	Cmplt
DWB	800	Washington CSO Demonstration Stu	94SC005B	Consoer Townsend Envirodyne	144	144	-8	135	135	100%	6/1/1995 A	10/28/1996 A	Cmplt
PAS	391	Riverside Sewer Rehabilitation Phas	90SC078A	Metro. Dept. Of Water Services						8/7/1995 A	8/7/1995 A	N/A	
PAS	410	Riverside Sewer Rehabilitation Desi	90SC0078	Metro. Dept. Of Water Services						8/7/1995 A	8/7/1995 A	N/A	
PAS	323	Gibson Creek Rehabilitation - Phase	93SC088A							8/7/1995 A	8/7/1995 A	N/A	



**Metropolitan Government of Nashville and Davidson County
 Department of Water and Sewerage Services
 Nashville Overflow Abatement Program**

Sorted by Planning Start

Engineering Services Single Source Document - Planning Phase

Cost Data in 1000's

PM	Project Name	MWS Number	Subconsultant	LRE Budget	MWS Approved Budget	Amended Amount	Revised Approved Budget	Amount Invoiced	% Invoiced	Planning Start Date	Planning End Date	% Time Elapsed
PAS	392 Riverside Sewer Rehabilitation Phas	90SC078B	Metro. Dept. Of Water Services							8/7/1995 A	8/7/1995 A	N/A
PAS	572 Vandiver Sewer Rehabilitation - Pha	90SC184C								8/7/1995 A	8/7/1995 A	N/A
PAS	571 Vandiver Sewer Rehabilitation - Pha	90SC184B								8/7/1995 A	8/7/1995 A	N/A
PAS	324 Gibson Creek Rehabilitation - Phase	93SC088B								8/7/1995 A	8/7/1995 A	N/A
PAS	566 Kenner Avenue Rehabilitation	90SC085D								9/21/1995 A	9/21/1995 A	N/A
PAS	570 Berwick Trail Rehabilitation	90SC076A								11/20/1995 A	11/20/1995 A	N/A
PAS	565 Post Road Rehabilitation	95SC0013								12/1/1995 A	12/1/1995 A	N/A
MAB	352 West End Sewer Rehabilitation - Pha	93SC026B								12/14/1995 A	12/14/1995 A	N/A
PAS	370 Haynes Park Rehabilitation - Phase 1	93SC34D1								1/2/1996 A	1/2/1996 A	N/A
PAS	411 River Drive Sewer Rehabilitation	90SC0079								1/15/1996 A	1/15/1996 A	N/A
GEK	801 Kerrigan Floatables Control	94SC005C								2/2/1996 A	2/2/1996 A	N/A
GEK	609 Kerrigan Underwater Inspection & R	96PM002A	Holland Diving Service, Inc.	40	40	-11	29	29	100%	2/15/1996 A	2/15/1996 A	N/A
PAS	372 Emerald Drive Rehabilitation - Phase	93SC34G1								2/26/1996 A	2/26/1996 A	N/A
PAS	373 Emerald Drive Rehabilitation - Phase	93SC34G2								3/11/1996 A	3/11/1996 A	N/A
PAS	650 Basswood/American Road Rehabilit	91SC083C								4/18/1996 A	4/18/1996 A	N/A
PAS	371 Haynes Park Rehabilitation - Phase 2	93SC34D2								5/7/1996 A	5/7/1996 A	N/A
PAS	567 Madison Heights Rehabilitation	90SC070A								5/20/1996 A	5/20/1996 A	N/A
PAS	302 Goodlettsville/Mansker Creek	90SC0065								5/20/1996 A	5/20/1996 A	N/A
PAS	568 Rainbow Terrace Rehabilitation	90SC070B	Nashville Oap Staff	1	1		1			5/20/1996 A	5/20/1996 A	N/A
PAS	413 Sunliner	90SC0081	Professional Services, Inc.	1	0		0			7/1/1996 A	7/1/1996 A	N/A
PAS	433 Basswood	91SC083B	The Chester Engineers, Inc.	20	20		20	20	100%	7/1/1996 A	7/1/1996 A	N/A
DWB	505 Stanley Street Equalization Basin	90SC0168	N/A							7/1/1996 A	7/1/1996 A	N/A
PAS	220 Foster Avenue Sewer Rehabilitation	90SC110D								7/15/1996 A	7/15/1996 A	N/A



**Metropolitan Government of Nashville and Davidson County
Department of Water and Sewerage Services
Nashville Overflow Abatement Program**

Sorted by Planning Start

Engineering Services Single Source Document - Planning Phase

Cost Data in 1000's

PM	Project Name	MWS Number	Subconsultant	LRE Budget	MWS Approved Budget	Amended Amount	Revised Approved Budget	Amount Invoiced	% Invoiced	Planning Start Date	Planning End Date	% Time Elapsed	
PAS	470	Wallace Road Sewer Rehabilitation	95SC012A							7/15/1996 A	7/15/1996 A	N/A	
PAS	620	Second Avenue Tunnel	90SC0157	Consoer Townsend Envirodyne	218	218	0	217	205	94%	7/15/1996 A	1/2/1997 A	Cmplt
MAB	621	Cowan Street Pumping Station	90SC0148	Tribble And Richardson, Inc.	40	40	0	40	40	100%	8/5/1996 A	1/2/1997 A	Cmplt
PAS	471	Elissa Drive Sewer Rehabilitation	95SC012B							8/5/1996 A	8/5/1996 A	N/A	
PAS	625	Fairgrounds Trunk Rehabilitation	94SC059B	U S Infrastructure, Inc.	71	71		71	71	100%	8/6/1996 A	7/1/1997 A	Cmplt
	640	Fairgrounds Basin Rehabilitation Ph	94SC059F							8/13/1996 A	5/12/1998 A	Cmplt	
PAS	627	Fairgrounds Basin Rehabilitation Ph	94SC059C	E. Roberts Alley & Associates, I	180	180	-19	161	161	100%	8/13/1996 A	5/12/1998 A	Cmplt
	628	Fairgrounds Basin Rehabilitation Ph	94SC059D							8/13/1996 A	5/12/1998 A	Cmplt	
	630	Fairgrounds Basin Rehabilitation Ph	94SC059E							8/13/1996 A	5/12/1998 A	Cmplt	
PAS	574	Williamson Ferry Rehabilitation Pha	90SC057E							8/26/1996 A	8/26/1996 A	N/A	
MAB	402	Loves Branch Sewer Rehabilitation	90SC0066							8/28/1996 A	8/28/1996 A	N/A	
PAS	623	Franklin Road Rehabilitation Phase	94SC059A							8/30/1996 A	8/30/1996 A	N/A	
DSW	802	Kerrigan CSO Study	94SC05A1							9/1/1996 A	1/1/1999 A	Cmplt	
PAS	635	Inglewood Trunk Sewer Rehabilitati	90SC150C							10/8/1996 A	7/7/1997 A	Cmplt	
PAS	637	Shelby Park-Inglewood Rehab Ph. 3	90SC150D							10/8/1996 A	7/7/1997 A	Cmplt	
	638	Inglewood Rehabilitation Ph. 4	90SC150H							10/8/1996 A	7/7/1997 A	Cmplt	
DWB	700	Shelby Basin Study	90SC0150	Gresham, Smith & Partners	165	165		165	165	100%	10/8/1996 A	7/1/1997 A	Cmplt
DWB	617	Shelby Park Pumping Station	90SC150G							10/8/1996 A	7/1/1997 A	Cmplt	
PAS	634	Shelby Park / Inglewood Rehabilitati	90SC150B							10/8/1996 A	7/7/1997 A	Cmplt	
PAS	580	Sims Branch Force Main Crossing	96SG0109							10/28/1996 A	10/28/1996 A	N/A	
DSW	473	Larchwood Sewer Rehabilitation	95SC012D							11/4/1996 A	11/4/1996 A	N/A	
DSW	476	Donelson Plaza Sewer Rehabilitation	95SC012G							1/6/1997 A	1/6/1997 A	N/A	
PAS	478	Wallace Road Sewer Upgrade	95SC12A1							1/23/1997 A	1/23/1997 A	N/A	



**Metropolitan Government of Nashville and Davidson County
 Department of Water and Sewerage Services
 Nashville Overflow Abatement Program**

Sorted by Planning Start

Engineering Services Single Source Document - Planning Phase

Cost Data in 1000's

PM	Project Name	MWS Number	Subconsultant	LRE Budget	MWS Approved Budget	Amended Amount	Revised Approved Budget	Amount Invoiced	% Invoiced	Planning Start Date	Planning End Date	% Time Elapsed	
DSW	472	Patricia Drive Sewer Rehabilitation	95SC012C							2/24/1997 A	2/24/1997 A	N/A	
DAJ	541	Whites Creek Blower Improvements	98SG007A	Consoer Townsend Envirodyne	15	15	0	15	15	100%	No Plan	N/A	
DAJ	530	CWWTP Miscellaneous Improvements	98SG0005	Consoer Townsend Envirodyne	25	25	-5	20	20	100%	No Plan	N/A	
PAS	375	Drakes Branch Sewer Rehabilitation	93SC034C							4/1/1997 A	4/1/1997 A	N/A	
PAS	520	Brown's Creek Force Main Emergen	90SG168E	N/A						4/1/1997 A	4/1/1997 A	N/A	
MAB	353	West End Sewer Rehabilitation - Pha	93SC026C							4/1/1997 A	4/1/1997 A	N/A	
PAS	629	Dry Creek/Armstrong Rehabilitation	95SC0014	Elrod-Dunson, Inc.	59	59		59	59	100%	4/15/1997 A	9/11/1998 A	Cmplt
DSW	474	Wilhagen Rd. Sewer Rehabilitation	95SC012E							5/22/1997 A	5/22/1997 A	N/A	
PAS	383	Eatons Creek Sewer Rehabilitation	93SC034E	Metro. Dept. Of Water Services						7/1/1997 A	7/1/1997 A	N/A	
PAS	631	Rivergate Sewer Rehabilitation	95SC0015							No Plan	N/A		
PAS	386	Aldrich Lane Sewer Rehabilitation	93SC034J							No Plan	N/A		
DWB	816	Apex Street Storm Screening Facility	97SC0005							12/15/1997 A	12/15/1997 A	N/A	
PAS	445	Mill Creek Sewer Upgrade Phase 1	96SG110A							1/1/1998 A	1/1/1998 A	N/A	
	441	Mill Creek Sewer Upgrade Phase 2	96SG110B							1/1/1998 A	1/1/1998 A	N/A	
PAS	396	Whites Creek I/I Phase 4	93SC034L							4/1/1998 A	4/1/1998 A	N/A	
	393	Whites Creek I/I Phase 1,2,3,4	93SC034K	N/A						4/1/1998 A	4/1/1998 A	N/A	
PAS	395	Whites Creek I/I Phase 3	93SC34K2							4/1/1998 A	4/1/1998 A	N/A	
DSW	475	Glenrose Sewer Rehabilitation	95SC012F							No Plan	N/A		
ACN	607	Whites Creek Manhole Survey	95SC04C1	Consoer Townsend Envirodyne	65	65	-9	56	36	65%	7/14/1998 A	8/16/1998 A	Cmplt
PAS	576	Neely's Bend Rehabilitation	98SG0189							9/21/1998 A	9/21/1998 A	N/A	
PAS	575	Williamson Ferry Rehabilitation Pha	98SG0190							9/21/1998 A	9/21/1998 A	N/A	
PAS	855	I-24/65 Regulator	94SC005D	Consoer Townsend Envirodyne	34	34		34	26	77%	10/1/1998 A	10/1/1998 A	N/A
dsw	606	Tributary Streams Study - Phase II	99SC0004	Consoer Townsend Envirodyne	232	232	319	551	492	89%	12/18/1998 A	2/28/2001 A	Cmplt



**Metropolitan Government of Nashville and Davidson County
 Department of Water and Sewerage Services
 Nashville Overflow Abatement Program**

Sorted by Planning Start

Engineering Services Single Source Document - Planning Phase

Cost Data in 1000's

PM	Project Name	MWS Number	Subconsultant	LRE Budget	MWS Approved Budget	Amended Amount	Revised Approved Budget	Amount Invoiced	% Invoiced	Planning Start Date	Planning End Date	% Time Elapsed
	492	Hermitage Area Sewer Rehabilitation	99SG009C							1/12/1999 A	1/12/1999 A	N/A
	495	Langford Farms Sewer Rehabilitatio	99SG009F							1/12/1999 A	1/12/1999 A	N/A
PAS	493	Scotts Hollow Sewer Rehabilitation	99SG009D							1/12/1999 A	1/12/1999 A	N/A
PAS	491	Tulip Grove Sewer Rehabilitation	99SG009B							1/12/1999 A	1/12/1999 A	N/A
PAS	290	Hermitage Hills Sewer Rehabilitatio	99SG09A1							1/12/1999 A	1/12/1999 A	N/A
	494	Dodson Chapel Sewer Rehabilitation	99SG009E							1/12/1999 A	1/12/1999 A	N/A
PAS	810	First Ave CSO Connections	97SC0006	Consoer Townsend Envirodyne	115	115	115	103	90%	4/6/1999 A	8/16/1999 A	Cmplt
	835	Boscobel Separation	94SC005F	Advanced Integrated Mgt Svcs, I	42	42	42	41	98%	7/12/1999 A	3/1/2001 A	Cmplt
PAS	836	Boscobel Screen	94SC05F1							7/12/1999 A	3/1/2001 A	Cmplt
RNC	750	Sulfide System Equipment	99SG010E	N/A	50					9/15/1999 A	4/30/2001 A	Cmplt
	755	System-Wide Corrosion/Odor Study	99SG010P	Consoer Townsend Envirodyne	100	100	100			11/1/1999 A	6/30/2002 A	Cmplt
PAS	496	Hermitage Hills Sewer Rehabilitatio	99SG09A2							11/12/1999 A	11/12/1999 A	N/A
DSW	831	Schrader Regulator Screens	94SC05E2							6/5/2000 A	5/8/2001 A	Cmplt
DSW	832	Schrader Brick Trunk Rehabilitation	94SC05E9							6/5/2000 A	5/8/2001 A	Cmplt
	830	Schrader Separation	94SC005E	Gresham, Smith & Partners	149	149	149	149	100%	6/5/2000 A	5/8/2001 A	Cmplt
PAS	851	Benedict & Crutcher Screen	94SC05G3							6/20/2000 A	6/30/2001 A	Cmplt
PAS	852	Benedict & Crutcher Regulator Pipin	94SC05G1							6/20/2000 A	6/30/2001 A	Cmplt
	850	Benedict & Crutcher Separation	94SC005G	Sverdrup Civil Corporation	146	101	101	101	100%	6/20/2000 A	6/30/2001 A	Cmplt
PAS	354	West End Sewer Rehabilitation - Pha	93SC026E							8/1/2000 A	10/31/2000 A	Cmplt
	121	Rain Gage Alert System Implementat	90SC04A1	Consoer Townsend Envirodyne	23	23	23			No Plan	N/A	
DSW	604	Water Quality Studies	99SC004A							No Plan	N/A	
PAS	487	McCrary Creek/Smith Springs Equip	01SG011A							4/1/2001 A	4/30/2001 A	Cmplt
PAS	695	Gibson Creek - Graycroft	93SC088D							7/2/2001 A	7/30/2001 A	Cmplt



**Metropolitan Government of Nashville and Davidson County
Department of Water and Sewerage Services
Nashville Overflow Abatement Program**

Sorted by Planning Start

Engineering Services Single Source Document - Planning Phase

Cost Data in 1000's

PM	Project Name	MWS Number	Subconsultant	LRE Budget	MWS Approved Budget	Amended Amount	Revised Approved Budget	Amount Invoiced	% Invoiced	Planning Start Date	Planning End Date	% Time Elapsed
DSW	705	Mill Creek - Seven Mile Creek	95SC012K							7/3/2001 A	7/31/2001 A	Cmplt
PAS	680	Clifton Park- Cockrill Bend	93SC028K	N/A	25					7/3/2001 A	7/31/2001 A	Cmplt
PAS	585	Cleece's Ferry - Phase 3	90SC060E							8/2/2001 A	8/3/2001 A	Cmplt
	715	Richland Creek / Sylvan Park Phase	93SC25J1							1/2/2002 A	2/2/2002 A	Cmplt
	716	Richland Creek / Sylvan Park Phase	93SC25J2							1/2/2002 A	2/2/2002 A	Cmplt
DSW	710	Mill Creek - Hopedale	95SC012L							1/2/2002 A	2/1/2002 A	Cmplt
DSW	720	Richland Creek / Lynnwood Blvd.	93SC025K							2/2/2002 A	2/15/2002 A	Cmplt
PAS	548	Dry Creek WWTP Optimization - Ae	97SG0083							2/4/2002 A	3/3/2003 A	Cmplt
PAS	550	Dry Creek WWTP Optimization Pha	97SG0081	Sverdrup Civil Corporation	423	423	423	423	100%	2/4/2002 A	3/3/2003 A	Cmplt
PAS	549	Dry Creek WWTP Optimization - P.	97SG0082							2/4/2002 A	3/3/2003 A	Cmplt
	605	Cumberland River Siphons Investiga	99PM02B1							No Plan	N/A	
VDT	913	MWS/OAP Program Management								No Plan	N/A	
PAS	573	Dry Creek- Vandiver Sewer Rehabili	95SC014D							8/2/2002 A	8/3/2002 A	Cmplt
PAS	583	Mill Crk - Briley/Sims Branch Reha	95SC012P							9/1/2002 A	9/2/2002 A	Cmplt
DSW	718	Richland Creek - Vaughn's Gap	93SC025N							9/1/2002 A	9/2/2002 A	Cmplt
PAS	717	Richland Creek - Tyne Blvd.	93SC025M							9/1/2002 A	9/2/2002 A	Cmplt
PAS	466	Omohundro WTP Separation	98SC014B							10/1/2002 A	10/2/2002 A	Cmplt
PAS	818	Chickering Road Rehabilitation	03SG0043							2/1/2003 A	2/1/2003 A	N/A
PAS	632	Dry Creek - Edenwold Road	03SG0049							2/15/2003 A	2/15/2003 A	N/A
	665	Joelton - O.F. 145	TBD	N/A	15					4/1/2003 A	6/30/2003 A	Cmplt
	886	Richland Creek - Charlotte Pike Reh	93SC025P							7/1/2003 A	7/2/2003 A	Cmplt
PAS	759	Sulfide System Equip / Rehab 04	TBD							No Plan	N/A	
VDT	914	MWS/OAP Program Management								No Plan	N/A	



**Metropolitan Government of Nashville and Davidson County
Department of Water and Sewerage Services
Nashville Overflow Abatement Program**

Sorted by Planning Start

Engineering Services Single Source Document - Planning Phase

Cost Data in 1000's

PM	Project Name	MWS Number	Subconsultant	LRE Budget	MWS Approved Budget	Amended Amount	Revised Approved Budget	Amount Invoiced	% Invoiced	Planning Start Date	Planning End Date	% Time Elapsed
	887 Barker Road Rehab	03SC0136								7/1/2003 A	7/2/2003 A	Cmplt
	891 Richland Creek - Charlotte Pike Pipe	93SC25P1								7/1/2003 A	7/2/2003 A	Cmplt
	885 Dry Creek Rehab	95SC014A								7/1/2003 A	7/2/2003 A	Cmplt
	696 Dry Creek - Madison Blvd.	93SC088E								7/2/2003 A	7/30/2003 A	Cmplt
DSW	813 Washington Regulator Improvements	94SC005B								9/17/2003 A	4/1/2004 A	Cmplt
	814 Washington Regulator Improvements	94SC005B								9/17/2003 A	4/1/2004 A	Cmplt
	815 Washington Regulator Improvements	94SC005B	Consoer Townsend Envirodyne	190	190		190	133	70%	9/17/2003 A	4/1/2004 A	Cmplt
DAJ	540 Whites Creek WWTP Optimization	02SG0007	N/A	50						No Plan	N/A	
	826 Manhole Rehabilitation 2004	03SG0224								6/30/2004 A	6/30/2004 A	N/A
	898 Engineering - CSO FY 07 Projects	TBD								No Plan	N/A	
PAS	123 Data Integration System	02SG010B	Edison Automation, Inc.							No Plan	N/A	
VDT	915 MWS/OAP Program Management									No Plan	N/A	
	316 Smith Springs Rehabilitation Phase 6	90SC93K1	N/A							8/30/2004 A	9/30/2004 A	Cmplt
	685 Franklin Rd Ph 2 - O.F. 341	94SC59A1								10/4/2004 A	11/3/2004 A	Cmplt
PAS	499 Dodson Chapel Equalization Basin #	TBD								No Plan	N/A	
	498 Dodson Chapel EQ & PS	99SG009K	N/A	25						11/1/2004 A	12/10/2004 A	Cmplt
	775 Visco Drive Overflow Corrections	TBD	N/A	50						No Plan	N/A	
	651 Basswood / West Park EQ	05SC0033		50						7/1/2005 A	9/29/2005 A	Cmplt
VDT	916 MWS/OAP Program Management									No Plan	N/A	
	899 Engineering - CSO FY 07 Projects	TBD								No Plan	N/A	
	488 McCrory Creek Equalization Basin	90SC063A	N/A	50						No Plan	N/A	
	403 Hurricane Creek Pump Station Impr	90SC075A	N/A	25	0		0			9/1/2005 A	10/10/2005 A	Cmplt
	892 Hurricane Creek Sewer Rehabilitatio	90SC075B								9/1/2005 A	12/10/2005 A	Cmplt



**Metropolitan Government of Nashville and Davidson County
Department of Water and Sewerage Services
Nashville Overflow Abatement Program**

Engineering Services Single Source Document - Planning Phase

Sorted by Planning Start

Cost Data in 1000's

<i>PM</i>	<i>Project Name</i>	<i>MWS Number</i>	<i>Subconsultant</i>	<i>LRE Budget</i>	<i>MWS Approved Budget</i>	<i>Amended Amount</i>	<i>Revised Approved Budget</i>	<i>Amount Invoiced</i>	<i>% Invoiced</i>	<i>Planning Start Date</i>	<i>Planning End Date</i>	<i>% Time Elapsed</i>	
	888	Barker Road / Omohundro EQ	03SC136A							10/1/2005	12/30/2005	A Cmplt	
	889	Davidson Branch Rehab Ph 5	90SC069F							10/1/2005	12/31/2005	A Cmplt	
	827	Manhole Rehabilitation 2005	03SG2241							11/1/2005	11/15/2005	A Cmplt	
	1002	Manhole Rehabilitation 2006	03SG2242							2/1/2006	6/1/2006	A Cmplt	
	1003	OAP Program Assistance - CTEE	06SC0128	Consoer Townsend Envirodyne	150	50	280	330	315	95%	No Plan	N/A	
	1005	OAP Program Assistance - BWSC	06SC0130	Barge, Waggoner, Sumner & Ca	25	25		25	20	82%	No Plan	N/A	
	1004	OAP Program Assistance - CDM	06SC0129	Camp Dresser & McKee	25	25	40	65	63	97%	No Plan	N/A	
	1000	100 Oaks Sewer Repair (Not OAP R	06SG0054							6/1/2006	6/2/2006	A Cmplt	
VDT	917	MWS/OAP Program Management								No Plan	N/A		
	1007	Langford Farms Sewer Rehabilitatio	99SG009G							No Plan	N/A		
PAS	397	Whites Creek Trunk Sewer	TBD							No Plan	N/A		
	1006	OAP Construction Services Assistan	06SC0144							No Plan	N/A		
	1008	Berwick Trail Rehabilitation Phase 2	90SC076B							11/1/2006	N/A	Cmplt	
	542	Whites Creek WWTP Disinfection	06SC0188	Consoer Townsend Envirodyne	140	140	8	148	148	100%	12/1/2006	12/3/2007	A Cmplt
	1009	Mill Creek 36" Trunk Repair	06SC0185							12/8/2006	7/6/2007	A Cmplt	
	1010	West End Sewer Rehabilitation Phas	93SC26F							No Plan	N/A		
	1014	Lakewood Area Sewer System Rehab	07SG0092							No Plan	N/A		
	1015	Area-wide SSO Rehabilitation Conti	07SG0093							No Plan	N/A		
	387	Whites Creek Pumping Station	93SC034T	Brown and Caldwell	50	62		62	61	100%	5/15/2007	3/14/2008	A Cmplt
VDT	918	MWS/OAP Program Management								No Plan	N/A		
	880	Rehabilitation FY 2008 Projects	TBD							No Plan	N/A		
	1017	CAP/ER	08SC0006	Camp Dresser & McKee	1350	600	720	1320	647	49%	12/13/2007	N/A	Cmplt
	1016	Long Term Control Plan	08SC0004	Consoer Townsend Envirodyne	600	0	700	700	466	67%	No Plan	N/A	



*Metropolitan Government of Nashville and Davidson County
 Department of Water and Sewerage Services
 Nashville Overflow Abatement Program*

Sorted by Planning Start

Engineering Services Single Source Document - Planning Phase

Cost Data in 1000's

<i>PM</i>	<i>Project Name</i>	<i>MWS Number</i>	<i>Subconsultant</i>	<i>LRE Budget</i>	<i>MWS Approved Budget</i>	<i>Amended Amount</i>	<i>Revised Approved Budget</i>	<i>Amount Invoiced</i>	<i>% Invoiced</i>	<i>Planning Start Date</i>	<i>Planning End Date</i>	<i>% Time Elapsed</i>
	1018 PARTHENON AREA/MURPHY R	08SC0020	Barge, Waggoner, Sumner & Ca	50	50		50	50	100%	No Plan	N/A	
	881 Rehabilitation FY 2009 Projects	TBD								No Plan	N/A	
PAS	893 Hurricane Creek Equalization Basin	TBD								No Plan	N/A	
	1019 Kerrigan Trash Trap Refurbishment	08SG0097								No Plan	N/A	
PAS	896 Barker Road / Omohundro Equalizat	03SC136C								No Plan	N/A	
PAS	882 Rehabilitation FY 2010 Projects	TBD								No Plan	N/A	
PAS	489 McCrory Creek Equalization Basin #	90SC063B								No Plan	N/A	
	883 Rehabilitation FY 2011 Projects	TBD								No Plan	N/A	
PAS	652 Basswood / West Park Equalization	05SC033B								No Plan	N/A	



*Metropolitan Government of Nashville and Davidson County
 Department of Water and Sewerage Services
 Nashville Overflow Abatement Program*

Sorted by Planning Start

Engineering Services Single Source Document - Planning Phase

Cost Data in 1000's

<i>PM</i>	<i>Project Name</i>	<i>MWS Number</i>	<i>Subconsultant</i>	<i>LRE Budget</i>	<i>MWS Approved Budget</i>	<i>Amended Amount</i>	<i>Revised Approved Budget</i>	<i>Amount Invoiced</i>	<i>% Invoiced</i>	<i>Planning Start Date</i>	<i>Planning End Date</i>	<i>% Time Elapsed</i>
VDT	875 North 1st Street Tank	90SC0167	N/A	131	0		0			No Plan	N/A	
VDT	873 Van Buren Street Tank	90SC0165	N/A	68	0		0			No Plan	N/A	
VDT	871 Harrison Street Tank	90SC0164	N/A	200	0		0			No Plan	N/A	
VDT	748 Charlotte Avenue Tank	90SC0153	N/A	104	0		0			No Plan	N/A	
VDT	746 Schrader Lane Tank	90SC0160	N/A	64	0		0			No Plan	N/A	
VDT	745 Shelby Park Tank	90SC0162	N/A	60	0		0			No Plan	N/A	
VDT	744 Crutcher Street Tank	90SC0158	N/A	52	0		0			No Plan	N/A	
VDT	616 Boscobel Street Tank	90SC0155	N/A	26	0		0			No Plan	N/A	

Design Phase

*Metropolitan Government of Nashville and Davidson County
 Department of Water and Sewerage Services
 Nashville Overflow Abatement Program*

Projects in Design

Project	Description	Consultant	Scheduled 90% Completion	State Order Date	Project Status
Lower East Nashville - Phase 3 91SC055C (657)	Sewer Rehab	N/A	08/20/09		MWS Data Collection
Washington Regulator Improvements - Phase II 94SC005B (814)	Regulator Imprvts.	Consoer Townsend Envirodyne Engrs.	01/13/09		In Design
Washington Regulator Improvements - Phase I 94SC005B (815)	Regulator Imprvts.	Consoer Townsend Envirodyne Engineers	05/15/09		In Design

Design Phase Single Source Document

(Schedule & Cost Data for the Design Phase of all projects in the Program)



**Metropolitan Government of Nashville and Davidson County
 Department of Water and Sewerage Services
 Nashville Overflow Abatement Program**

Sorted by Design Start

Engineering Services Single Source Document - Design Phase

Cost Data in 1000's

<i>PM</i>	<i>Project Name</i>	<i>MWS Number</i>	<i>Subconsultant</i>	<i>LRE Budget</i>	<i>MWS Approved Budget</i>	<i>Amended Amount</i>	<i>Revised Approved Budget</i>	<i>Amount Invoiced</i>	<i>% Invoiced</i>	<i>Design Start Date</i>	<i>Design End Date</i>	<i>% Time Elapsed</i>
PAS	396 Whites Creek I/I Phase 4	93SC034L								No Design	N/A	
RNC	758 System Wide Corrosion/Odor Improv	TBD								No Design	N/A	
VDT	917 MWS/OAP Program Management		Consoer Townsend Envirodyne	3332						No Design	N/A	
VDT	916 MWS/OAP Program Management		Consoer Townsend Envirodyne	3963						No Design	N/A	
VDT	915 MWS/OAP Program Management		Consoer Townsend Envirodyne	4276						No Design	N/A	
VDT	914 MWS/OAP Program Management		Consoer Townsend Envirodyne	4531						No Design	N/A	
VDT	913 MWS/OAP Program Management		Consoer Townsend Envirodyne	4701						No Design	N/A	
	899 Engineering - CSO FY 07 Projects	TBD								No Design	N/A	
	898 Engineering - CSO FY 07 Projects	TBD								No Design	N/A	
PAS	613 Ellington Parkway Storm Sewer	90SC0156								A	A	N/A
GEK	610 Kerrigan CSO Study	94SC005A	Ads Environmental Services, Inc	69	105	0	105	105	100%	No Design	N/A	
DWB	430 Katie Avenue Planning	91SC0055								No Design	N/A	
PAS	123 Data Integration System	02SG010B	Edison Automation, Inc.							No Design	N/A	
VDT	622 Pump Station Modeling	93PM002A								No Design	N/A	
KAR	506 Equipment/Vehicle Maintaince Facil	88WC130A	Bernard L. Weinstein & Associat	613	628		628	139	22%	A	A	N/A
DSW	832 Schrader Brick Trunk Rehabilitation	94SC05E9								No Design	N/A	
mab	654 Cowan St Temporary By-Pass	91SC55A1	Nashville Oap Staff							No Design	N/A	
PAS	408 Berwick Trail	90SC076C	Nashville Oap Staff	0	0		0			No Design	N/A	
RNC	750 Sulfide System Equipment	99SG010E	N/A	90						No Design	N/A	
	755 System-Wide Corrosion/Odor Study	99SG010P				25				No Design	N/A	
DSW	802 Kerrigan CSO Study	94SC05A1	Consoer Townsend Envirodyne	35	35		35	33	95%	No Design	N/A	
RNC	756 System Wide Corrosion/Odor Improv	TBD								No Design	N/A	
RNC	757 System Wide Corrosion/Odor Improv	TBD								No Design	N/A	



**Metropolitan Government of Nashville and Davidson County
Department of Water and Sewerage Services
Nashville Overflow Abatement Program**

Sorted by Design Start

Engineering Services Single Source Document - Design Phase

Cost Data in 1000's

PM	Project Name	MWS Number	Subconsultant	LRE Budget	MWS Approved Budget	Amended Amount	Revised Approved Budget	Amount Invoiced	% Invoiced	Design Start Date	Design End Date	% Time Elapsed	
DWB	615	CSO Modeling Study	90SC0115	Consoer Townsend Envirodyne	290	290	95	385	385	100%	No Design	N/A	
PAS	497	Hermitage Hills Paving	99SG09A3								No Design	N/A	
DWB	504	Brown's Creek Modeling	90SC006D								A	A	N/A
PAS	374	Buena Vista Sewer Rehabilitation	93SC034B								No Design	N/A	
PAS	824	Miscellaneous SSO Rehab	TBD								No Design	N/A	
VDT	823	Miscellaneous CSO Rehab	TBD								No Design	N/A	
PAS	485	Bonnafair Sewer Rehabilitation	99SG0027	Nashville Oap Staff							No Design	N/A	
VDT	918	MWS/OAP Program Management		Consoer Townsend Envirodyne	3000						No Design	N/A	
PAS	395	Whites Creek I/I Phase 3	93SC34K2								No Design	N/A	
RCC	601	Cumberland River Modeling & Stud	90SC004E								No Design	N/A	
DSW	608	Cumberland Tributary Study	95SC0004	Consoer Townsend Envirodyne	846	846	93	939	902	96%	No Design	N/A	
	121	Rain Gage Alert System Implementat	90SC04A1								No Design	N/A	
PAS	853	Benedict & Crutcher 27" Pile Intrusi	94SG05G2	Nashville Oap Staff							No Design	N/A	
	605	Cumberland River Siphons Investiga	99PM02B1								No Design	N/A	
dsw	606	Tributary Streams Study - Phase II	99SC0004								No Design	N/A	
ACN	607	Whites Creek Manhole Survey	95SC04C1								No Design	N/A	
DSW	604	Water Quality Studies	99SC004A								No Design	N/A	
PAS	118	Post Road Sewer	89SG0050	Metro. Dept. Of Water Services	14	0	0				4/30/1989 A	11/10/1989 A	Cmplt
PAS	110	Cedar Cliff Sewer	86SG0087	Metro. Dept. Of Water Services	20	0	0				10/16/1989 A	2/13/1990 A	Cmplt
PAS	103	Canter Chase	88SG0111	Metro. Dept. Of Water Services	0	0	0				10/18/1989 A	1/16/1990 A	Cmplt
ACN	516	Air Quality Permitting	91SC47A1	Consoer Townsend Envirodyne							No Design	N/A	
PAS	102	Whites Creek Pumping Station	86SC16A5	Consoer Townsend Envirodyne	29	0	0				2/19/1990 A	8/18/1990 A	Cmplt
DWB	104	23rd Avenue Pumping Station	90SG0038	Metro. Dept. Of Water Services	31	0	0				4/10/1990 A	12/17/1990 A	Cmplt



**Metropolitan Government of Nashville and Davidson County
Department of Water and Sewerage Services
Nashville Overflow Abatement Program**

Sorted by Design Start

Engineering Services Single Source Document - Design Phase

Cost Data in 1000's

PM	Project Name	MWS Number	Subconsultant	LRE Budget	MWS Approved Budget	Amended Amount	Revised Approved Budget	Amount Invoiced	% Invoiced	Design Start Date	Design End Date	% Time Elapsed	
PAS	112	Park Circle/Lakewood Sewer	90SG0028	Metro. Dept. Of Water Services	8	0	0			5/19/1990	9/16/1990	A Cmplt	
PAS	417	McCrary Creek Force Main	90SC0064	Professional Services, Inc.	89	89	-1	88	88	100%	6/12/1990	1/23/1991	A Cmplt
PAS	418	Sims Branch Force Main	90SC064A	Professional Services, Inc.	99	99	0	99	99	100%	6/12/1990	1/23/1991	A Cmplt
PAS	406	McCrary Creek Pumping Station	90SC0063	Gresham, Smith & Partners	175	175	0	175	175	100%	6/12/1990	12/19/1990	A Cmplt
PAS	105	Rainbow Terrace	90SG0098	Metro. Dept. Of Water Services	3	0	0			6/26/1990	6/26/1990	A N/A	
PAS	117	Brookwood Terrace Rehabilitation	89SG0106	Metro. Dept. Of Water Services	2	0	0			7/16/1990	7/21/1990	A Cmplt	
PAS	116	Bordeaux Hills Pumping Station & F	90SC0058	Consoer Townsend Envirodyne	56	56	1	58	58	100%	8/22/1990	2/15/1991	A Cmplt
PAS	101	Bordeaux Hospital Pumping Station	90SG0062	Metro. Dept. Of Water Services	7	0	0			8/26/1990	12/6/1990	A Cmplt	
PAS	115	Madison Heights Pumping Station	90SC0070	Professional Services, Inc.	6	6	6	6	6	100%	8/28/1990	1/21/1991	A Cmplt
GEK	109	Bell Forge Pumping Station	90SC0055	Gresham, Smith & Partners	20	20	20	20	20	100%	9/4/1990	3/8/1991	A Cmplt
PAS	145	Cleece's Ferry Lining	90SC60BC							9/4/1990	3/1/1991	A Cmplt	
DWB	113	Williamson Ferry Pumping Station	90SC057A	Gresham, Smith & Partners	19	19	19	19	19	100%	9/4/1990	3/1/1991	A Cmplt
PAS	111	Cloverbottom Pumping Station	90SC0056	Gresham, Smith & Partners	18	18	18	18	18	100%	9/4/1990	12/17/1990	A Cmplt
GEK	107	Clearlake/Harbourtown Planning / D	90SC059A	Gresham, Smith & Partners	113	113	113	113	113	100%	9/4/1990	3/12/1991	A Cmplt
PAS	143	Clearlake/Harbourtown - Contract A	90SC59BC							9/4/1990	3/12/1991	A Cmplt	
PAS	114	Cleece's Ferry Pumping Station	90SC060A	Gresham, Smith & Partners	33	33	0	33	33	100%	9/4/1990	3/1/1991	A Cmplt
DWB	108	Metro Center Pumping Station	90SC0054	Consoer Townsend Envirodyne	39	39	39	39	39	100%	9/24/1990	3/4/1991	A Cmplt
KAR	502	Central CSO Pumping Station	90SC146A	Consoer Townsend Envirodyne	1696	1696	-200	1496	1468	98%	9/25/1990	1/15/1993	A Cmplt
ACN	556	CWWTP Asbestos Abatement	90SC005Y	Consoer Townsend Envirodyne						9/25/1990	9/25/1990	A N/A	
KAR	501	Central WWTP Design	90SC0005	Consoer Townsend Envirodyne	4506	4498	111	4609	4636	101%	9/25/1990	1/15/1992	A Cmplt
KAR	555	CWWTP -Brown's Creek Force Main	90SC6B2A	Ragan-Smith & Associates, Inc.						9/25/1990	9/25/1990	A N/A	
KAR	552	CWWTP - Main Plant Improvements	90SC005A							9/25/1990	1/15/1992	A Cmplt	
KAR	553	CWWTP - Outfall	90SC005B	Consoer Townsend Envirodyne						9/25/1990	9/25/1990	A N/A	



**Metropolitan Government of Nashville and Davidson County
 Department of Water and Sewerage Services
 Nashville Overflow Abatement Program**

Sorted by Design Start

Engineering Services Single Source Document - Design Phase

Cost Data in 1000's

PM	Project Name	MWS Number	Subconsultant	LRE Budget	MWS Approved Budget	Amended Amount	Revised Approved Budget	Amount Invoiced	% Invoiced	Design Start Date	Design End Date	% Time Elapsed	
KAR	554	CWWTP - Piping	90SC005G	Consoer Townsend Envirodyne						9/25/1990 A	9/25/1990 A	N/A	
KAR	503	South Grit Facility	90SC146B	Consoer Townsend Envirodyne						9/25/1990 A	1/15/1993 A	Cmplt	
PAS	106	Neely's Bend Pumping Station / Forc	90SC0071	Professional Services, Inc.	68	68	0	68	68	100%	9/26/1990 A	4/22/1991 A	Cmplt
PAS	422	Brown's Creek Force Main North Se	90SC06B2	Ragan-Smith & Associates, Inc.	176	176	85	262	262	100%	10/25/1990 A	1/14/1991 A	Cmplt
PAS	421	Brown's Creek Force Main East Seg	90SC06B1	Hart-Freeland-Roberts, Inc.	176	176	89	265	265	100%	10/25/1990 A	1/14/1991 A	Cmplt
PAS	420	Brown's Creek Force Main River Cro	90SC006C	Consoer Townsend Envirodyne	117	117	-14	103	103	100%	11/9/1990 A	1/14/1991 A	Cmplt
PAS	204	River Retreat Pumping Station	89SC0136	Consoer Townsend Envirodyne	62	62	-17	45	45	100%	1/1/1991 A	7/21/1991 A	Cmplt
PAS	419	Whites Creek Force Main	90SC0120	Consoer Townsend Envirodyne	50	50	0	50	50	100%	1/1/1991 A	7/21/1991 A	Cmplt
GEK	404	Brown's Creek Pumping Station	90SC06A1	Gresham, Smith & Partners	227	227	356	583	583	100%	1/14/1991 A	1/21/1992 A	Cmplt
PAS	401	Dry Creek Plant & Equalization Basi	89SC0092	Sverdrup Civil Corporation	2247	2247		2247			1/20/1991 A	1/15/1992 A	Cmplt
GEK	208	Hopedale	90SC0074	Barge, Waggoner, Sumner & Ca	37	37	0	36	36	100%	1/31/1991 A	2/13/1992 A	Cmplt
PAS	146	Nolensville Road Lining	90SC069B								1/31/1991 A	2/10/1992 A	Cmplt
PAS	207	Davidson Branch Pumping Station	90SC069C	Gresham, Smith & Partners	91	91		91	91	100%	1/31/1991 A	2/10/1992 A	Cmplt
PAS	205	Oak Valley Drive Rehabilitation	90SC0086	John Coleman Hayes & Associat	24	24	0	23	23	100%	2/1/1991 A	12/17/1991 A	Cmplt
PAS	209	West Linden Sewer Rehabilitation	90SC0087	John Coleman Hayes & Associat	91	91	-1	91	91	100%	2/11/1991 A	12/17/1991 A	Cmplt
PAS	211	Vandiver Pumping Station & Force	90SC0184	Williams, Russell & Johnson, Inc	66	66	0	66	66	100%	4/15/1991 A	2/27/1992 A	Cmplt
GEK	305	McCabe Richland Interceptor Sewer	90SC0112	Gresham, Smith & Partners	340	340	93	433	433	100%	4/16/1991 A	3/1/1992 A	Cmplt
GEK	206	Nolensville Road Pipe	90SC110B	The Chester Engineers, Inc.	35	35		35	35	100%	5/8/1991 A	4/25/1992 A	Cmplt
PAS	202	May Drive Trunk Sewer	90SC0092	A & A Engineers, Inc.	27	37	-10	26	26	100%	5/28/1991 A	1/23/1992 A	Cmplt
GEK	149	Maplehurst Rehabilitation	90SC088B								6/5/1991 A	2/16/1992 A	Cmplt
PAS	306	Maplehurst Pipe	90SC088A	Elrod-Dunson, Inc.	45	45	-4	41	41	100%	6/5/1991 A	2/16/1992 A	Cmplt
PAS	405	West Park Pump Station/Force Main/	86SC16A2	Consoer Townsend Envirodyne	405	0		0			7/1/1991 A	7/1/1991 A	N/A
PAS	303	Gibson Creek - Trunk Sewer & Force	90SC136A	Professional Services, Inc.	184	184		184	184	100%	7/2/1991 A	4/22/1992 A	Cmplt



**Metropolitan Government of Nashville and Davidson County
Department of Water and Sewerage Services
Nashville Overflow Abatement Program**

Sorted by Design Start

Engineering Services Single Source Document - Design Phase

Cost Data in 1000's

PM	Project Name	MWS Number	Subconsultant	LRE Budget	MWS Approved Budget	Amended Amount	Revised Approved Budget	Amount Invoiced	% Invoiced	Design Start Date	Design End Date	% Time Elapsed	
PAS	310	Smith Springs Force Main & Receiving	90SC093A	Professional Services, Inc.	107	107	0	107	107	100%	7/10/1991 A	3/28/1992 A	Cmplt
PAS	321	Gibson Creek Pumping Station	90SC136C	Professional Services, Inc.	194	194	-3	190	190	100%	7/10/1991 A	4/15/1992 A	Cmplt
PAS	301	Smith Springs Pumping Station & E	90SC093C	Professional Services, Inc.	170	170	0	170	170	100%	7/22/1991 A	2/24/1992 A	Cmplt
DWB	203	Osage Street Replacement Sewer	90SC0113	Williams, Russell & Johnson, Inc	50	50	-14	36	36	100%	7/24/1991 A	3/3/1992 A	Cmplt
PAS	201	Buena Vista Pumping Station	90SC0072	A & A Engineers, Inc.	13	13	-1	11	11	100%	7/26/1991 A	1/16/1992 A	Cmplt
PAS	210	Kenner Ave. Lining	90SC0085	A & A Engineers, Inc.	17	17	0	16	16	100%	8/20/1991 A	1/6/1992 A	Cmplt
PAS	304	Pitts Avenue/Lakewood Pumping Sta	90SC073A	M & K, Inc.	34	34	10	44	44	100%	8/28/1991 A	2/27/1992 A	Cmplt
KAR	508	CWWTP Thermal Ash Removal	90SC005X	Consoer Townsend Envirodyne	128	128		128	128	100%	9/6/1991 A	5/3/1992 A	Cmplt
JSC	120	Wastewater SCADA System	90SC004A	Westin Engineering, Inc.	288	288	13	300	300	100%	11/5/1991 A	5/15/1995 A	Cmplt
KAR	509	CWWTP Excavation of Areas 2,3,13	90SC05X1	Consoer Townsend Envirodyne	35	35	-2	34	34	100%	1/24/1992 A	3/24/1992 A	Cmplt
GEK	416	Paragon Mills	90SC0091	Barge, Waggoner, Sumner & Ca	106	106	3	109	109	100%	2/19/1992 A	8/22/1992 A	Cmplt
PAS	144	Williamson Ferry Lining	90SC57BC								3/3/1992 A	3/3/1992 A	N/A
PAS	440	Brown's Creek Force Main	90SC006B								3/4/1992 A	3/4/1992 A	N/A
DWB	510	Brown's Creek CSO Separation	90SC168A	Elrod-Dunson, Inc.	62	62		62	62	100%	7/13/1992 A	6/25/1993 A	Cmplt
GEK	147	Davidson Branch Lining	90SC110C								7/19/1992 A	7/19/1992 A	N/A
PAS	151	Smith Springs Rehabilitation - Phase	90SC93D3	Nashville Oap Staff	16	16		16	16	100%	8/1/1992 A	12/1/1992 A	Cmplt
PAS	312	Smith Springs Rehabilitation - Phase	90SC93D1	Nashville Oap Staff	9	9		9			8/1/1992 A	12/1/1992 A	Cmplt
PAS	150	Smith Springs Rehabilitation - Phase	90SC93D2	Nashville Oap Staff	8	8		8	8	100%	8/1/1992 A	12/1/1992 A	Cmplt
GEK	452	Paragon Mills Rehabilitation - Phase	90SC91C1	Barge, Waggoner, Sumner & Ca	116	116	-17	99	99	100%	12/7/1992 A	3/12/1993 A	Cmplt
DWB	514	Driftwood CSO Basin - Beers	90SG168C	Consoer Townsend Envirodyne							12/23/1992 A	3/15/1994 A	Cmplt
DWB	512	Driftwood CSO Basin - SCE	90SC168C	Consoer Townsend Envirodyne	1485	1485	-290	1195	1195	100%	12/23/1992 A	3/15/1994 A	Cmplt
PAS	453	Mill Creek Sewer Crossing	91SC035A	Consoer Townsend Envirodyne	67	67	10	76	77	100%	1/7/1993 A	4/22/1993 A	Cmplt
GEK	612	Lower East Nashville Phase 1	90SC148A	Meca, Inc.	47	47	-1	46	46	100%	2/15/1993 A	4/16/1993 A	Cmplt



**Metropolitan Government of Nashville and Davidson County
Department of Water and Sewerage Services
Nashville Overflow Abatement Program**

Sorted by Design Start

Engineering Services Single Source Document - Design Phase

Cost Data in 1000's

PM	Project Name	MWS Number	Subconsultant	LRE Budget	MWS Approved Budget	Amended Amount	Revised Approved Budget	Amount Invoiced	% Invoiced	Design Start Date	Design End Date	% Time Elapsed
GEK	451 Paragon Mills Sewer Lining	90SC91B2	Barge, Waggoner, Sumner & Ca							3/28/1993 A	3/28/1993 A	N/A
GEK	450 Paragon Mills Relief Sewer	90SC91B1	Barge, Waggoner, Sumner & Ca							3/31/1993 A	3/31/1993 A	N/A
PAS	415 Hunters Branch Pumping Station	90SC0083								4/20/1993 A	4/20/1993 A	N/A
PAS	412 Harpeth Trace Pumping Station	90SC0080								4/20/1993 A	4/20/1993 A	N/A
PAS	414 The Lakes Pumping Station	90SC0082								4/20/1993 A	4/20/1993 A	N/A
DWB	511 Lewis Street CSO Tunnel	90SC168B	Consoer Townsend Envirodyne	1445	1445	-208	1237	1231	100%	5/10/1993 A	6/27/1994 A	Cmplt
DWB	513 Lewis and Trimble Street CSO Separ	90SC168D	Elrod-Dunson, Inc.	53	53	7	60	62	103%	7/1/1993 A	5/1/1998 A	Cmplt
GEK	455 Paragon Mills Rehabilitation - Phase	90SC91C2	Barge, Waggoner, Sumner & Ca							7/30/1993 A	7/30/1993 A	N/A
GEK	331 Sugartree Sewer Rehabilitation - Phase	93SC029B	Nashville Oap Staff	11	11		11			8/22/1993 A	9/21/1993 A	Cmplt
PAS	332 Sugartree Sewer Rehabilitation - Phase	93SC029C	Nashville Oap Staff	13	13		13			8/22/1993 A	9/21/1993 A	Cmplt
GEK	330 Sugartree Sewer Rehabilitation - Phase	93SC029A	Nashville Oap Staff	52	52		52			8/22/1993 A	9/21/1993 A	Cmplt
DWB	431 Cooper Lane Sewer Rehabilitation	91SC0056								12/1/1993 A	12/1/1993 A	N/A
PAS	409 Holiday Travel Park	90SC0077	Professional Services, Inc.	11	0		0			12/1/1993 A	12/1/1993 A	N/A
GEK	325 McCabe Richland Water Main	88WC128A	Gresham, Smith & Partners							12/1/1993 A	12/1/1993 A	N/A
	407 Hurricane Creek	90SC0075	Nashville Oap Staff	6	0		0			12/1/1993 A	12/1/1993 A	N/A
PAS	379 Parkwood Rehabilitation	93SC034A	Metro. Dept. Of Water Services							3/30/1994 A	3/30/1994 A	N/A
PAS	434 Cabot Drive Force Main	91SC083A	Consoer Townsend Envirodyne							4/11/1994 A	4/11/1994 A	N/A
MAB	351 West End Sewer Rehabilitation - Phase	93SC026A	Sverdrup Civil Corporation							4/27/1994 A	12/14/1995 A	Cmplt
MAB	326 McCabe Richland Rehabilitation - Phase	93SC025A	Professional Services, Inc.	53	53		53	53	100%	5/5/1994 A	6/23/1995 A	Cmplt
MAB	341 McCabe Richland Rehabilitation - Phase	93SC025C								5/5/1994 A	6/23/1995 A	Cmplt
MAB	340 McCabe Richland Rehabilitation - Phase	93SC025B								5/5/1994 A	6/23/1995 A	Cmplt
MAB	327 West End System Rehabilitation Design	93SC0026	Sverdrup Civil Corporation	88	88	57	145	145	100%	5/10/1994 A	10/19/1995 A	Cmplt
PAS	388 Upper Whites Creek Basin Study	93SC0034								5/31/1994 A	2/7/1996 A	Cmplt



**Metropolitan Government of Nashville and Davidson County
Department of Water and Sewerage Services
Nashville Overflow Abatement Program**

Sorted by Design Start

Engineering Services Single Source Document - Design Phase

Cost Data in 1000's

PM	Project Name	MWS Number	Subconsultant	LRE Budget	MWS Approved Budget	Amended Amount	Revised Approved Budget	Amount Invoiced	% Invoiced	Design Start Date	Design End Date	% Time Elapsed	
MAB	328	Murphy Road Sewer Rehabilitation -	93SC027A	Espey, Huston & Associates, Inc	72	76	-4	72	72	100%	8/18/1994 A	7/6/1995 A	Cmplt
GEK	333	Sugartree Sewer Rehabilitation - Pha	93SC029D	Nashville Oap Staff	4	4		4			12/16/1994 A	1/15/1995 A	Cmplt
PAS	560	West Linden Manhole Rehabilitation	90SC087D	Nashville Oap Staff							1/3/1995 A	1/25/1995 A	Cmplt
PAS	435	Whittemore Branch Rehabilitation -	91SC73A2	Barge, Waggoner, Sumner & Ca							1/17/1995 A	8/21/1995 A	Cmplt
PAS	432	Whittemore Branch Rehabilitation -	91SC73A1	Barge, Waggoner, Sumner & Ca	105	105	-22	83	83	100%	1/17/1995 A	8/21/1995 A	Cmplt
PAS	460	Paragon Mills Rehabilitation - Phase	90SC091D	Barge, Waggoner, Sumner & Ca	105	105	11	116	116	100%	1/30/1995 A	5/24/1996 A	Cmplt
PAS	562	Clearlake Drive Rehabilitation	90SC059D	Metro. Dept. Of Water Services							3/1/1995 A	3/31/1995 A	Cmplt
PAS	564	Cleece's Ferry Rehabilitation	90SC060D	Nashville Oap Staff	16	16	-1	15	10	67%	3/7/1995 A	4/30/1996 A	Cmplt
PAS	563	Davidson Branch Rehabilitation	90SC069D	Nashville Oap Staff	52	52	-20	32	5	16%	3/7/1995 A	7/1/1998 A	Cmplt
PAS	561	Anderson Road Sewer Rehabilitation	90SC059E	Nashville Oap Staff							3/26/1995 A	3/26/1995 A	N/A
PAS	569	Williamson Ferry Rehabilitation - Ph	90SC057D	Nashville Oap Staff	27	27	-3	24	5	22%	4/7/1995 A	9/14/1995 A	Cmplt
PAS	329	Clifton Park Sewer Rehabilitation	93SC0028	E. Roberts Alley & Associates, I	130	130	0	130	130	100%	5/25/1995 A	1/9/1996 A	Cmplt
PAS	362	Clifton Park Rehabilitation - Phases	93SC028B	E. Roberts Alley & Associates, I							5/25/1995 A	1/9/1996 A	Cmplt
PAS	363	Clifton Park Rehabilitation - Phases	93SC028C	E. Roberts Alley & Associates, I							5/25/1995 A	1/9/1996 A	Cmplt
PAS	364	Clifton Park Rehabilitation - Phase 4	93SC028D	E. Roberts Alley & Associates, I							5/25/1995 A	1/9/1996 A	Cmplt
PAS	572	Vandiver Sewer Rehabilitation - Pha	90SC184C	Nashville Oap Staff	0	0		0			8/7/1995 A	11/22/1995 A	Cmplt
PAS	410	Riverside Sewer Rehabilitation Desi	90SC0078								8/7/1995 A	8/28/1995 A	Cmplt
PAS	392	Riverside Sewer Rehabilitation Phas	90SC078B	Nashville Oap Staff							8/7/1995 A	8/28/1995 A	Cmplt
PAS	391	Riverside Sewer Rehabilitation Phas	90SC078A	Nashville Oap Staff							8/7/1995 A	8/28/1995 A	Cmplt
PAS	323	Gibson Creek Rehabilitation - Phase	93SC088A								8/7/1995 A	3/11/1996 A	Cmplt
PAS	571	Vandiver Sewer Rehabilitation - Pha	90SC184B	Nashville Oap Staff	57	57		57			8/7/1995 A	11/22/1995 A	Cmplt
PAS	324	Gibson Creek Rehabilitation - Phase	93SC088B								8/7/1995 A	3/11/1996 A	Cmplt
PAS	322	Gibson Creek Sewer Rehabilitation	93SC0088	Nashville Oap Staff	120	0		0			8/7/1995 A	3/11/1996 A	Cmplt



**Metropolitan Government of Nashville and Davidson County
 Department of Water and Sewerage Services
 Nashville Overflow Abatement Program**

Sorted by Design Start

Engineering Services Single Source Document - Design Phase

Cost Data in 1000's

PM	Project Name	MWS Number	Subconsultant	LRE Budget	MWS Approved Budget	Amended Amount	Revised Approved Budget	Amount Invoiced	% Invoiced	Design Start Date	Design End Date	% Time Elapsed
PAS	566	Kenner Avenue Rehabilitation	90SC085D	Nashville Oap Staff	20	20		20		9/21/1995	11/28/1995	A Cmplt
DWB	425	28th Avenue Pumping Station	91SC036A	Gresham, Smith & Partners	265	265		265	100%	10/2/1995	4/29/1996	A Cmplt
PAS	313	Smith Springs Rehabilitation - Phase	90SC93D4	Consoer Townsend Envirodyne						10/29/1995	10/29/1995	A N/A
PAS	570	Berwick Trail Rehabilitation	90SC076A	Nashville Oap Staff	3	3		3		11/20/1995	12/19/1995	A Cmplt
PAS	565	Post Road Rehabilitation	95SC0013	Nashville Oap Staff	17	17		17		12/1/1995	4/22/1996	A Cmplt
MAB	352	West End Sewer Rehabilitation - Pha	93SC026B	Sverdrup Civil Corporation		0		0		12/14/1995	3/23/1997	A Cmplt
PAS	370	Haynes Park Rehabilitation - Phase 1	93SC34D1	Nashville Oap Staff	17	17		17		1/2/1996	4/16/1996	A Cmplt
PAS	411	River Drive Sewer Rehabilitation	90SC0079	Nashville Oap Staff	0	0		0		1/15/1996	5/29/1996	A Cmplt
RCT	614	Demonbreun Storm Mgt. Phase 1	90SC147B	Gresham, Smith & Partners	726	726		726	100%	1/15/1996	8/1/1996	A Cmplt
GEK	801	Kerrigan Floatables Control	94SC005C	Fresh Creek Technologies						2/2/1996	2/2/1996	A N/A
GEK	609	Kerrigan Underwater Inspection & R	96PM002A	Holland Diving Service, Inc.	7	7	0	6	100%	2/15/1996	2/15/1996	A N/A
PAS	372	Emerald Drive Rehabilitation - Phase	93SC34G1	Nashville Oap Staff	12	12		12		2/26/1996	2/26/1996	A N/A
KAR	507	Biosolids Management Facility	91SC047C	Consoer Townsend Envirodyne	11963	11279	-1307	9972	15%	3/1/1996	6/28/1996	A Cmplt
PAS	373	Emerald Drive Rehabilitation - Phase	93SC34G2	Nashville Oap Staff	2	2	0	2	100%	3/11/1996	4/3/1996	A Cmplt
PAS	371	Haynes Park Rehabilitation - Phase 2	93SC34D2							5/7/1996	5/7/1996	A N/A
PAS	567	Madison Heights Rehabilitation	90SC070A	Nashville Oap Staff	1	1		1		5/20/1996	6/19/1996	A Cmplt
PAS	302	Goodlettsville/Mansker Creek	90SC0065	Barge, Waggoner, Sumner & Ca	0	0		0		5/20/1996	5/20/1996	A N/A
PAS	568	Rainbow Terrace Rehabilitation	90SC070B							5/20/1996	6/19/1996	A Cmplt
PAS	433	Basswood	91SC083B	The Chester Engineers, Inc.	45	45	7	51	100%	7/1/1996	7/1/1996	A N/A
PAS	413	Sunliner	90SC0081							7/1/1996	7/1/1996	A N/A
DWB	505	Stanley Street Equalization Basin	90SC0168	N/A						7/1/1996	7/1/1996	A N/A
PAS	220	Foster Avenue Sewer Rehabilitation	90SC110D	Garver Engineers / White-Taylor	62	62		62	100%	7/15/1996	3/10/1997	A Cmplt
PAS	471	Elissa Drive Sewer Rehabilitation	95SC012B	Smith Seckman Reid, Inc.	60	60	-2	58	100%	8/5/1996	9/26/1997	A Cmplt



**Metropolitan Government of Nashville and Davidson County
Department of Water and Sewerage Services
Nashville Overflow Abatement Program**

Sorted by Design Start

Engineering Services Single Source Document - Design Phase

Cost Data in 1000's

PM	Project Name	MWS Number	Subconsultant	LRE Budget	MWS Approved Budget	Amended Amount	Revised Approved Budget	Amount Invoiced	% Invoiced	Design Start Date	Design End Date	% Time Elapsed	
PAS	470	Wallace Road Sewer Rehabilitation	95SC012A	Barge, Waggoner, Sumner & Ca	115	115	-26	89	89	100%	8/21/1996 A	4/18/1997 A	Cmplt
PAS	574	Williamson Ferry Rehabilitation Pha	90SC057E	Nashville Oap Staff							8/26/1996 A	8/26/1996 A	N/A
MAB	402	Loves Branch Sewer Rehabilitation	90SC0066	HNTB Corporation	69	69	6	75	75	100%	8/28/1996 A	7/11/1997 A	Cmplt
PAS	623	Franklin Road Rehabilitation Phase	94SC059A	Ogden Environ. & Energy Svcs	150	150		150	148	99%	8/30/1996 A	9/30/1997 A	Cmplt
DWB	800	Washington CSO Demonstration Stu	94SC005B	N/A	0						10/28/1996 A	10/28/1996 A	N/A
PAS	580	Sims Branch Force Main Crossing	96SG0109	Consoer Townsend Envirodyne	20	20		20	20	100%	10/28/1996 A	1/20/1997 A	Cmplt
DWB	655	Katie Avenue Rehabilitation	91SC055A	Nashville Oap Staff							1/8/1997 A	9/17/1997 A	Cmplt
PAS	478	Wallace Road Sewer Upgrade	95SC12A1	Barge, Waggoner, Sumner & Ca	0						1/23/1997 A	4/18/1997 A	Cmplt
RNC	618	Demonbreun Storm Mgt. Phase 2	90SC147C	Gresham, Smith & Partners	606	606	629	1235	1235	100%	2/1/1997 A	8/1/1998 A	Cmplt
DSW	472	Patricia Drive Sewer Rehabilitation	95SC012C	Smith Seckman Reid, Inc.	60	60		60	46	77%	2/24/1997 A	4/30/1998 A	Cmplt
PAS	620	Second Avenue Tunnel	90SC0157	Consoer Townsend Envirodyne	1400	1400	-1	1399	1399	100%	3/7/1997 A	3/1/1998 A	Cmplt
MAB	621	Cowan Street Pumping Station	90SC0148	Tribble And Richardson, Inc.	129	129	10	139	139	100%	3/21/1997 A	12/31/1997 A	Cmplt
PAS	375	Drakes Branch Sewer Rehabilitation	93SC034C	Nashville Oap Staff	81						4/1/1997 A	3/16/1999 A	Cmplt
PAS	520	Brown's Creek Force Main Emergen	90SG168E	N/A							4/1/1997 A	4/1/1997 A	N/A
MAB	353	West End Sewer Rehabilitation - Pha	93SC026C	Sverdrup Civil Corporation	57						4/1/1997 A	3/16/1999 A	Cmplt
DSW	474	Wilhagen Rd. Sewer Rehabilitation	95SC012E	Barge, Waggoner, Sumner & Ca	63	63	-9	53	53	100%	5/22/1997 A	11/4/1998 A	Cmplt
DWB	700	Shelby Basin Study	90SC0150	Gresham, Smith & Partners							7/1/1997 A	7/1/1997 A	N/A
PAS	383	Eatons Creek Sewer Rehabilitation	93SC034E	Advanced Integrated Mgt Svcs, I	56	57		57	48	85%	7/1/1997 A	2/15/1999 A	Cmplt
DWB	617	Shelby Park Pumping Station	90SC150G	Gresham, Smith & Partners	235	235		235	214	91%	7/20/1997 A	1/31/1998 A	Cmplt
PAS	625	Fairgrounds Trunk Rehabilitation	94SC059B	U S Infrastructure, Inc.	115	115	-9	106	106	100%	8/15/1997 A	1/16/1998 A	Cmplt
PAS	314	Smith Springs Rehabilitation - Phase	90SC93D5	Nashville Oap Staff	12	0		0			9/3/1997 A	9/3/1997 A	N/A
PAS	631	Rivergate Sewer Rehabilitation	95SC0015	Grw Elrod Dunson, Inc.	60	60		60	60	100%	10/1/1997 A	N/A	753
DWB	816	Apex Street Storm Screening Facility	97SC0005	Arcadis Geraghty & Miller	100	91	8	99	99	100%	12/15/1997 A	9/5/1998 A	Cmplt



**Metropolitan Government of Nashville and Davidson County
Department of Water and Sewerage Services
Nashville Overflow Abatement Program**

Sorted by Design Start

Engineering Services Single Source Document - Design Phase

Cost Data in 1000's

PM	Project Name	MWS Number	Subconsultant	LRE Budget	MWS Approved Budget	Amended Amount	Revised Approved Budget	Amount Invoiced	% Invoiced	Design Start Date	Design End Date	% Time Elapsed
	441 Mill Creek Sewer Upgrade Phase 2	96SG110B	Smith Seckman Reid, Inc.	845	845	-77	768	783	102%	1/21/1998 A	4/4/2002 A	Cmplt
PAS	445 Mill Creek Sewer Upgrade Phase 1	96SG110A	Smith Seckman Reid, Inc.							1/21/1998 A	6/12/2000 A	Cmplt
DAJ	541 Whites Creek Blower Improvements	98SG007A	Consoer Townsend Envirodyne	34	34		34	34	100%	No Design	7/24/1998 A	
PAS	386 Aldrich Lane Sewer Rehabilitation	93SC034J	Advanced Integrated Mgt Svcs, I	54	54		54	54	100%	4/27/1998 A	N/A	633
PAS	634 Shelby Park / Inglewood Rehabilitati	90SC150B	Gresham, Smith & Partners	199	199		199	197	99%	6/19/1998 A	12/1/1998 A	Cmplt
PAS	635 Inglewood Trunk Sewer Rehabilitati	90SC150C								6/19/1998 A	3/30/2003 A	Cmplt
DSW	476 Donelson Plaza Sewer Rehabilitation	95SC012G	Smith Seckman Reid, Inc.	22	22		22	8	35%	7/8/1998 A	1/20/1999 A	Cmplt
PAS	627 Fairgrounds Basin Rehabilitation Ph	94SC059C	E. Roberts Alley & Associates, I	190	190		190	143	75%	7/29/1998 A	N/A	1245
DAJ	530 CWWTP Miscellaneous Improvemen	98SG0005	Consoer Townsend Envirodyne	700	700	258	958	945	99%	9/15/1998 A	N/A	1780
PAS	575 Williamson Ferry Rehabilitation Pha	98SG0190	Nashville Oap Staff	4						9/21/1998 A	10/19/1998 A	Cmplt
PAS	576 Neely's Bend Rehabilitation	98SG0189								9/21/1998 A	10/19/1998 A	Cmplt
PAS	855 I-24/65 Regulator	94SC005D	Consoer Townsend Envirodyne							10/1/1998 A	2/28/1999 A	Cmplt
PAS	481 Wallace Road Sewer Rehabilitation -	95SC12A3	Barge, Waggoner, Sumner & Ca							10/6/1998 A	2/11/1999 A	Cmplt
PAS	480 Wallace Road Sewer System Rehabil	95SC12A2	Barge, Waggoner, Sumner & Ca							10/6/1998 A	11/4/1998 A	Cmplt
DSW	473 Larchwood Sewer Rehabilitation	95SC012D	Smith Seckman Reid, Inc.	85	85		85	63	75%	11/9/1998 A	10/30/2000 A	Cmplt
DSW	475 Glenrose Sewer Rehabilitation	95SC012F	Barge, Waggoner, Sumner & Ca	104	104	-22	82	82	100%	11/23/1998 A	4/14/2000 A	Cmplt
PAS	629 Dry Creek/Armstrong Rehabilitation	95SC0014	Elrod-Dunson, Inc.	179	179		179	164	91%	12/21/1998 A	12/20/2000 A	Cmplt
	393 Whites Creek I/I Phase 1,2,3,4	93SC034K	Arcadis Geraghty & Miller							2/15/1999 A	9/28/1999 A	Cmplt
PAS	290 Hermitage Hills Sewer Rehabilitatio	99SG09A1								6/23/1999 A	N/A	2409
PAS	496 Hermitage Hills Sewer Rehabilitatio	99SG09A2	Metro. Dept. Of Water Services	5						6/23/1999 A	5/24/2000 A	Cmplt
PAS	810 First Ave CSO Connections	97SC0006	Consoer Townsend Envirodyne	72	72		72	51	70%	10/1/1999 A	11/17/1999 A	Cmplt
PAS	650 Basswood/American Road Rehabil	91SC083C	Nashville Oap Staff	39						11/19/1999 A	2/15/2001 A	Cmplt
PAS	491 Tulip Grove Sewer Rehabilitation	99SG009B	Metro. Dept. Of Water Services	25						4/1/2000 A	5/31/2001 A	Cmplt



**Metropolitan Government of Nashville and Davidson County
Department of Water and Sewerage Services
Nashville Overflow Abatement Program**

Sorted by Design Start

Engineering Services Single Source Document - Design Phase

Cost Data in 1000's

PM	Project Name	MWS Number	Subconsultant	LRE Budget	MWS Approved Budget	Amended Amount	Revised Approved Budget	Amount Invoiced	% Invoiced	Design Start Date	Design End Date	% Time Elapsed
	628 Fairgrounds Basin Rehabilitation Ph	94SC059D	E. Roberts Alley & Associates, I	127	127	12	139	139	100%	8/9/2000 A	2/15/2002 A	Cmplt
PAS	354 West End Sewer Rehabilitation - Pha	93SC026E	Nashville Oap Staff	50						12/21/2000 A	3/31/2001 A	Cmplt
PAS	477 Richards Road/Apache Trail Rehabil	95SC012H	Barge, Waggoner, Sumner & Ca	72	72	-15	56	40	70%	2/2/2001 A	9/13/2001 A	Cmplt
PAS	487 McCrory Creek/Smith Springs Equip	01SG011A	Consoer Townsend Envirodyne	88	88	12	100	102	102%	3/5/2001 A	7/3/2001 A	Cmplt
PAS	595 Brookwood Terrace	93SC025D	Metro. Dept. Of Water Services							7/1/2001 A	8/31/2001 A	Cmplt
PAS	590 Davidson Branch - Ph 4	90SC069E	Metro. Dept. Of Water Services							7/10/2001 A	10/31/2001 A	Cmplt
	830 Schrader Separation	94SC005E	Gresham, Smith & Partners	849	99		99	99	100%	10/15/2001 A	N/A	71
PAS	637 Shelby Park-Inglewood Rehab Ph. 3	90SC150D	Gresham, Smith & Partners	103	103		103	103	100%	10/29/2001 A	5/3/2002 A	Cmplt
PAS	695 Gibson Creek - Graycroft	93SC088D	Gresham, Smith & Partners	59	59		59	59	100%	10/29/2001 A	3/22/2002 A	Cmplt
PAS	680 Clifton Park- Cockrill Bend	93SC028K	Sverdrup Civil Corporation	45	45		45	44	99%	10/29/2001 A	8/6/2002 A	Cmplt
DSW	705 Mill Creek - Seven Mile Creek	95SC012K	Barge, Waggoner, Sumner & Ca	81	81		81	75	92%	11/26/2001 A	8/19/2002 A	Cmplt
	850 Benedict & Crutcher Separation	94SC005G	Sverdrup Civil Corporation	500	45		45	44	97%	12/17/2001 A	N/A	88
PAS	493 Scotts Hollow Sewer Rehabilitation	99SG009D	Metro. Dept. Of Water Services	133						2/4/2002 A	1/13/2003 A	Cmplt
PAS	215 West Park PS Screens	02SG009C						5		2/14/2002 A	3/15/2002 A	Cmplt
DSW	710 Mill Creek - Hopedale	95SC012L	Barge, Waggoner, Sumner & Ca	29	29		29	28	97%	3/18/2002 A	2/23/2003 A	Cmplt
PAS	585 Cleece's Ferry - Phase 3	90SC060E	Fowlkes & Associates Architects	40	40		40	40	100%	4/15/2002 A	5/22/2003 A	Cmplt
DSW	720 Richland Creek / Lynnwood Blvd.	93SC025K	Nashville Oap Staff							5/6/2002 A	3/30/2003 A	Cmplt
	640 Fairgrounds Basin Rehabilitation Ph	94SC059F	E. Roberts Alley & Associates, I							9/5/2002 A	10/14/2003 A	Cmplt
	630 Fairgrounds Basin Rehabilitation Ph	94SC059E	E. Roberts Alley & Associates, I	156	156	5	161	160	99%	9/5/2002 A	10/14/2003 A	Cmplt
	715 Richland Creek / Sylvan Park Phase	93SC25J1	Barge, Waggoner, Sumner & Ca	67	67	9	76	76	100%	9/16/2002 A	8/22/2003 A	Cmplt
	716 Richland Creek / Sylvan Park Phase	93SC25J2								9/16/2002 A	9/22/2004 A	Cmplt
	696 Dry Creek - Madison Blvd.	93SC088E								10/7/2002 A	8/26/2004 A	Cmplt
PAS	573 Dry Creek- Vandiver Sewer Rehabili	95SC014D								10/7/2002 A	11/30/2003 A	Cmplt



**Metropolitan Government of Nashville and Davidson County
Department of Water and Sewerage Services
Nashville Overflow Abatement Program**

Sorted by Design Start

Engineering Services Single Source Document - Design Phase

Cost Data in 1000's

PM	Project Name	MWS Number	Subconsultant	LRE Budget	MWS Approved Budget	Amended Amount	Revised Approved Budget	Amount Invoiced	% Invoiced	Design Start Date	Design End Date	% Time Elapsed
PAS	466 Omohundro WTP Separation	98SC014B	Gresham, Smith & Partners	26	26		26	21	80%	11/15/2002 A	4/30/2003 A	Cmplt
PAS	583 Mill Crk - Briley/Sims Branch Reha	95SC012P	Gresham, Smith & Partners	68	68		68	68	100%	1/27/2003 A	3/19/2004 A	Cmplt
DSW	718 Richland Creek - Vaughn's Gap	93SC025N	Gresham, Smith & Partners	68	68		68	68	100%	1/27/2003 A	10/31/2003 A	Cmplt
PAS	717 Richland Creek - Tyne Blvd.	93SC025M	Thomas Miller & Partners, Llc	43	43		43	39	91%	1/27/2003 A	7/30/2003 A	Cmplt
PAS	632 Dry Creek - Edenvold Road	03SG0049	Nashville Oap Staff							2/16/2003 A	4/15/2003 A	Cmplt
PAS	821 Davidson Branch P.S. Imprvments	02SG0166	Barge, Waggoner, Sumner & Ca							3/10/2003 A	3/15/2004 A	Cmplt
	586 Cleece's Ferry P.S. Imprvments	02SG0167	Barge, Waggoner, Sumner & Ca							3/10/2003 A	3/15/2004 A	Cmplt
PAS	818 Chickering Road Rehabilitation	03SG0043	Nashville Oap Staff							5/1/2003 A	5/16/2003 A	Cmplt
PAS	549 Dry Creek WWTP Optimization - P.	97SG0082								6/23/2003 A	11/19/2004 A	Cmplt
PAS	550 Dry Creek WWTP Optimization Pha	97SG0081	Sverdrup Civil Corporation	370	370	143	514	568	111%	6/23/2003 A	2/2/2004 A	Cmplt
PAS	759 Sulfide System Equip / Rehab 04	TBD								No Design	N/A	
	665 Joelton - O.F. 145	TBD	N/A	30						7/1/2003 A	N/A	836
PAS	852 Benedict & Crutcher Regulator Pipin	94SC05G1	Sverdrup Civil Corporation							8/18/2003 A	N/A	14124
DAJ	540 Whites Creek WWTP Optimization	02SG0007	Sverdrup Civil Corporation	153	153	-2	151	148	98%	10/1/2003 A	7/1/2004 A	Cmplt
	495 Langford Farms Sewer Rehabilitatio	99SG009F	Metro. Dept. Of Water Services	120						10/1/2003 A	3/8/2004 A	Cmplt
	887 Barker Road Rehab	03SC0136	Barge, Waggoner, Sumner & Ca	81	81		81	81	100%	11/24/2003 A	1/21/2005 A	Cmplt
	885 Dry Creek Rehab	95SC014A	Metro. Dept. Of Water Services							12/1/2003 A	1/31/2006 A	Cmplt
	494 Dodson Chapel Sewer Rehabilitation	99SG009E	N/A	210						2/1/2004 A	9/28/2005 A	Cmplt
PAS	548 Dry Creek WWTP Optimization - Ae	97SG0083								3/1/2004 A	11/19/2004 A	Cmplt
	891 Richland Creek - Charlotte Pike Pipe	93SC25P1	Thomas Miller & Partners, Llc	0	0		0			4/26/2004 A	3/31/2006 A	Cmplt
	886 Richland Creek - Charlotte Pike Reh	93SC025P	Thomas Miller & Partners, Llc	49	49	38	87	74	85%	4/26/2004 A	5/31/2005 A	Cmplt
	826 Manhole Rehabilitation 2004	03SG0224								7/1/2004 A	8/17/2004 A	Cmplt
	656 Lower East Nashville - Phase 2	91SC055B	Metro. Dept. Of Water Services	200						10/10/2004 A	4/18/2006 A	Cmplt



**Metropolitan Government of Nashville and Davidson County
Department of Water and Sewerage Services
Nashville Overflow Abatement Program**

Sorted by Design Start

Engineering Services Single Source Document - Design Phase

Cost Data in 1000's

PM	Project Name	MWS Number	Subconsultant	LRE Budget	MWS Approved Budget	Amended Amount	Revised Approved Budget	Amount Invoiced	% Invoiced	Design Start Date	Design End Date	% Time Elapsed
	315	Smith Springs EQ	90SC093K	Black & Veatch	162	162	162	173	107%	10/18/2004 A	4/4/2005 A	Cmplt
	316	Smith Springs Rehabilitation Phase 6	90SC93K1							10/18/2004 A	1/4/2006 A	Cmplt
	685	Franklin Rd Ph 2 - O.F. 341	94SC59A1	Barge, Waggoner, Sumner & Ca	159	159	159	90	57%	12/13/2004 A	10/7/2005 A	Cmplt
	730	Loves Branch Sewer Rehabilitation P	90SC066A	Barge, Waggoner, Sumner & Ca	127	127	0	86	68%	12/13/2004 A	7/12/2005 A	Cmplt
	890	Wallace Lane Sewer Rehab	04SG0093	Metro. Dept. Of Water Services						2/1/2005 A	4/11/2005 A	Cmplt
	498	Dodson Chapel EQ & PS	99SG009K	Gresham, Smith & Partners	184	184	37	217	98%	3/9/2005 A	11/11/2005 A	Cmplt
PAS	836	Boscobel Screen	94SC05F1	N/A	100					No Design	N/A	
	837	Boscobel CSO - Village Court Sewer	94SC05F1	Arcadis Geraghty & Miller	76	76	18	94	100%	10/4/2005 A	7/1/2007 A	Cmplt
	403	Hurricane Creek Pump Station Impr	90SC075A	Brown and Caldwell	75	72	16	89	102%	12/1/2005 A	10/23/2006 A	Cmplt
	827	Manhole Rehabilitation 2005	03SG2241							12/1/2005 A	1/20/2006 A	Cmplt
	638	Inglewood Rehabilitation Ph. 4	90SC150H	Barge, Waggoner, Sumner & Ca	84	84	84	53	63%	2/7/2006 A	10/30/2006 A	Cmplt
	888	Barker Road / Omohundro EQ	03SC136A	Black & Veatch	191	191	179	368	100%	2/23/2006 A	10/8/2008 A	Cmplt
	775	Visco Drive Overflow Corrections	TBD	N/A	350					No Design	N/A	
	427	28th Avenue Rehabilitation - Phase	91SC036D							3/6/2006 A	N/A	Cmplt
	889	Davidson Branch Rehab Ph 5	90SC069F	Metro. Dept. Of Water Services	50					3/17/2006 A	7/21/2006 A	Cmplt
	426	28th Avenue Rehabilitation - Phase	91SC036B	Gresham, Smith & Partners	200	223	223	136	61%	4/6/2006 A	8/30/2007 A	Cmplt
	651	Basswood / West Park EQ	05SC0033	Brown and Caldwell	450	167	81	260	105%	6/1/2006 A	N/A	Cmplt
	1000	100 Oaks Sewer Repair (Not OAP R	06SG0054							6/3/2006 A	6/4/2006 A	Cmplt
	892	Hurricane Creek Sewer Rehabilitatio	90SC075B	Metro. Dept. Of Water Services						6/16/2006 A	6/29/2006 A	Cmplt
	1002	Manhole Rehabilitation 2006	03SG2242	Consoer Townsend Envirodyne	25	0	0			8/1/2006 A	9/15/2006 A	Cmplt
	492	Hermitage Area Sewer Rehabilitation	99SG009C	N/A	100					8/2/2006 A	11/10/2006 A	Cmplt
	1005	OAP Program Assistance - BWSC	06SC0130							No Design	N/A	
	1004	OAP Program Assistance - CDM	06SC0129							No Design	N/A	



**Metropolitan Government of Nashville and Davidson County
Department of Water and Sewerage Services
Nashville Overflow Abatement Program**

Sorted by Design Start

Engineering Services Single Source Document - Design Phase

Cost Data in 1000's

PM	Project Name	MWS Number	Subconsultant	LRE Budget	MWS Approved Budget	Amended Amount	Revised Approved Budget	Amount Invoiced	% Invoiced	Design Start Date	Design End Date	% Time Elapsed	
	1003	OAP Program Assistance - CTEE	06SC0128							No Design	N/A		
PAS	851	Benedict & Crutcher Screen	94SC05G3	N/A	100					No Design	N/A		
DSW	831	Schrader Regulator Screens	94SC05E2	N/A	100					No Design	N/A		
	1006	OAP Construction Services Assistan	06SC0144							No Design	N/A		
	815	Washington Regulator Improvements	94SC005B	Consoer Townsend Envirodyne	500					No Design	N/A		
	814	Washington Regulator Improvements	94SC005B	Consoer Townsend Envirodyne	630	630	166	796	738	93%	12/18/2006 A	N/A	Cmplt
	1007	Langford Farms Sewer Rehabilitatio	99SG009G							No Design	N/A		
PAS	397	Whites Creek Trunk Sewer	TBD							No Design	N/A		
	1008	Berwick Trail Rehabilitation Phase 2	90SC076B							No Design	N/A		
	1010	West End Sewer Rehabilitation Phas	93SC26F							No Design	N/A		
	1009	Mill Creek 36" Trunk Repair	06SC0185	Barge, Waggoner, Sumner & Ca	152	152	38	190	186	98%	7/6/2007 A	N/A	Cmplt
	1015	Area-wide SSO Rehabilitation Conti	07SG0093							No Design	N/A		
	880	Rehabilitation FY 2008 Projects	TBD							No Design	N/A		
	1014	Lakewood Area Sewer System Rehab	07SG0092							No Design	N/A		
	488	McCrory Creek Equalization Basin	90SC063A	N/A	250					No Design	N/A		
	657	Lower East Nashville - Phase 3	91SC055C	N/A	175					1/11/2008 A	N/A	Cmplt	
	542	Whites Creek WWTP Disinfection	06SC0188							No Design	N/A		
	387	Whites Creek Pumping Station	93SC034T	N/A	450					No Design	N/A		
	1016	Long Term Control Plan	08SC0004							No Design	N/A		
	1018	PARTHENON AREA/MURPHY R	08SC0020							No Design	N/A		
	881	Rehabilitation FY 2009 Projects	TBD							No Design	N/A		
PAS	893	Hurricane Creek Equalization Basin	TBD							No Design	N/A		
	1019	Kerrigan Trash Trap Refurbishment	08SG0097							No Design	N/A		



Metropolitan Government of Nashville and Davidson County
Department of Water and Sewerage Services
Nashville Overflow Abatement Program

Sorted by Design Start

Engineering Services Single Source Document - Design Phase

Cost Data in 1000's

<i>PM</i>	<i>Project Name</i>	<i>MWS Number</i>	<i>Subconsultant</i>	<i>LRE Budget</i>	<i>MWS Approved Budget</i>	<i>Amended Amount</i>	<i>Revised Approved Budget</i>	<i>Amount Invoiced</i>	<i>% Invoiced</i>	<i>Design Start Date</i>	<i>Design End Date</i>	<i>% Time Elapsed</i>
	1017 CAP/ER	08SC0006								No Design	N/A	
PAS	489 McCrory Creek Equalization Basin #	90SC063B								No Design	N/A	
PAS	882 Rehabilitation FY 2010 Projects	TBD								No Design	N/A	
PAS	896 Barker Road / Omohundro Equalizat	03SC136C								No Design	N/A	
	883 Rehabilitation FY 2011 Projects	TBD								No Design	N/A	
DSW	813 Washington Regulator Improvements	94SC005B								No Design	N/A	
PAS	652 Basswood / West Park Equalization	05SC033B								No Design	N/A	
	835 Boscobel Separation	94SC005F	N/A	600						No Design	N/A	
PAS	499 Dodson Chapel Equalization Basin #	TBD								No Design	N/A	

***V. PROGRAM CONTRACTS
ADMINISTRATION***

VI. PROGRAM CONSTRUCTION

Construction Single Source Document

(Schedule & Cost Data for the Construction Phase of all projects in the Program)



**Metropolitan Government of Nashville and Davidson County
 Department of Water and Sewerage Services
 Nashville Overflow Abatement Program**

Sorted by Construction Start

Construction Contracts Single Source Document

Cost Data in 1000's

<i>PM</i>	<i>Project Name</i>	<i>MWS Number</i>	<i>Contractor</i>	<i>LRE Budget</i>	<i>Base Construct Budget</i>	<i>Approved Change Authoriz.</i>	<i>Revised Construct Budget</i>	<i>Amount Invoiced</i>	<i>% Invoiced</i>	<i>Construct Start Date</i>	<i>Construct End Date</i>	<i>% Time Elapsed</i>
	121 Rain Gage Alert System Implementat	90SC04A1										
PAS	322 Gibson Creek Sewer Rehabilitation	93SC0088	N/A	0	0		0					
MAB	327 West End System Rehabilitation Des	93SC0026	N/A	0	0		0					
PAS	329 Clifton Park Sewer Rehabilitation	93SC0028	N/A	0	0		0					
PAS	374 Buena Vista Sewer Rehabilitation	93SC034B										
PAS	388 Upper Whites Creek Basin Study	93SC0034										
	407 Hurricane Creek	90SC0075	N/A	0	0		0					
PAS	408 Berwick Trail	90SC076C	N/A	0	0		0					
PAS	409 Holiday Travel Park	90SC0077	N/A	0								
PAS	410 Riverside Sewer Rehabilitation Desi	90SC0078										
PAS	412 Harpeth Trace Pumping Station	90SC0080	N/A	0	0		0					
PAS	413 Sunliner	90SC0081	N/A	0								
PAS	414 The Lakes Pumping Station	90SC0082	N/A	0	0		0					
PAS	415 Hunters Branch Pumping Station	90SC0083	N/A	0	0		0					
GEK	416 Paragon Mills	90SC0091	N/A	0	0		0					
PAS	421 Brown's Creek Force Main East Seg	90SC06B1	N/A	0								
PAS	422 Brown's Creek Force Main North Se	90SC06B2	N/A	0								
DWB	430 Katie Avenue Planning	91SC0055	N/A	0	0		0					
PAS	433 Basswood	91SC083B	N/A	0	0		0					
PAS	470 Wallace Road Sewer Rehabilitation	95SC012A	N/A	0	0		0					
	492 Hermitage Area Sewer Rehabilitation	99SG009C	125th Arcom	1200	0		0					
KAR	501 Central WWTP Design	90SC0005	N/A	0								
DWB	504 Brown's Creek Modeling	90SC006D	N/A	0								



**Metropolitan Government of Nashville and Davidson County
 Department of Water and Sewerage Services
 Nashville Overflow Abatement Program**

Sorted by Construction Start

Construction Contracts Single Source Document

Cost Data in 1000's

<i>PM</i>	<i>Project Name</i>	<i>MWS Number</i>	<i>Contractor</i>	<i>LRE Budget</i>	<i>Base Construct Budget</i>	<i>Approved Change Authoriz.</i>	<i>Revised Construct Budget</i>	<i>Amount Invoiced</i>	<i>% Invoiced</i>	<i>Construct Start Date</i>	<i>Construct End Date</i>	<i>% Time Elapsed</i>
DWB	505	Stanley Street Equalization Basin	90SC0168	N/A								
KAR	506	Equipment/Vehicle Maintaince Facil	88WC130A	N/A								
RCC	601	Cumberland River Modeling & Stud	90SC004E									
DSW	604	Water Quality Studies	99SC004A									
	605	Cumberland River Siphons Investiga	99PM02B1	125th Arcom	0	0	0					
dsw	606	Tributary Streams Study - Phase II	99SC0004									
ACN	607	Whites Creek Manhole Survey	95SC04C1									
DSW	608	Cumberland Tributary Study	95SC0004	N/A		-510						
GEK	609	Kerrigan Underwater Inspection & R	96PM002A	N/A								
GEK	610	Kerrigan CSO Study	94SC005A									
PAS	613	Ellington Parkway Storm Sewer	90SC0156	N/A	0	0	0					
DWB	615	CSO Modeling Study	90SC0115	N/A	0							
VDT	622	Pump Station Modeling	93PM002A	N/A	0							
	755	System-Wide Corrosion/Odor Study	99SG010P	125th Arcom	250	0	0					
PAS	759	Sulfide System Equip / Rehab 04	TBD		800							
DSW	802	Kerrigan CSO Study	94SC05A1	N/A								
	898	Engineering - CSO FY 07 Projects	TBD									
VDT	913	MWS/OAP Program Management										
VDT	914	MWS/OAP Program Management										
VDT	915	MWS/OAP Program Management										
VDT	916	MWS/OAP Program Management										
VDT	917	MWS/OAP Program Management										
VDT	918	MWS/OAP Program Management										



**Metropolitan Government of Nashville and Davidson County
Department of Water and Sewerage Services
Nashville Overflow Abatement Program**

Sorted by Construction Start

Construction Contracts Single Source Document

Cost Data in 1000's

<i>PM</i>	<i>Project Name</i>	<i>MWS Number</i>	<i>Contractor</i>	<i>LRE Budget</i>	<i>Base Construct Budget</i>	<i>Approved Change Authoriz.</i>	<i>Revised Construct Budget</i>	<i>Amount Invoiced</i>	<i>% Invoiced</i>	<i>Construct Start Date</i>	<i>Construct End Date</i>	<i>% Time Elapsed</i>	
PAS	405	West Park Pump Station/Force Main/	86SC16A2	W. L. Hailey & Company, Inc.	8912	8912		8912	8912	100%	06/01/89 A	7/1/1991 A	Cmplt
PAS	103	Canter Chase	88SG0111	W. L. Hailey & Company, Inc.	45	45		45	45	100%	05/01/90 A	9/1/1990 A	Cmplt
PAS	110	Cedar Cliff Sewer	86SG0087	Hornbuckle Plumbing	147	147		147	147	100%	05/29/90 A	10/31/1990 A	Cmplt
PAS	105	Rainbow Terrace	90SG0098	Metro. Dept. Of Water Services	46	46		46	46	100%	06/26/90 A	10/24/1990 A	Cmplt
PAS	102	Whites Creek Pumping Station	86SC16A5	W. L. Hailey & Company, Inc.	526	526		526	526	100%	12/02/90 A	6/30/1991 A	Cmplt
PAS	112	Park Circle/Lakewood Sewer	90SG0028	Hornbuckle Plumbing	126	126		126	126	100%	12/30/90 A	5/29/1991 A	Cmplt
PAS	117	Brookwood Terrace Rehabilitation	89SG0106	Midsouth Partners, Inc.	140	140		140	140	100%	03/08/91 A	7/5/1991 A	Cmplt
PAS	111	Cloverbottom Pumping Station	90SC0056	Metro. Dept. Of Water Services	33	33		33	33	100%	05/14/91 A	11/1/1991 A	Cmplt
DWB	104	23rd Avenue Pumping Station	90SG0038	CBM Enterprises, Inc.	200	200		200	200	100%	06/01/91 A	10/1/1991 A	Cmplt
PAS	406	McCrory Creek Pumping Station	90SC0063	W. Rogers Company	3443	3403	40	3443	3443	100%	07/22/91 A	9/21/1992 A	Cmplt
PAS	118	Post Road Sewer	89SG0050	Meadows Excavating	318	318		318	318	100%	08/16/91 A	1/12/1992 A	Cmplt
PAS	116	Bordeaux Hills Pumping Station & F	90SC0058	W. L. Hailey & Company, Inc.	888	888	-17	871	871	100%	08/19/91 A	4/30/1992 A	Cmplt
DWB	108	Metro Center Pumping Station	90SC0054	Jim Skaggs, Inc.	498	498	-6	492	492	100%	11/11/91 A	4/9/1992 A	Cmplt
PAS	417	McCrory Creek Force Main	90SC0064	Conrad Construction Company	1653	1653	-199	1454	1454	100%	11/19/91 A	8/15/1992 A	Cmplt
PAS	418	Sims Branch Force Main	90SC064A	Conrad Construction Company	1776	1776	47	1824	1824	100%	11/19/91 A	8/15/1992 A	Cmplt
GEK	109	Bell Forge Pumping Station	90SC0055	W. L. Hailey & Company, Inc.	172	169	4	172	172	100%	02/10/92 A	7/9/1992 A	Cmplt
ACN	516	Air Quality Permitting	91SC47A1								03/01/92 A		232
DWB	113	Williamson Ferry Pumping Station	90SC057A	Lincoln Utility Contractors Co.	101	101	-2	99	99	100%	03/30/92 A	7/28/1992 A	Cmplt
PAS	114	Cleece's Ferry Pumping Station	90SC060A	Lincoln Utility Contractors Co.	102	102		102	102	100%	03/30/92 A	7/28/1992 A	Cmplt
PAS	115	Madison Heights Pumping Station	90SC0070	Lincoln Utility Contractors Co.	34	31	3	34	34	100%	04/06/92 A	7/5/1992 A	Cmplt
PAS	204	River Retreat Pumping Station	89SC0136	W. L. Hailey & Company, Inc.	972	972		972	972	100%	04/20/92 A	11/16/1992 A	Cmplt
PAS	419	Whites Creek Force Main	90SC0120	W. L. Hailey & Company, Inc.	428	428	-13	415	415	100%	04/20/92 A	11/16/1992 A	Cmplt
PAS	106	Neely's Bend Pumping Station / Forc	90SC0071	CBM Enterprises, Inc.	781	770	11	781	781	100%	05/18/92 A	11/14/1992 A	Cmplt



**Metropolitan Government of Nashville and Davidson County
Department of Water and Sewerage Services
Nashville Overflow Abatement Program**

Sorted by Construction Start

Construction Contracts Single Source Document

Cost Data in 1000's

<i>PM</i>	<i>Project Name</i>	<i>MWS Number</i>	<i>Contractor</i>	<i>LRE Budget</i>	<i>Base Construct Budget</i>	<i>Approved Change Authoriz.</i>	<i>Revised Construct Budget</i>	<i>Amount Invoiced</i>	<i>% Invoiced</i>	<i>Construct Start Date</i>	<i>Construct End Date</i>	<i>% Time Elapsed</i>	
GEK	107 Clearlake/Harbourtown Planning / D	90SC059A	Atkins Construction Company	1127	1097	31	1127	1127	100%	05/18/92	11/14/1992	A	Cmplt
PAS	207 Davidson Branch Pumping Station	90SC069C	W. L. Hailey & Company, Inc.	340	338	2	340	340	100%	05/25/92	10/22/1992	A	Cmplt
KAR	509 CWWTP Excavation of Areas 2,3,13	90SC05X1	Alman Construction Co.	768	768	-31	737	737	100%	06/15/92	9/23/1992	A	Cmplt
PAS	301 Smith Springs Pumping Station & E	90SC093C	3-D Enterprises	3622	3378	244	3622	3622	100%	07/06/92	5/2/1994	A	Cmplt
KAR	508 CWWTP Thermal Ash Removal	90SC005X	M. R. Dillard	355	319	36	355	355	100%	07/20/92	10/18/1992	A	Cmplt
PAS	210 Kenner Ave. Lining	90SC0085	Midsouth Partners, Inc.	228	228	-40	188	188	100%	08/03/92	10/9/1992	A	Cmplt
GEK	206 Nolensville Road Pipe	90SC110B	Jim Skaggs, Inc.	239	207	32	239	239	100%	08/17/92	1/22/1993	A	Cmplt
PAS	202 May Drive Trunk Sewer	90SC0092	T & S Piping, Inc.	471	377	94	471	471	100%	08/24/92	12/22/1992	A	Cmplt
PAS	211 Vandiver Pumping Station & Force	90SC0184	Arnold Construction Company	750	750	-4	746	746	100%	08/31/92	11/15/1993	A	Cmplt
PAS	401 Dry Creek Plant & Equalization Basi	89SC0092	Sce, Inc.	22444	22444	0	22444	22444	100%	08/31/92	1/1/2000	A	Cmplt
PAS	310 Smith Springs Force Main & Receivi	90SC093A	W. L. Hailey & Company, Inc.	2006	1866	139	2006	2006	100%	09/08/92	7/5/1993	A	Cmplt
GEK	305 McCabe Richland Interceptor Sewer	90SC0112	Bryant Electric Co., Inc.	9604	7628	1976	9604	9604	100%	09/21/92	1/16/1995	A	Cmplt
ACN	556 CWWTP Asbestos Abatement	90SC005Y	Levy Industrial Contractors, Inc.	59	55	5	59	59	100%	10/05/92	11/2/1992	A	Cmplt
KAR	552 CWWTP - Main Plant Improvements	90SC005A	Mortenson/Hailey - A Joint Ventu	87362	79369	8648	88017	88766	101%	10/12/92	1/1/2000	A	Cmplt
PAS	143 Clearlake/Harbourtown - Contract A	90SC59BC	Midsouth Partners, Inc.	444	444	0	444	444	100%	10/26/92	2/18/1993	A	Cmplt
PAS	144 Williamson Ferry Lining	90SC57BC	Midsouth Partners, Inc.	33	33		33	33	100%	10/26/92	2/18/1993	A	Cmplt
PAS	145 Cleece's Ferry Lining	90SC60BC	Midsouth Partners, Inc.	20	20		20	20	100%	10/26/92	2/18/1993	A	Cmplt
PAS	146 Nolensville Road Lining	90SC069B	W. L. Hailey & Company, Inc.	211	211	-36	175	175	100%	11/16/92	3/1/1993	A	Cmplt
GEK	147 Davidson Branch Lining	90SC110C	W. L. Hailey & Company, Inc.	98	98		98	98	100%	11/16/92	3/1/1993	A	Cmplt
PAS	101 Bordeaux Hospital Pumping Station	90SG0062	Bolden Pipe Construction Comp	77	77		77	77	100%	11/30/92	6/23/1993	A	Cmplt
PAS	201 Buena Vista Pumping Station	90SC0072	Bolden Pipe Construction Comp	195	195	9	204	204	100%	11/30/92	6/23/1993	A	Cmplt
GEK	208 Hopedale	90SC0074	Midsouth Partners, Inc.	740	728	13	740	740	100%	11/30/92	5/25/1994	A	Cmplt
PAS	303 Gibson Creek - Trunk Sewer & Force	90SC136A	W. L. Hailey & Company, Inc.	3375	3232	143	3375	3375	100%	11/30/92	12/2/1993	A	Cmplt



**Metropolitan Government of Nashville and Davidson County
Department of Water and Sewerage Services
Nashville Overflow Abatement Program**

Sorted by Construction Start

Construction Contracts Single Source Document

Cost Data in 1000's

<i>PM</i>	<i>Project Name</i>	<i>MWS Number</i>	<i>Contractor</i>	<i>LRE Budget</i>	<i>Base Construct Budget</i>	<i>Approved Change Authoriz.</i>	<i>Revised Construct Budget</i>	<i>Amount Invoiced</i>	<i>% Invoiced</i>	<i>Construct Start Date</i>	<i>Construct End Date</i>	<i>% Time Elapsed</i>	
PAS	209	West Linden Sewer Rehabilitation	90SC0087	W. L. Hailey & Company, Inc.	1182	1144	38	1182	1182	100%	12/14/92 A	5/13/1993 A	Cmplt
PAS	205	Oak Valley Drive Rehabilitation	90SC0086	Midsouth Partners, Inc.	371	194		194	194	100%	12/28/92 A	2/26/1993 A	Cmplt
PAS	321	Gibson Creek Pumping Station	90SC136C	W. Rogers Company	3525	3513	13	3525	3525	100%	01/04/93 A	6/22/1994 A	Cmplt
PAS	306	Maplehurst Pipe	90SC088A	Alman Construction Co.	243	243	-39	205	205	100%	02/15/93 A	9/16/1993 A	Cmplt
KAR	553	CWWTP - Outfall	90SC005B	W. L. Hailey & Company, Inc.	3599	3315	228	3543	3543	100%	04/01/93 A	8/13/1995 A	Cmplt
PAS	312	Smith Springs Rehabilitation - Phase	90SC93D1	W. L. Hailey & Company, Inc.	389	389	-25	364	364	100%	06/10/93 A	8/24/1993 A	Cmplt
GEK	149	Maplehurst Rehabilitation	90SC088B	W. L. Hailey & Company, Inc.	270	270	-15	256	256	100%	07/06/93 A	9/19/1993 A	Cmplt
GEK	450	Paragon Mills Relief Sewer	90SC91B1	W. L. Hailey & Company, Inc.	1835	1818	18	1835	1835	100%	07/19/93 A	6/9/1994 A	Cmplt
KAR	554	CWWTP - Piping	90SC005G	W. L. Hailey & Company, Inc.	2813	2813	-539	2275	2275	100%	08/09/93 A	10/3/1994 A	Cmplt
KAR	555	CWWTP -Brown's Creek Force Main	90SC6B2A	W. L. Hailey & Company, Inc.	863	863		863	863	100%	08/09/93 A	10/3/1994 A	Cmplt
GEK	451	Paragon Mills Sewer Lining	90SC91B2	Midsouth Partners, Inc.	544	544	-7	536	536	100%	08/16/93 A	11/13/1993 A	Cmplt
PAS	420	Brown's Creek Force Main River Cro	90SC006C	W. L. Hailey & Company, Inc.	2215	2215	-91	2124	2124	100%	09/07/93 A	12/1/1994 A	Cmplt
PAS	151	Smith Springs Rehabilitation - Phase	90SC93D3	Midsouth Partners, Inc.	687	648	38	687	687	100%	09/22/93 A	4/22/1994 A	Cmplt
PAS	440	Brown's Creek Force Main	90SC006B	W. L. Hailey & Company, Inc.	9689	9263	426	9689	9689	100%	11/15/93 A	2/8/1995 A	Cmplt
GEK	452	Paragon Mills Rehabilitation - Phase	90SC91C1	W. L. Hailey & Company, Inc.	770	770	-32	738	738	100%	11/29/93 A	5/31/1994 A	Cmplt
GEK	325	McCabe Richland Water Main	88WC128A	Bryant Electric Co., Inc.	644	644		644	644	100%	12/01/93 A	12/1/1993 A	N/A
DWB	431	Cooper Lane Sewer Rehabilitation	91SC0056	N/A	0	0		0			12/01/93 A	12/1/1993 A	N/A
PAS	150	Smith Springs Rehabilitation - Phase	90SC93D2	Reynolds, Inc.	437	437	-87	351	351	100%	12/13/93 A	5/21/1994 A	Cmplt
PAS	304	Pitts Avenue/Lakewood Pumping Sta	90SC073A	Jim Skaggs, Inc.	699	633	33	666	666	100%	12/13/93 A	9/12/1994 A	Cmplt
GEK	455	Paragon Mills Rehabilitation - Phase	90SC91C2	Midsouth Partners, Inc.	626	483	142	626	626	100%	12/13/93 A	6/2/1994 A	Cmplt
GEK	612	Lower East Nashville Phase 1	90SC148A	W. L. Hailey & Company, Inc.	754	747	7	754	754	100%	02/28/94 A	6/28/1994 A	Cmplt
GEK	404	Brown's Creek Pumping Station	90SC06A1	Sce, Inc.	9710	9511	-566	8945	8945	100%	03/28/94 A		271
PAS	379	Parkwood Rehabilitation	93SC034A	T & S Piping, Inc.	691	691		691			03/30/94 A	8/1/1995 A	Cmplt



**Metropolitan Government of Nashville and Davidson County
Department of Water and Sewerage Services
Nashville Overflow Abatement Program**

Sorted by Construction Start

Construction Contracts Single Source Document

Cost Data in 1000's

<i>PM</i>	<i>Project Name</i>	<i>MWS Number</i>	<i>Contractor</i>	<i>LRE Budget</i>	<i>Base Construct Budget</i>	<i>Approved Change Authoriz.</i>	<i>Revised Construct Budget</i>	<i>Amount Invoiced</i>	<i>% Invoiced</i>	<i>Construct Start Date</i>	<i>Construct End Date</i>	<i>% Time Elapsed</i>	
DWB	510	Brown's Creek CSO Separation	90SC168A		530	508	22	530	530	100%	04/11/94 A	12/14/1994 A	Cmplt
PAS	434	Cabot Drive Force Main	91SC083A	W. L. Hailey & Company, Inc.	280	280	-4	276	276	100%	05/02/94 A	7/1/1994 A	Cmplt
GEK	331	Sugartree Sewer Rehabilitation - Pha	93SC029B	Midsouth Partners, Inc.	700	700	-20	679	679	100%	07/05/94 A	12/2/1994 A	Cmplt
GEK	330	Sugartree Sewer Rehabilitation - Pha	93SC029A	Midsouth Partners, Inc.	1709	1515	194	1709	1709	100%	08/01/94 A	4/1/1995 A	Cmplt
KAR	502	Central CSO Pumping Station	90SC146A	Mortenson/Hailey - A Joint Ventu	21320	21178	142	21320	21320	100%	08/08/94 A	8/23/1999 A	Cmplt
PAS	453	Mill Creek Sewer Crossing	91SC035A	W. L. Hailey & Company, Inc.	977	938	39	977	977	100%	08/15/94 A	1/12/1995 A	Cmplt
DWB	512	Driftwood CSO Basin - SCE	90SC168C	Sce, Inc.	8450	14863	-8620	6243	6243	100%	10/10/94 A	6/1/1996 A	Cmplt
DWB	511	Lewis Street CSO Tunnel	90SC168B	W. L. Hailey & Company, Inc.	13329	13053	-1238	11816	11816	100%	02/21/95 A	3/30/1999 A	Cmplt
GEK	333	Sugartree Sewer Rehabilitation - Pha	93SC029D	Midsouth Partners, Inc.	324	324	-30	295	295	100%	07/12/95 A	10/10/1995 A	Cmplt
PAS	561	Anderson Road Sewer Rehabilitation	90SC059E	W. L. Hailey & Company, Inc.	216	216	-16	200	200	100%	07/24/95 A	10/7/1995 A	Cmplt
PAS	560	West Linden Manhole Rehabilitation	90SC087D	Eatherly Construction Company	77	88	-11	77	77	100%	07/31/95 A	9/9/1996 A	Cmplt
PAS	562	Clearlake Drive Rehabilitation	90SC059D	Midsouth Partners, Inc.	334	335	-1	334	334	100%	09/02/95 A	2/13/1997 A	Cmplt
PAS	332	Sugartree Sewer Rehabilitation - Pha	93SC029C	Midsouth Partners, Inc.	421	421	-2	418	418	100%	09/11/95 A	1/9/1996 A	Cmplt
PAS	570	Berwick Trail Rehabilitation	90SC076A	Midsouth Partners, Inc.	64	64	-4	60	60	100%	12/19/95 A	1/28/1997 A	Cmplt
MAB	328	Murphy Road Sewer Rehabilitation -	93SC027A	W. L. Hailey & Company, Inc.	1971	1971	-13	1959	1959	100%	01/16/96 A	9/22/1996 A	Cmplt
MAB	326	McCabe Richland Rehabilitation - P	93SC025A	Midsouth Partners, Inc.	402	413	-11	402	402	100%	01/22/96 A	11/12/1996 A	Cmplt
RCT	614	Demonbreun Storm Mgt. Phase 1	90SC147B	W. L. Hailey & Company, Inc.	5681	5681	3581	9262	5681	61%	01/24/96 A		1179
GEK	801	Kerrigan Floatables Control	94SC005C	Fresh Creek Technologies / W.L	458	458		458			02/02/96 A	2/2/1996 A	N/A
PAS	372	Emerald Drive Rehabilitation - Phase	93SC34G1	Midsouth Partners, Inc.	222	222	14	235	222	94%	02/26/96 A	1/16/1999 A	Cmplt
DWB	203	Osage Street Replacement Sewer	90SC0113		1227	1227	-13	1214	1214	100%	03/01/96 A	2/23/1998 A	Cmplt
PAS	313	Smith Springs Rehabilitation - Phase	90SC93D4	Jones Bros., Inc.	1275	1332	-58	1275	1275	100%	04/01/96 A	9/18/1998 A	Cmplt
PAS	302	Goodlettsville/Mansker Creek	90SC0065	Haren Construction / Smith Cont	1500	1500		1500	1500	100%	05/20/96 A		380
JSC	120	Wastewater SCADA System	90SC004A	Hsq Technology	2032	2032	125	2157	2119	98%	06/12/96 A	5/17/2000 A	Cmplt



**Metropolitan Government of Nashville and Davidson County
Department of Water and Sewerage Services
Nashville Overflow Abatement Program**

Sorted by Construction Start

Construction Contracts Single Source Document

Cost Data in 1000's

PM	Project Name	MWS Number	Contractor	LRE Budget	Base Construct Budget	Approved Change Authoriz.	Revised Construct Budget	Amount Invoiced	% Invoiced	Construct Start Date	Construct End Date	% Time Elapsed	
PAS	370	Haynes Park Rehabilitation - Phase 1	93SC34D1	Midsouth Partners, Inc.	258	257	1	258	257	100%	06/13/96 A	5/1/1997 A	Cmplt
DWB	514	Driftwood CSO Basin - Beers	90SG168C	Beers Construction, Inc.	12129	11796	526	12323	12323	100%	06/18/96 A		439
PAS	391	Riverside Sewer Rehabilitation Phas	90SC078A	Midsouth Partners, Inc.	115	118	-2	115	115	100%	07/08/96 A	4/2/1997 A	Cmplt
PAS	392	Riverside Sewer Rehabilitation Phas	90SC078B	Midsouth Partners, Inc.	117	129	-4	125	125	100%	07/08/96 A	11/5/1998 A	Cmplt
KAR	503	South Grit Facility	90SC146B	Roxco, Ltd.	15717	15717	-774	14944	15744	105%	07/15/96 A	2/1/2001 A	Cmplt
PAS	564	Cleece's Ferry Rehabilitation	90SC060D	W. L. Hailey & Company, Inc.	120	120	-5	115	115	100%	08/05/96 A	4/3/1997 A	Cmplt
PAS	569	Williamson Ferry Rehabilitation - Ph	90SC057D	Midsouth Partners, Inc.	342	342	-15	328	328	100%	08/26/96 A	4/2/1997 A	Cmplt
PAS	574	Williamson Ferry Rehabilitation Pha	90SC057E	Midsouth Partners, Inc.	919	92	-5	87	87	100%	08/26/96 A	4/4/1997 A	Cmplt
PAS	371	Haynes Park Rehabilitation - Phase 2	93SC34D2	Midsouth Partners, Inc.	411	426	-14	411	411	100%	09/23/96 A	2/20/1997 A	Cmplt
MAB	341	McCabe Richland Rehabilitation - P	93SC025C	Midsouth Partners, Inc.	250	195	35	230	230	100%	09/30/96 A	4/30/1998 A	Cmplt
MAB	351	West End Sewer Rehabilitation - Pha	93SC026A	W. L. Hailey & Company, Inc.	738	738	-26	712	712	100%	10/21/96 A	8/4/1998 A	Cmplt
DWB	800	Washington CSO Demonstration Stu	94SC005B	N/A	0						10/28/96 A	10/28/1996 A	N/A
MAB	340	McCabe Richland Rehabilitation - P	93SC025B	W. L. Hailey & Company, Inc.	767	767	-9	757	757	100%	11/04/96 A	8/25/1998 A	Cmplt
PAS	411	River Drive Sewer Rehabilitation	90SC0079	Midsouth Partners, Inc.	92	94	-3	92	92	100%	12/16/96 A	5/1/1997 A	Cmplt
KAR	507	Biosolids Management Facility	91SC047C	Haren Construction Company	1697	1652	45	1697	1697	100%	12/16/96 A	1/12/1998 A	Cmplt
PAS	565	Post Road Rehabilitation	95SC0013	Midsouth Partners, Inc.	419	447	-28	419	369	88%	01/06/97 A	11/17/1997 A	Cmplt
PAS	567	Madison Heights Rehabilitation	90SC070A	Midsouth Partners, Inc.	58	59	-2	58	58	100%	01/29/97 A	5/1/1997 A	Cmplt
PAS	568	Rainbow Terrace Rehabilitation	90SC070B	Midsouth Partners, Inc.	52	55	-3	52	52	100%	01/29/97 A	10/16/1997 A	Cmplt
PAS	432	Whittemore Branch Rehabilitation -	91SC73A1	Midsouth Partners, Inc.	1837	1837	-359	1478	1478	100%	02/03/97 A	1/1/2000 A	Cmplt
PAS	435	Whittemore Branch Rehabilitation -	91SC73A2	Midsouth Partners, Inc.	403	403	-36	367	367	100%	02/03/97 A	1/1/2000 A	Cmplt
PAS	571	Vandiver Sewer Rehabilitation - Pha	90SC184B	W. L. Hailey & Company, Inc.	995	995	0	995	1100	110%	03/03/97 A	9/18/1998 A	Cmplt
PAS	520	Brown's Creek Force Main Emergen	90SG168E	Pressure Concrete, Inc.	318	318		318			04/01/97 A	12/31/1997 A	Cmplt
mab	654	Cowan St Temporary By-Pass	91SC55A1	T & S Piping, Inc.	48	48		48	48	100%	04/01/97 A	9/1/1997 A	Cmplt



**Metropolitan Government of Nashville and Davidson County
Department of Water and Sewerage Services
Nashville Overflow Abatement Program**

Sorted by Construction Start

Construction Contracts Single Source Document

Cost Data in 1000's

<i>PM</i>	<i>Project Name</i>	<i>MWS Number</i>	<i>Contractor</i>	<i>LRE Budget</i>	<i>Base Construct Budget</i>	<i>Approved Change Authoriz.</i>	<i>Revised Construct Budget</i>	<i>Amount Invoiced</i>	<i>% Invoiced</i>	<i>Construct Start Date</i>	<i>Construct End Date</i>	<i>% Time Elapsed</i>
PAS	362 Clifton Park Rehabilitation - Phases	93SC028B	Reynolds, Inc.	3252	3252	-410	2841	2841	100%	04/14/97 A	6/25/1999 A	Cmplt
DWB	425 28th Avenue Pumping Station	91SC036A	W. L. Hailey & Company, Inc.	6816	6816	-456	6360	6360	100%	05/01/97 A	1/1/2000 A	Cmplt
PAS	566 Kenner Avenue Rehabilitation	90SC085D	Jones Bros., Inc.	273	273		273	215	79%	06/23/97 A	7/31/1998 A	Cmplt
DWB	700 Shelby Basin Study	90SC0150	N/A	0						07/01/97 A		N/A
MAB	352 West End Sewer Rehabilitation - Phase	93SC026B	Midsouth Partners, Inc.	1073	1073	-59	1014	1142	113%	07/22/97 A	11/10/1999 A	Cmplt
RNC	618 Demonbreun Storm Mgt. Phase 2	90SC147C	W. L. Hailey & Company, Inc.	9481	9481	7246	16727	5443	33%	08/06/97 A	5/27/1999 A	Cmplt
PAS	460 Paragon Mills Rehabilitation - Phase	90SC091D	Jones Bros., Inc.	1137	1137	-74	1063	1063	100%	08/25/97 A	3/26/1999 A	Cmplt
PAS	323 Gibson Creek Rehabilitation - Phase	93SC088A	Jones Bros., Inc.	1881	1881	-104	1777	1777	100%	09/29/97 A	3/22/1999 A	Cmplt
PAS	580 Sims Branch Force Main Crossing	96SG0109	W. L. Hailey & Company, Inc.	201	201		201	200	99%	10/13/97 A	8/17/1998 A	Cmplt
PAS	373 Emerald Drive Rehabilitation - Phase	93SC34G2	W. L. Hailey & Company, Inc.	318	318		318	318	100%	11/10/97 A	1/1/2000 A	Cmplt
PAS	572 Vandiver Sewer Rehabilitation - Phase	90SC184C	Midsouth Partners, Inc.	189	216	-27	189	118	63%	11/24/97 A	10/9/1998 A	Cmplt
PAS	314 Smith Springs Rehabilitation - Phase	90SC93D5	W. L. Hailey & Company, Inc.	338	338	-24	314	324	103%	12/01/97 A	1/5/2001 A	Cmplt
PAS	220 Foster Avenue Sewer Rehabilitation	90SC110D	Midsouth Partners, Inc.	1011	1011	-164	847	847	100%	03/02/98 A	11/23/1999 A	Cmplt
MAB	402 Loves Branch Sewer Rehabilitation	90SC0066	Midsouth Partners, Inc.	784	784	-153	631	631	100%	06/22/98 A	11/10/1999 A	Cmplt
DWB	655 Katie Avenue Rehabilitation	91SC055A	Jones Bros., Inc.	1028	1028	-122	907	917	101%	07/20/98 A		2060
PAS	471 Elissa Drive Sewer Rehabilitation	95SC012B	Southeastern Infrastructure Syst	1505	1505	-103	1402	1412	101%	07/27/98 A	1/11/2000 A	Cmplt
PAS	625 Fairgrounds Trunk Rehabilitation	94SC059B	Jones Bros., Inc.	3240	3240	63	3303	3303	100%	08/17/98 A	3/6/2001 A	Cmplt
DWB	617 Shelby Park Pumping Station	90SC150G	W. L. Hailey & Company, Inc.	2749	2749	59	2808	2819	100%	10/26/98 A		678
PAS	575 Williamson Ferry Rehabilitation Phase	98SG0190	Midsouth Partners, Inc.	69	69	-2	67			11/10/98 A	4/19/1999 A	Cmplt
PAS	576 Neely's Bend Rehabilitation	98SG0189	Midsouth Partners, Inc.	127	127	-9	118			11/10/98 A	4/16/1999 A	Cmplt
PAS	620 Second Avenue Tunnel	90SC0157	W. L. Hailey & Company, Inc.	14861	14861	-63	14797	14797	100%	11/16/98 A	6/7/2002 a	Cmplt
MAB	621 Cowan Street Pumping Station	90SC0148	J.S. Haren	1387	1387	306	1693	1707	101%	12/01/98 A	12/7/2001 A	Cmplt
PAS	363 Clifton Park Rehabilitation - Phases	93SC028C	Southeastern Infrastructure Syst	1992	1992	-228	1764	1724	98%	12/07/98 A	8/17/2001 A	Cmplt



**Metropolitan Government of Nashville and Davidson County
Department of Water and Sewerage Services
Nashville Overflow Abatement Program**

Sorted by Construction Start

Construction Contracts Single Source Document

Cost Data in 1000's

PM	Project Name	MWS Number	Contractor	LRE Budget	Base Construct Budget	Approved Change Authoriz.	Revised Construct Budget	Amount Invoiced	% Invoiced	Construct Start Date	Construct End Date	% Time Elapsed			
PAS	478	Wallace Road Sewer Upgrade	95SC12A1	Midsouth Trenchless, Inc.	126	126		126		12/31/98	A	3056			
DAJ	541	Whites Creek Blower Improvements	98SG007A	W. L. Hailey & Company, Inc.	570	570	75	645	645	100%	03/01/99	A	1491		
PAS	623	Franklin Road Rehabilitation Phase	94SC059A	Southeastern Infrastructure Syst	2995	2995	-310	2686		04/12/99	A	8/17/2001	A	Cmplt	
PAS	383	Eatons Creek Sewer Rehabilitation	93SC034E	Metro. Dept. Of Water Services	350	0		0		04/19/99	A		2966		
DSW	472	Patricia Drive Sewer Rehabilitation	95SC012C	Midsouth Partners, Inc.	679	679	-84	595		05/10/99	A	6/5/2000	A	Cmplt	
DSW	474	Wilhagen Rd. Sewer Rehabilitation	95SC012E	Midsouth Partners, Inc.	618	623	-146	477	477	100%	06/07/99	A	10/20/2000	A	Cmplt
PAS	480	Wallace Road Sewer System Rehabil	95SC12A2	Midsouth Partners, Inc.	1044	1044	-148	896	941	105%	06/28/99	A	10/20/2000	A	Cmplt
RNC	756	System Wide Corrosion/Odor Improv	TBD		480					07/01/99					
DWB	816	Apex Street Storm Screening Facility	97SC0005	Bolden Pipe Construction Comp	1455	1455	40	1495	1495	100%	07/06/99	A		1160	
PAS	324	Gibson Creek Rehabilitation - Phase	93SC088B	Insituform Technologies, Inc.	618	618		618	587	95%	07/19/99	A	3/8/2001	A	Cmplt
PAS	563	Davidson Branch Rehabilitation	90SC069D	Insituform Technologies, Inc.	710	710	-95	615	632	103%	07/19/99	A	3/8/2001	A	Cmplt
DSW	476	Donelson Plaza Sewer Rehabilitation	95SC012G	CSR Hydro Conduit	57	0	0	0		08/17/99	A	12/7/1999	A	Cmplt	
MAB	353	West End Sewer Rehabilitation - Pha	93SC026C	Bolden Pipe Construction Comp	2743	2743	-63	2680	2680	100%	08/30/99	A		609	
PAS	364	Clifton Park Rehabilitation - Phase 4	93SC028D	Southeastern Infrastructure Syst	631	631		631			10/04/99	A		2405	
PAS	375	Drakes Branch Sewer Rehabilitation	93SC034C	Jones Bros., Inc.	1206	1206	-15	1190			11/29/99	A	8/17/2001	A	Cmplt
PAS	485	Bonnafair Sewer Rehabilitation	99SG0027	Ground & Pipe Technologies	51	0		0			01/30/00	A	8/30/2001	A	Cmplt
PAS	481	Wallace Road Sewer Rehabilitation -	95SC12A3	Southeastern Infrastructure Syst	1054	1054	-7	1046	1046	100%	01/31/00	A		752	
PAS	634	Shelby Park / Inglewood Rehabilitati	90SC150B	CSR Hydro Conduit	3665	3665	-405	3260			02/21/00	A	4/5/2002	A	Cmplt
PAS	631	Rivergate Sewer Rehabilitation	95SC0015	Jones Bros., Inc.	586	586	-133	453			04/03/00	A	8/23/2001	A	Cmplt
DWB	513	Lewis and Trimble Street CSO Separ	90SC168D	Bolden Pipe Construction Comp	290	298	-9	290	290	100%	04/10/00	A	7/29/2000	A	Cmplt
DAJ	530	CWWTP Miscellaneous Improvemen	98SG0005	Haren Construction Company	4336	4336	203	4539	4539	100%	04/17/00	A	7/16/2002	A	Cmplt
RNC	757	System Wide Corrosion/Odor Improv	TBD		500					07/01/00					
PAS	290	Hermitage Hills Sewer Rehabilitatio	99SG09A1							07/05/00	A	7/16/2002	A	Cmplt	



**Metropolitan Government of Nashville and Davidson County
Department of Water and Sewerage Services
Nashville Overflow Abatement Program**

Sorted by Construction Start

Construction Contracts Single Source Document

Cost Data in 1000's

<i>PM</i>	<i>Project Name</i>	<i>MWS Number</i>	<i>Contractor</i>	<i>LRE Budget</i>	<i>Base Construct Budget</i>	<i>Approved Change Authoriz.</i>	<i>Revised Construct Budget</i>	<i>Amount Invoiced</i>	<i>% Invoiced</i>	<i>Construct Start Date</i>	<i>Construct End Date</i>	<i>% Time Elapsed</i>
PAS	386 Aldrich Lane Sewer Rehabilitation	93SC034J	Bolden Pipe Construction Comp	1232	1232	-47	1185	1187	100%	07/05/00	A 5/30/2002	A Cmplt
PAS	855 I-24/65 Regulator	94SC005D	W. L. Hailey & Company, Inc.	132						08/17/00	A 6/7/2002	a Cmplt
PAS	627 Fairgrounds Basin Rehabilitation Ph	94SC059C	Bolden Pipe Construction Comp	3261	3261	172	3433	3448	100%	10/02/00	A 4/2/2004	A Cmplt
	393 Whites Creek I/I Phase 1,2,3,4	93SC034K	Reynolds, Inc.	7500	7500		7500	7113	95%	10/16/00	A	145
PAS	395 Whites Creek I/I Phase 3	93SC34K2	Reynolds, Inc.							10/16/00	A	165
DSW	475 Glenrose Sewer Rehabilitation	95SC012F	Midsouth Partners, Inc.	770	872	-102	770			10/30/00	A 5/3/2002	A Cmplt
PAS	496 Hermitage Hills Sewer Rehabilitatio	99SG09A2	Midsouth Partners, Inc.	1309						01/02/01	A 8/15/2002	A Cmplt
PAS	810 First Ave CSO Connections	97SC0006	W. L. Hailey & Company, Inc.	711						01/08/01	A 6/7/2002	a Cmplt
DSW	473 Larchwood Sewer Rehabilitation	95SC012D	Insituform Technologies, Inc.	1184	0	-55	-55			04/02/01	A 8/17/2004	A Cmplt
PAS	445 Mill Creek Sewer Upgrade Phase 1	96SG110A	W. L. Hailey & Company, Inc.	2926	2926	-73	2852	2852	100%	04/09/01	A 12/27/2002	A Cmplt
PAS	629 Dry Creek/Armstrong Rehabilitation	95SC0014	Bolden Pipe Construction Comp	2699	2384	315	2699	2699	100%	05/21/01	A 6/17/2005	A Cmplt
RNC	758 System Wide Corrosion/Odor Improv	TBD		500						07/01/01	A 12/7/2005	A Cmplt
PAS	650 Basswood/American Road Rehabilit	91SC083C	Insituform Technologies, Inc.	1011	1011	-12	999			07/16/01	A 8/6/2002	A Cmplt
PAS	354 West End Sewer Rehabilitation - Pha	93SC026E	Insituform Technologies, Inc.	1056		-34				08/27/01	A 3/25/2004	A Cmplt
PAS	487 McCrory Creek/Smith Springs Equip	01SG011A	Haren Construction Company	1507	1507	279	1786	1786	100%	12/03/01	A 11/17/2003	A Cmplt
PAS	497 Hermitage Hills Paving	99SG09A3		18						12/03/01	A 8/30/2002	A Cmplt
PAS	635 Inglewood Trunk Sewer Rehabilitati	90SC150C	N/A	150						01/20/02		
PAS	491 Tulip Grove Sewer Rehabilitation	99SG009B	Insituform Technologies, Inc.	1657		18				01/22/02	A 1/16/2004	A Cmplt
PAS	477 Richards Road/Apache Trail Rehabil	95SC012H	Insituform Technologies, Inc.	917	988	-71	917			04/08/02	A 11/10/2003	A Cmplt
PAS	215 West Park PS Screens	02SG009C	Bolden Pipe Construction Comp	421	420	1	421	421	100%	05/07/02	A	1397
PAS	590 Davidson Branch - Ph 4	90SC069E	Reynolds, Inc.	1210						06/10/02	A 11/29/2002	A Cmplt
PAS	595 Brookwood Terrace	93SC025D	Reynolds, Inc.	122		-52				06/10/02	A 11/4/2003	A Cmplt
DSW	832 Schrader Brick Trunk Rehabilitation	94SC05E9	Pressure Concrete, Inc.	1204						07/29/02	A 12/30/2002	A Cmplt



**Metropolitan Government of Nashville and Davidson County
Department of Water and Sewerage Services
Nashville Overflow Abatement Program**

Sorted by Construction Start

Construction Contracts Single Source Document

Cost Data in 1000's

PM	Project Name	MWS Number	Contractor	LRE Budget	Base Construct Budget	Approved Change Authoriz.	Revised Construct Budget	Amount Invoiced	% Invoiced	Construct Start Date	Construct End Date	% Time Elapsed
PAS	695 Gibson Creek - Graycroft	93SC088D	Insituform Technologies, Inc.	899	899	-48	851	851	100%	08/19/02	2/22/2005	Cmplt
	628 Fairgrounds Basin Rehabilitation Ph	94SC059D	Bolden Pipe Construction Comp	3158	3158	-37	3121			08/26/02	12/4/2006	Cmplt
PAS	637 Shelby Park-Inglewood Rehab Ph. 3	90SC150D	Insituform Technologies, Inc.	2118	2162	-44	2118	2118	100%	10/14/02	11/28/2005	Cmplt
	441 Mill Creek Sewer Upgrade Phase 2	96SG110B	W. L. Hailey & Company, Inc.	9885	9885	-80	9805	9805	100%	02/10/03		Cmplt
PAS	680 Clifton Park- Cockrill Bend	93SC028K	Insituform Technologies, Inc.	1437	1947	510	2458			02/18/03	4/21/2005	Cmplt
DSW	705 Mill Creek - Seven Mile Creek	95SC012K	Insituform Technologies, Inc.	1607	1907	-300	1607	1628	101%	04/07/03	7/25/2005	Cmplt
RNC	750 Sulfide System Equipment	99SG010E		418						04/25/03		
PAS	493 Scotts Hollow Sewer Rehabilitation	99SG009D	Reynolds, Inc.	2291	2291	-1	2290	2290	100%	05/19/03	10/26/2004	Cmplt
PAS	632 Dry Creek - Edenwold Road	03SG0049	Insituform Technologies, Inc.	199	204	199	403			05/27/03	1/29/2004	Cmplt
DSW	710 Mill Creek - Hopedale	95SC012L	Insituform Technologies, Inc.	421	475	-54	421	421	100%	06/02/03	4/21/2005	Cmplt
PAS	466 Omohundro WTP Separation	98SC014B	W. L. Hailey & Company, Inc.	181		57				07/28/03	6/21/2004	Cmplt
PAS	818 Chickering Road Rehabilitation	03SG0043	Reynolds, Inc.	160	166	-5	160	160	100%	07/30/03	10/11/2004	Cmplt
DSW	720 Richland Creek / Lynnwood Blvd.	93SC025K	Insituform Technologies, Inc.	704	0	-69	-69			09/02/03	3/25/2004	Cmplt
PAS	585 Cleece's Ferry - Phase 3	90SC060E	W. L. Hailey & Company, Inc.	744	823	-79	744			09/22/03	5/27/2005	Cmplt
PAS	852 Benedict & Crutcher Regulator Pipin	94SC05G1	Metro. Dept. Of Water Services	22						09/22/03	10/31/2003	Cmplt
PAS	717 Richland Creek - Tyne Blvd.	93SC025M	Insituform Technologies, Inc.	762	890	-127	762	762	100%	10/13/03	11/28/2005	Cmplt
	715 Richland Creek / Sylvan Park Phase	93SC25J1	Miller Pipeline Corp.	2527	2527	-57	2471	2471	100%	01/26/04	7/22/2005	Cmplt
DSW	718 Richland Creek - Vaughn's Gap	93SC025N	Insituform Technologies, Inc.	1912	1980	-68	1912	1912	100%	02/17/04	11/28/2005	Cmplt
PAS	396 Whites Creek I/I Phase 4	93SC034L	Reynolds, Inc.							03/02/04		
PAS	573 Dry Creek- Vandiver Sewer Rehabili	95SC014D	Reynolds, Inc.	516	613	-96	516			03/08/04	3/31/2005	Cmplt
PAS	123 Data Integration System	02SG010B	Edison Automation, Inc.	1000						04/01/04		
VDT	823 Miscellaneous CSO Rehab	TBD		600						04/01/04		
PAS	824 Miscellaneous SSO Rehab	TBD		150						04/01/04		



**Metropolitan Government of Nashville and Davidson County
Department of Water and Sewerage Services
Nashville Overflow Abatement Program**

Sorted by Construction Start

Construction Contracts Single Source Document

Cost Data in 1000's

PM	Project Name	MWS Number	Contractor	LRE Budget	Base Construct Budget	Approved Change Authoriz.	Revised Construct Budget	Amount Invoiced	% Invoiced	Construct Start Date	Construct End Date	% Time Elapsed
PAS	550 Dry Creek WWTP Optimization Pha	97SG0081	W & O Construction Co.	1458	1329	129	1458	1458	100%	04/26/04 A	7/25/2005 A	Cmplt
	665 Joelton - O.F. 145	TBD	Metro. Dept. Of Water Services	100	0		0			06/01/04		
	630 Fairgrounds Basin Rehabilitation Ph	94SC059E	W. L. Hailey & Company, Inc.	2526	2526	518	3044			06/07/04 A		Cmplt
PAS	583 Mill Crk - Briley/Sims Branch Reha	95SC012P	Insituform Technologies, Inc.	1605	1650	-44	1605	1605	100%	07/12/04 A	12/15/2005 A	Cmplt
	495 Langford Farms Sewer Rehabilitatio	99SG009F	Metro. Dept. Of Water Services	200	0		0			07/20/04		
	586 Cleece's Ferry P.S. Imprvments	02SG0167	W. L. Hailey & Company, Inc.	442	456	50	506	1411	279%	08/02/04 A	11/21/2005 A	Cmplt
PAS	821 Davidson Branch P.S. Imprvments	02SG0166	W. L. Hailey & Company, Inc.	658	585	71	656			08/02/04 A	11/21/2005 A	Cmplt
DAJ	540 Whites Creek WWTP Optimization	02SG0007	W & O Construction Co.	973	947	26	973	973	100%	10/18/04 A	6/17/2005 A	Cmplt
PAS	853 Benedict & Crutcher 27" Pile Intrusi	94SG05G2	W. L. Hailey & Company, Inc.	479						10/18/04 A	10/21/2005 A	Cmplt
	696 Dry Creek - Madison Blvd.	93SC088E	Reynolds, Inc.	1781	1635	-145	1490	1635	110%	11/29/04 A		554
	826 Manhole Rehabilitation 2004	03SG0224	Moore Construction Company	514	514	-8	506	506	100%	11/29/04 A		628
	640 Fairgrounds Basin Rehabilitation Ph	94SC059F	W. L. Hailey & Company, Inc.	467	0	518	518			02/19/05 A		Cmplt
	716 Richland Creek / Sylvan Park Phase	93SC25J2	Reynolds, Inc.	1269	1269	-201	1067	1067	100%	02/22/05 A	11/7/2006 A	Cmplt
	887 Barker Road Rehab	03SC0136	Reynolds, Inc.	2344	2344	-174	2170	2170	100%	05/16/05 A	12/1/2006 A	Cmplt
PAS	548 Dry Creek WWTP Optimization - Ae	97SG0083		1735						07/05/05 A		149
PAS	549 Dry Creek WWTP Optimization - P.	97SG0082		1860						07/05/05 A		149
	890 Wallace Lane Sewer Rehab	04SG0093	Insituform Technologies, Inc.	1173	1165	-8	1157	1161	100%	07/05/05 A		Cmplt
	315 Smith Springs EQ	90SC093K	W. L. Hailey & Company, Inc.	2300	2300	-199	2101	2311	110%	07/11/05 A	4/7/2006 A	Cmplt
	886 Richland Creek - Charlotte Pike Reh	93SC025P	Miller Pipeline Corp.	2133	2133	-353	1780	1737	98%	10/17/05 A		Cmplt
	730 Loves Branch Sewer Rehabilitation P	90SC066A	Insituform Technologies, Inc.	1262	1262	-202	1061	1061	100%	11/07/05 A	6/5/2006 A	Cmplt
	494 Dodson Chapel Sewer Rehabilitation	99SG009E	Insituform Technologies, Inc.	1589	1589	-245	1344	1383	103%	01/30/06 A		Cmplt
	498 Dodson Chapel EQ & PS	99SG009K	W. L. Hailey & Company, Inc.	4240	4240	55	4295	4295	100%	04/03/06 A	10/12/2007 A	Cmplt
	685 Franklin Rd Ph 2 - O.F. 341	94SC59A1	Reynolds, Inc.	1407	1407	-237	1170	1171	100%	04/17/06 A		Cmplt



**Metropolitan Government of Nashville and Davidson County
Department of Water and Sewerage Services
Nashville Overflow Abatement Program**

Sorted by Construction Start

Construction Contracts Single Source Document

Cost Data in 1000's

<i>PM</i>	<i>Project Name</i>	<i>MWS Number</i>	<i>Contractor</i>	<i>LRE Budget</i>	<i>Base Construct Budget</i>	<i>Approved Change Authoriz.</i>	<i>Revised Construct Budget</i>	<i>Amount Invoiced</i>	<i>% Invoiced</i>	<i>Construct Start Date</i>	<i>Construct End Date</i>	<i>% Time Elapsed</i>
	885 Dry Creek Rehab	95SC014A	Insituform Technologies, Inc.	1625	1625	-179	1446	1437	99%	05/30/06	A	Cmplt
	827 Manhole Rehabilitation 2005	03SG2241	Insituform Technologies, Inc.	515	515	-73	442	442	100%	06/01/06	A	N/A
	1000 100 Oaks Sewer Repair (Not OAP R	06SG0054	W. L. Hailey & Company, Inc.	0	420		420			06/08/06	A	6/10/2006 A Cmplt
	316 Smith Springs Rehabilitation Phase 6	90SC93K1	Insituform Technologies, Inc.	1370	1370	-225	1145	1145	100%	07/01/06	A	Cmplt
	892 Hurricane Creek Sewer Rehabilitation	90SC075B	125th Arcom	0	0		0			07/31/06		
	891 Richland Creek - Charlotte Pike Pipe	93SC25P1	W. L. Hailey & Company, Inc.	760	760	0	760	760	100%	08/28/06	A	Cmplt
	656 Lower East Nashville - Phase 2	91SC055B	Insituform Technologies, Inc.	1539	1539	-141	1398	1398	100%	09/05/06	A	Cmplt
	899 Engineering - CSO FY 07 Projects	TBD								10/01/06		
PAS	836 Boscobel Screen	94SC05F1		0						10/15/06		
	889 Davidson Branch Rehab Ph 5	90SC069F	Insituform Technologies, Inc.	1250	869	5	874	869	99%	11/01/06	A	Cmplt
	775 Visco Drive Overflow Corrections	TBD	125th Arcom	2250	0		0			01/02/07		
	1002 Manhole Rehabilitation 2006	03SG2242	Insituform Technologies, Inc.	353	353	-16	336	329	98%	01/08/07	A	N/A
	1006 OAP Construction Services Assistan	06SC0144	Consoer Townsend Envirodyne	0	0		0			04/08/07		
	638 Inglewood Rehabilitation Ph. 4	90SC150H	Barge, Waggoner, Sumner & Ca	850	0		0			05/15/07		
	651 Basswood / West Park EQ	05SC0033	Brown and Caldwell	10000	0		0			06/01/07		
	1007 Langford Farms Sewer Rehabilitation	99SG009G	125th Arcom	1000	0		0			07/15/07		
	427 28th Avenue Rehabilitation - Phase	91SC036D	Gresham, Smith & Partners	0	0		0			07/20/07		
PAS	397 Whites Creek Trunk Sewer	TBD		0						10/01/07		
DSW	831 Schrader Regulator Screens	94SC05E2		0						10/01/07		
PAS	851 Benedict & Crutcher Screen	94SC05G3		0						10/01/07		
	1008 Berwick Trail Rehabilitation Phase 2	90SC076B	125th Arcom	1500	0		0			10/01/07		
	403 Hurricane Creek Pump Station Impr	90SC075A	W. L. Hailey & Company, Inc.	2487	2487	-1687	800	793	99%	11/12/07	A	9/1/2008 A Cmplt
	815 Washington Regulator Improvements	94SC005B	Consoer Townsend Envirodyne	9650	0		0			01/15/08		



**Metropolitan Government of Nashville and Davidson County
Department of Water and Sewerage Services
Nashville Overflow Abatement Program**

Sorted by Construction Start

Construction Contracts Single Source Document

Cost Data in 1000's

<i>PM</i>	<i>Project Name</i>	<i>MWS Number</i>	<i>Contractor</i>	<i>LRE Budget</i>	<i>Base Construct Budget</i>	<i>Approved Change Authoriz.</i>	<i>Revised Construct Budget</i>	<i>Amount Invoiced</i>	<i>% Invoiced</i>	<i>Construct Start Date</i>	<i>Construct End Date</i>	<i>% Time Elapsed</i>
	837 Boscobel CSO - Village Court Sewer	94SC05F1	N/A	1445	1445	0	1445	1445	100%	01/18/08	10/27/2008	Cmplt
	1009 Mill Creek 36" Trunk Repair	06SC0185	125th Arcom	950	0		0			03/06/08		
	426 28th Avenue Rehabilitation - Phase	91SC036B	Insituform Technologies, Inc.	1279	1279		1279	1192	93%	03/15/08		
	814 Washington Regulator Improvements	94SC005B	N/A	10000	0		0			05/01/08		
	1010 West End Sewer Rehabilitation Phas	93SC26F	125th Arcom	1500	0		0			06/01/08		
	542 Whites Creek WWTP Disinfection	06SC0188	125th Arcom	4500	0		0			09/01/08		
	1015 Area-wide SSO Rehabilitation Conti	07SG0093	125th Arcom	1000	0		0			09/01/08		
	880 Rehabilitation FY 2008 Projects	TBD	125th Arcom	2425	0		0			10/01/08		
	1014 Lakewood Area Sewer System Rehab	07SG0092	125th Arcom	1500	0		0			10/01/08		
	657 Lower East Nashville - Phase 3	91SC055C	N/A	1000	0		0			12/20/08		
	488 McCrory Creek Equalization Basin	90SC063A	N/A	3250	0		0			01/01/09		
	888 Barker Road / Omohundro EQ	03SC136A	Black & Veatch	10000	0		0			02/15/09		
PAS	893 Hurricane Creek Equalization Basin	TBD		3000						06/01/09		
	387 Whites Creek Pumping Station	93SC034T	N/A	11100	0		0			06/05/09		
	1016 Long Term Control Plan	08SC0004	125th Arcom	0	0		0			06/15/09		
	1018 PARTHENON AREA/MURPHY R	08SC0020	125th Arcom	0	50		50			09/15/09		
	881 Rehabilitation FY 2009 Projects	TBD	125th Arcom	12000	0		0			10/01/09		
	1003 OAP Program Assistance - CTEE	06SC0128	125th Arcom	0	0		0			11/01/09		
	1004 OAP Program Assistance - CDM	06SC0129	125th Arcom	0	0		0			11/01/09		
	1005 OAP Program Assistance - BWSC	06SC0130	125th Arcom	0	0		0			11/01/09		
	1019 Kerrigan Trash Trap Refurbishment	08SG0097	Fresh Creek Technologies	250	0		0			11/01/09		
PAS	882 Rehabilitation FY 2010 Projects	TBD		15625						10/01/10		
	850 Benedict & Crutcher Separation	94SC005G	N/A	8000	0		0			11/01/10		



**Metropolitan Government of Nashville and Davidson County
 Department of Water and Sewerage Services
 Nashville Overflow Abatement Program**

Sorted by Construction Start

Construction Contracts Single Source Document

Cost Data in 1000's

<i>PM</i>	<i>Project Name</i>	<i>MWS Number</i>	<i>Contractor</i>	<i>LRE Budget</i>	<i>Base Construct Budget</i>	<i>Approved Change Authoriz.</i>	<i>Revised Construct Budget</i>	<i>Amount Invoiced</i>	<i>% Invoiced</i>	<i>Construct Start Date</i>	<i>Construct End Date</i>	<i>% Time Elapsed</i>
PAS	896 Barker Road / Omohundro Equalizat	03SC136C		5500						11/15/10		
PAS	489 McCrory Creek Equalization Basin #	90SC063B		3250						01/01/11		
	883 Rehabilitation FY 2011 Projects	TBD	125th Arcom	11100	0		0			10/01/11		
DSW	813 Washington Regulator Improvements	94SC005B	N/A	3000						01/15/12		
	1017 CAP/ER	08SC0006	125th Arcom	0	0		0			03/01/12		
PAS	652 Basswood / West Park Equalization	05SC033B		5500						08/15/12		
	830 Schrader Separation	94SC005E	N/A	16000	0		0			10/01/12		
PAS	499 Dodson Chapel Equalization Basin #	TBD	Metro. Dept. Of Water Services	3000						01/15/14		
	835 Boscobel Separation	94SC005F	N/A	10100	0		0			10/01/14		

Orig Contract: 461386.03092 **COs:** 5415.73916



Metropolitan Government of Nashville and Davidson County
Department of Water and Sewerage Services
Nashville Overflow Abatement Program

Construction Contracts Single Source Document

Sorted by Construction Start

Cost Data in 1000's

<i>PM</i>	<i>Project Name</i>	<i>MWS Number</i>	<i>Contractor</i>	<i>LRE Budget</i>	<i>Base Construct Budget</i>	<i>Approved Change Authoriz.</i>	<i>Revised Construct Budget</i>	<i>Amount Invoiced</i>	<i>% Invoiced</i>	<i>Construct Start Date</i>	<i>Construct End Date</i>	<i>% Time Elapsed</i>
VDT	875	North 1st Street Tank	90SC0167	N/A	12225	0		0				
VDT	873	Van Buren Street Tank	90SC0165	N/A	5152	0		0				
VDT	871	Harrison Street Tank	90SC0164	N/A	21160	0		0				
VDT	748	Charlotte Avenue Tank	90SC0153	N/A	9269	0		0				
VDT	746	Schrader Lane Tank	90SC0160	N/A	6084	0		0				
VDT	745	Shelby Park Tank	90SC0162	N/A	0	0		0				
VDT	744	Crutcher Street Tank	90SC0158	N/A	4635	0		0				
VDT	616	Boscobel Street Tank	90SC0155	N/A	2289	0		0				

Project Construction Summaries

(For Projects in Construction but not Closed Out)

Project Name:	Richland Creek – Sylvan Park Sewer Rehabilitation–Phase 1
Project No.:	93-SC-25J-1 (715) RFP 03-142
Contract No.:	Purchase Order No. 106313-000 OP
Contractor:	Miller Pipeline Corporation
Contract Start Date:	January 26, 2004
Contract Duration:	290 calendar days
Completion Date:	November 11, 2004 + 253 calendar day time extension July 22, 2005 – Revised Completion Date
Award Price:	\$2,527,100.00
Latest Revised Estimate:	\$2,470,578.40 (Final)
% Construction Complete:	100%
% Time Spent	188%

During the month of December 2008, no activities were performed by Miller Pipeline Corporation.

- Waiting for Contractor’s close out documents..

Project Name:	Boscobel CSO – Village Court Sewer System Rehabilitation
Project No.:	94-SG-5F-1 RFP 07-32
Contract No.:	16029
Purchase Order No.	153322 000 OP
Contractor:	Garney Companies, Inc.
Contract Start Date:	January 18, 2008
Contract Duration:	165 calendar days
Completion Date:	June 30, 2008 + 120 calendar day time extension October 27, 2008 – Revised Completion Date
Award Price:	\$1,445,445.00
Latest Revised Estimate:	\$1,445,104.44 (Final)
% Construction Complete:	100%
% Time Spent	174%

During the month of December 2008, the following activities were performed by Garney Companies, Inc:

- Final change order submitted for signatures.

Project Name:	28th Avenue Sewer System Rehabilitation
Project No.:	91-SC-36B RFP 07083
Contract No.:	16688
Purchase Order No.	155962 000 OP
Contractor:	Insituform Technologies, Inc.
Contract Start Date:	March 17, 2008
Contract Duration:	190 calendar days
Completion Date:	September 22, 2008 + 45 calendar day time extension November 6, 2008 – Revised Completion Date
Award Price:	\$1,279,165.00
Latest Revised Estimate:	\$1,315,374.00
% Construction Complete:	99%
% Time Spent	100%

During the month of December 2008, the following activities were performed by Insituform Technologies, Inc.:

- Patch and overlay paving.

Construction Inspection Services Single Source Document

(Schedule & Cost Data for the Inspection Services Phase of all projects in the Program)



**Metropolitan Government of Nashville and Davidson County
Department of Water and Sewerage Services
Nashville Overflow Abatement Program**

Engineering Services Single Source Document - Construction Inspection Phase

Sorted by Construction Start

Cost Data in 1000's

<i>PM</i>	<i>Project Name</i>	<i>MWS Number</i>	<i>LRE Budget</i>	<i>MWS Approved Budget</i>	<i>Amended Amount</i>	<i>Revised Approved Budget</i>	<i>Amount Invoiced</i>	<i>% Invoiced</i>	<i>Construction Start Date</i>	<i>Construction End Date</i>	<i>% Time Elapsed</i>	
GEK	610	Kerrigan CSO Study	94SC005A	182	182	3	185	185	100%	N/A	N/A	
PAS	421	Brown's Creek Force Main East Segment	90SC06B1							N/A	N/A	
PAS	408	Berwick Trail	90SC076C	0	0		0			N/A	N/A	
PAS	329	Clifton Park Sewer Rehabilitation	93SC0028							N/A	N/A	
MAB	327	West End System Rehabilitation Design	93SC0026							N/A	N/A	
RCC	601	Cumberland River Modeling & Study	90SC004E							N/A	N/A	
DSW	604	Water Quality Studies	99SC004A							N/A	N/A	
	605	Cumberland River Siphons Investigation	99PM02B1							N/A	N/A	
dsw	606	Tributary Streams Study - Phase II	99SC0004							N/A	N/A	
ACN	607	Whites Creek Manhole Survey	95SC04C1							N/A	N/A	
PAS	409	Holiday Travel Park	90SC0077	8	0		0			N/A	N/A	
DSW	608	Cumberland Tributary Study	95SC0004							N/A	N/A	
PAS	410	Riverside Sewer Rehabilitation Design	90SC0078							N/A	N/A	
DSW	802	Kerrigan CSO Study	94SC05A1							N/A	N/A	
	407	Hurricane Creek	90SC0075	10	0		0			N/A	N/A	
DWB	615	CSO Modeling Study	90SC0115							N/A	N/A	
PAS	759	Sulfide System Equip / Rehab 04	TBD							N/A	N/A	
PAS	322	Gibson Creek Sewer Rehabilitation Design	93SC0088							N/A	N/A	
PAS	422	Brown's Creek Force Main North Segment	90SC06B2							N/A	N/A	
DWB	430	Katie Avenue Planning	91SC0055							N/A	N/A	
GEK	416	Paragon Mills	90SC0091							N/A	N/A	
GEK	609	Kerrigan Underwater Inspection & Repair	96PM002A							N/A	N/A	
VDT	622	Pump Station Modeling	93PM002A							N/A	N/A	



**Metropolitan Government of Nashville and Davidson County
Department of Water and Sewerage Services
Nashville Overflow Abatement Program**

Engineering Services Single Source Document - Construction Inspection Phase

Sorted by Construction Start

Cost Data in 1000's

<i>PM</i>	<i>Project Name</i>	<i>MWS Number</i>	<i>LRE Budget</i>	<i>MWS Approved Budget</i>	<i>Amended Amount</i>	<i>Revised Approved Budget</i>	<i>Amount Invoiced</i>	<i>% Invoiced</i>	<i>Construction Start Date</i>	<i>Construction End Date</i>	<i>% Time Elapsed</i>
PAS	412 Harpeth Trace Pumping Station	90SC0080							N/A	N/A	
PAS	613 Ellington Parkway Storm Sewer	90SC0156							N/A	N/A	
	755 System-Wide Corrosion/Odor Study	99SG010P							N/A	N/A	
PAS	415 Hunters Branch Pumping Station	90SC0083							N/A	N/A	
PAS	414 The Lakes Pumping Station	90SC0082							N/A	N/A	
PAS	413 Sunliner	90SC0081							N/A	N/A	
	898 Engineering - CSO FY 07 Projects	TBD							N/A	N/A	
PAS	433 Basswood	91SC083B							N/A	N/A	
KAR	501 Central WWTP Design	90SC0005	109	0		0	72	#Error	N/A	N/A	
PAS	470 Wallace Road Sewer Rehabilitation	95SC012A							N/A	N/A	
PAS	374 Buena Vista Sewer Rehabilitation	93SC034B							N/A	N/A	
KAR	506 Equipment/Vehicle Maintenance Facility	88WC130A							N/A	N/A	
VDT	913 MWS/OAP Program Management								N/A	N/A	
DWB	504 Brown's Creek Modeling	90SC006D							N/A	N/A	
DWB	505 Stanley Street Equalization Basin	90SC0168							N/A	N/A	
PAS	388 Upper Whites Creek Basin Study	93SC0034							N/A	N/A	
	492 Hermitage Area Sewer Rehabilitation	99SG009C	150						N/A	N/A	
VDT	918 MWS/OAP Program Management								N/A	N/A	
VDT	917 MWS/OAP Program Management								N/A	N/A	
VDT	916 MWS/OAP Program Management								N/A	N/A	
VDT	915 MWS/OAP Program Management								N/A	N/A	
VDT	914 MWS/OAP Program Management								N/A	N/A	
	121 Rain Gage Alert System Implementation	90SC04A1							N/A	N/A	



**Metropolitan Government of Nashville and Davidson County
Department of Water and Sewerage Services
Nashville Overflow Abatement Program**

Engineering Services Single Source Document - Construction Inspection Phase

Sorted by Construction Start

Cost Data in 1000's

<i>PM</i>	<i>Project Name</i>	<i>MWS Number</i>	<i>LRE Budget</i>	<i>MWS Approved Budget</i>	<i>Amended Amount</i>	<i>Revised Approved Budget</i>	<i>Amount Invoiced</i>	<i>% Invoiced</i>	<i>Construction Start Date</i>	<i>Construction End Date</i>	<i>% Time Elapsed</i>
PAS	405 West Park Pump Station/Force Main/Equal	86SC16A2	830	0	6	6			6/1/1989 A	7/1/1991 A	Cmplt
PAS	103 Canter Chase	88SG0111	0	0		0			5/1/1990 A	9/1/1990 A	Cmplt
PAS	110 Cedar Cliff Sewer	86SG0087	18	0		0			5/29/1990 A	10/31/1990 A	Cmplt
PAS	105 Rainbow Terrace	90SG0098	0	0		0			6/26/1990 A	10/24/1990 A	Cmplt
PAS	102 Whites Creek Pumping Station	86SC16A5	124	0		0			12/2/1990 A	6/30/1991 A	Cmplt
PAS	112 Park Circle/Lakewood Sewer	90SG0028	4	0		0			12/30/1990 A	5/29/1991 A	Cmplt
PAS	117 Brookwood Terrace Rehabilitation	89SG0106	7	0		0			3/8/1991 A	7/5/1991 A	Cmplt
PAS	111 Cloverbottom Pumping Station	90SC0056	0	0		0			5/14/1991 A	11/1/1991 A	Cmplt
DWB	104 23rd Avenue Pumping Station	90SG0038	12	0		0			6/1/1991 A	10/1/1991 A	Cmplt
PAS	406 McCrory Creek Pumping Station	90SC0063	332	332	98	430	430	100%	7/22/1991 A	9/21/1992 A	Cmplt
PAS	118 Post Road Sewer	89SG0050	33	0		0			8/16/1991 A	1/12/1992 A	Cmplt
PAS	116 Bordeaux Hills Pumping Station & Force	90SC0058	121	121	-9	112	112	100%	8/19/1991 A	4/30/1992 A	Cmplt
DWB	108 Metro Center Pumping Station	90SC0054	86	86	0	85	85	100%	11/11/1991 A	4/9/1992 A	Cmplt
PAS	417 McCrory Creek Force Main	90SC0064	137	137	0	137	137	100%	11/19/1991 A	8/15/1992 A	Cmplt
PAS	418 Sims Branch Force Main	90SC064A	137	137	-1	136	136	100%	11/19/1991 A	8/15/1992 A	Cmplt
GEK	109 Bell Forge Pumping Station	90SC0055	51	51	0	50	50	100%	2/10/1992 A	7/9/1992 A	Cmplt
ACN	516 Air Quality Permitting	91SC47A1							3/1/1992 A	N/A	232
PAS	114 Cleece's Ferry Pumping Station	90SC060A	16	16	-5	11	11	100%	3/30/1992 A	7/28/1992 A	Cmplt
DWB	113 Williamson Ferry Pumping Station	90SC057A	16	16	-6	10	10	100%	3/30/1992 A	7/28/1992 A	Cmplt
PAS	115 Madison Heights Pumping Station	90SC0070	4	4	-2	1	1	100%	4/6/1992 A	7/5/1992 A	Cmplt
PAS	419 Whites Creek Force Main	90SC0120	60	60	-23	37	37	100%	4/20/1992 A	11/16/1992 A	Cmplt
PAS	204 River Retreat Pumping Station	89SC0136	126	126	-13	113	113	100%	4/20/1992 A	11/16/1992 A	Cmplt
GEK	107 Clearlake/Harbourtown Planning / Design	90SC059A	122	122	28	150	150	100%	5/18/1992 A	11/14/1992 A	Cmplt



**Metropolitan Government of Nashville and Davidson County
Department of Water and Sewerage Services
Nashville Overflow Abatement Program**

Engineering Services Single Source Document - Construction Inspection Phase

Sorted by Construction Start

Cost Data in 1000's

<i>PM</i>	<i>Project Name</i>	<i>MWS Number</i>	<i>LRE Budget</i>	<i>MWS Approved Budget</i>	<i>Amended Amount</i>	<i>Revised Approved Budget</i>	<i>Amount Invoiced</i>	<i>% Invoiced</i>	<i>Construction Start Date</i>	<i>Construction End Date</i>	<i>% Time Elapsed</i>	
PAS	106	Neely's Bend Pumping Station / Force Mai	90SC0071	53	53	25	78	78	100%	5/18/1992 A	11/14/1992 A	Cmplt
PAS	207	Davidson Branch Pumping Station	90SC069C	48	48	0	48	48	100%	5/25/1992 A	10/22/1992 A	Cmplt
KAR	509	CWWTP Excavation of Areas 2,3,13	90SC05X1	25	25	-4	21	21	100%	6/15/1992 A	9/23/1992 A	Cmplt
PAS	301	Smith Springs Pumping Station & Equaliza	90SC093C	259	259	56	315	315	100%	7/6/1992 A	5/2/1994 A	Cmplt
KAR	508	CWWTP Thermal Ash Removal	90SC005X	23	23	-2	20	20	100%	7/20/1992 A	10/18/1992 A	Cmplt
PAS	210	Kenner Ave. Lining	90SC0085	17	17		17			8/3/1992 A	10/9/1992 A	Cmplt
GEK	206	Nolensville Road Pipe	90SC110B	25	25	22	47	47	100%	8/17/1992 A	1/22/1993 A	Cmplt
PAS	202	May Drive Trunk Sewer	90SC0092	54	54	6	61	61	100%	8/24/1992 A	12/22/1992 A	Cmplt
PAS	401	Dry Creek Plant & Equalization Basin	89SC0092	2349	0		0			8/31/1992 A	1/1/2000 A	Cmplt
PAS	211	Vandiver Pumping Station & Force Main	90SC0184	41	41	0	40	40	100%	8/31/1992 A	11/15/1993 A	Cmplt
PAS	310	Smith Springs Force Main & Receiving Se	90SC093A	141	39	-13	26	26	100%	9/8/1992 A	7/5/1993 A	Cmplt
GEK	305	McCabe Richland Interceptor Sewer	90SC0112	493	493	254	747	747	100%	9/21/1992 A	1/16/1995 A	Cmplt
ACN	556	CWWTP Asbestos Abatement	90SC005Y							10/5/1992 A	11/2/1992 A	Cmplt
KAR	552	CWWTP - Main Plant Improvements	90SC005A	8397	8397	0	8397	8210	98%	10/12/1992 A	1/1/2000 A	Cmplt
PAS	143	Clearlake/Harbourtown - Contract A	90SC59BC	61	61		61			10/26/1992 A	2/18/1993 A	Cmplt
PAS	145	Cleece's Ferry Lining	90SC60BC							10/26/1992 A	2/18/1993 A	Cmplt
PAS	144	Williamson Ferry Lining	90SC57BC	4	4		4			10/26/1992 A	2/18/1993 A	Cmplt
GEK	147	Davidson Branch Lining	90SC110C							11/16/1992 A	3/1/1993 A	Cmplt
PAS	146	Nolensville Road Lining	90SC069B	8	8		8			11/16/1992 A	3/1/1993 A	Cmplt
GEK	208	Hopedale	90SC0074	65	65		65			11/30/1992 A	5/25/1994 A	Cmplt
PAS	201	Buena Vista Pumping Station	90SC0072	22	22	0	22	16	75%	11/30/1992 A	6/23/1993 A	Cmplt
PAS	303	Gibson Creek - Trunk Sewer & Force Main	90SC136A	288	288	20	308	308	100%	11/30/1992 A	12/2/1993 A	Cmplt
PAS	101	Bordeaux Hospital Pumping Station	90SG0062	1	0		0			11/30/1992 A	6/23/1993 A	Cmplt



**Metropolitan Government of Nashville and Davidson County
Department of Water and Sewerage Services
Nashville Overflow Abatement Program**

Engineering Services Single Source Document - Construction Inspection Phase

Sorted by Construction Start

Cost Data in 1000's

<i>PM</i>	<i>Project Name</i>	<i>MWS Number</i>	<i>LRE Budget</i>	<i>MWS Approved Budget</i>	<i>Amended Amount</i>	<i>Revised Approved Budget</i>	<i>Amount Invoiced</i>	<i>% Invoiced</i>	<i>Construction Start Date</i>	<i>Construction End Date</i>	<i>% Time Elapsed</i>	
PAS	209	West Linden Sewer Rehabilitation	90SC0087	39	39		39		12/14/1992 A	5/13/1993 A	Cmplt	
PAS	205	Oak Valley Drive Rehabilitation	90SC0086						12/28/1992 A	2/26/1993 A	Cmplt	
PAS	321	Gibson Creek Pumping Station	90SC136C	250	250	88	337	337	100%	1/4/1993 A	6/22/1994 A	Cmplt
PAS	306	Maplehurst Pipe	90SC088A	32	32	0	32	32	100%	2/15/1993 A	9/16/1993 A	Cmplt
KAR	553	CWWTP - Outfall	90SC005B	211	211	-16	196	196	100%	4/1/1993 A	8/13/1995 A	Cmplt
PAS	312	Smith Springs Rehabilitation - Phase 1	90SC93D1	23	23		23			6/10/1993 A	8/24/1993 A	Cmplt
GEK	149	Maplehurst Rehabilitation	90SC088B	12	12		12			7/6/1993 A	9/19/1993 A	Cmplt
GEK	450	Paragon Mills Relief Sewer	90SC91B1	88	88	-5	83	83	100%	7/19/1993 A	6/9/1994 A	Cmplt
KAR	555	CWWTP -Brown's Creek Force Main Tie-I	90SC6B2A							8/9/1993 A	10/3/1994 A	Cmplt
KAR	554	CWWTP - Piping	90SC005G	254	254	-74	180	180	100%	8/9/1993 A	10/3/1994 A	Cmplt
GEK	451	Paragon Mills Sewer Lining	90SC91B2	59	59	-18	41	41	100%	8/16/1993 A	11/13/1993 A	Cmplt
PAS	420	Brown's Creek Force Main River Crossings	90SC006C	250	250	-145	105	105	100%	9/7/1993 A	12/1/1994 A	Cmplt
PAS	151	Smith Springs Rehabilitation - Phase 3	90SC93D3							9/22/1993 A	4/22/1994 A	Cmplt
PAS	440	Brown's Creek Force Main	90SC006B	661	661	-249	412	412	100%	11/15/1993 A	2/8/1995 A	Cmplt
GEK	452	Paragon Mills Rehabilitation - Phase 1	90SC91C1	98	98	29	127	127	100%	11/29/1993 A	5/31/1994 A	Cmplt
GEK	325	McCabe Richland Water Main	88WC128A							12/1/1993 A	12/1/1993 A	N/A
DWB	431	Cooper Lane Sewer Rehabilitation	91SC0056							12/1/1993 A	12/1/1993 A	N/A
PAS	304	Pitts Avenue/Lakewood Pumping Station	90SC073A	3	3	4	7	7	100%	12/13/1993 A	9/12/1994 A	Cmplt
PAS	150	Smith Springs Rehabilitation - Phase 2	90SC93D2							12/13/1993 A	5/21/1994 A	Cmplt
GEK	455	Paragon Mills Rehabilitation - Phase 2	90SC91C2							12/13/1993 A	6/2/1994 A	Cmplt
GEK	612	Lower East Nashville Phase 1	90SC148A	0	0		0			2/28/1994 A	6/28/1994 A	Cmplt
GEK	404	Brown's Creek Pumping Station	90SC06A1	799	799	244	1043	1042	100%	3/28/1994 A	N/A	271
PAS	379	Parkwood Rehabilitation	93SC034A							3/30/1994 A	8/1/1995 A	Cmplt



**Metropolitan Government of Nashville and Davidson County
Department of Water and Sewerage Services
Nashville Overflow Abatement Program**

Engineering Services Single Source Document - Construction Inspection Phase

Sorted by Construction Start

Cost Data in 1000's

<i>PM</i>	<i>Project Name</i>	<i>MWS Number</i>	<i>LRE Budget</i>	<i>MWS Approved Budget</i>	<i>Amended Amount</i>	<i>Revised Approved Budget</i>	<i>Amount Invoiced</i>	<i>% Invoiced</i>	<i>Construction Start Date</i>	<i>Construction End Date</i>	<i>% Time Elapsed</i>	
DWB	510	Brown's Creek CSO Separation	90SC168A	52	52	0	52	52	100%	4/11/1994 A	12/14/1994 A	Cmplt
PAS	434	Cabot Drive Force Main	91SC083A							5/2/1994 A	7/1/1994 A	Cmplt
GEK	331	Sugartree Sewer Rehabilitation - Phase 2	93SC029B							7/5/1994 A	12/2/1994 A	Cmplt
GEK	330	Sugartree Sewer Rehabilitation - Phase 1	93SC029A	59	0	0				8/1/1994 A	4/1/1995 A	Cmplt
KAR	502	Central CSO Pumping Station	90SC146A	2461	2375	183	2557	2608	102%	8/8/1994 A	8/23/1999 A	Cmplt
PAS	453	Mill Creek Sewer Crossing	91SC035A	174	174	-91	83	83	100%	8/15/1994 A	1/12/1995 A	Cmplt
DWB	512	Driftwood CSO Basin - SCE	90SC168C	750	750	0	750	748	100%	10/10/1994 A	6/1/1996 A	Cmplt
DWB	511	Lewis Street CSO Tunnel	90SC168B	1104	1104	12	1117	1085	97%	2/21/1995 A	3/30/1999 A	Cmplt
GEK	333	Sugartree Sewer Rehabilitation - Phase 4	93SC029D	6	6		6			7/12/1995 A	10/10/1995 A	Cmplt
PAS	561	Anderson Road Sewer Rehabilitation	90SC059E	4	4		4			7/24/1995 A	10/7/1995 A	Cmplt
PAS	560	West Linden Manhole Rehabilitation	90SC087D							7/31/1995 A	9/9/1996 A	Cmplt
PAS	562	Clearlake Drive Rehabilitation	90SC059D							9/2/1995 A	2/13/1997 A	Cmplt
PAS	332	Sugartree Sewer Rehabilitation - Phase 3	93SC029C	16	16		16			9/11/1995 A	1/9/1996 A	Cmplt
PAS	570	Berwick Trail Rehabilitation	90SC076A							12/19/1995 A	1/28/1997 A	Cmplt
MAB	328	Murphy Road Sewer Rehabilitation - Phase	93SC027A	13	13	5	18	18	100%	1/16/1996 A	9/22/1996 A	Cmplt
MAB	326	McCabe Richland Rehabilitation - Phase 1	93SC025A							1/22/1996 A	11/12/1996 A	Cmplt
RCT	614	Demonbreun Storm Mgt. Phase 1	90SC147B	429	429		429	429	100%	1/24/1996 A	N/A	1179
GEK	801	Kerrigan Floatables Control	94SC005C							2/2/1996 A	2/2/1996 A	N/A
PAS	372	Emerald Drive Rehabilitation - Phase 1	93SC34G1	8	8		8			2/26/1996 A	1/16/1999 A	Cmplt
DWB	203	Osage Street Replacement Sewer	90SC0113	87	87	40	127	127	100%	3/1/1996 A	2/23/1998 A	Cmplt
PAS	313	Smith Springs Rehabilitation - Phase 4	90SC93D4							4/1/1996 A	9/18/1998 A	Cmplt
PAS	302	Goodlettsville/Mansker Creek	90SC0065	0	0		0			5/20/1996 A	N/A	380
JSC	120	Wastewater SCADA System	90SC004A	196	196		196	104	53%	6/12/1996 A	5/17/2000 A	Cmplt



**Metropolitan Government of Nashville and Davidson County
Department of Water and Sewerage Services
Nashville Overflow Abatement Program**

Engineering Services Single Source Document - Construction Inspection Phase

Sorted by Construction Start

Cost Data in 1000's

<i>PM</i>	<i>Project Name</i>	<i>MWS Number</i>	<i>LRE Budget</i>	<i>MWS Approved Budget</i>	<i>Amended Amount</i>	<i>Revised Approved Budget</i>	<i>Amount Invoiced</i>	<i>% Invoiced</i>	<i>Construction Start Date</i>	<i>Construction End Date</i>	<i>% Time Elapsed</i>			
PAS	370	Haynes Park Rehabilitation - Phase 1	93SC34D1	7	7		7		6/13/1996	A	5/1/1997	A	Cmplt	
DWB	514	Driftwood CSO Basin - Beers	90SG168C	892	892	109	1001	1005	100%	6/18/1996	A	N/A	439	
PAS	392	Riverside Sewer Rehabilitation Phase 2	90SC078B						7/8/1996	A	11/5/1998	A	Cmplt	
PAS	391	Riverside Sewer Rehabilitation Phase 1	90SC078A						7/8/1996	A	4/2/1997	A	Cmplt	
KAR	503	South Grit Facility	90SC146B	1480	1480	745	2225	2196	99%	7/15/1996	A	2/1/2001	A	Cmplt
PAS	564	Cleece's Ferry Rehabilitation	90SC060D						8/5/1996	A	4/3/1997	A	Cmplt	
PAS	574	Williamson Ferry Rehabilitation Phase 3	90SC057E	1	1		1		8/26/1996	A	4/4/1997	A	Cmplt	
PAS	569	Williamson Ferry Rehabilitation - Phase 2	90SC057D						8/26/1996	A	4/2/1997	A	Cmplt	
PAS	371	Haynes Park Rehabilitation - Phase 2	93SC34D2	6	6		6		9/23/1996	A	2/20/1997	A	Cmplt	
MAB	341	McCabe Richland Rehabilitation - Phase 3	93SC025C						9/30/1996	A	4/30/1998	A	Cmplt	
MAB	351	West End Sewer Rehabilitation - Phase 1	93SC026A	52	52		52	40	77%	10/21/1996	A	8/4/1998	A	Cmplt
DWB	800	Washington CSO Demonstration Study	94SC005B	0					10/28/1996	A	10/28/1996	A	N/A	
MAB	340	McCabe Richland Rehabilitation - Phase 2	93SC025B	12	12		12		11/4/1996	A	8/25/1998	A	Cmplt	
KAR	507	Biosolids Management Facility	91SC047C	159	159		159	159	100%	12/16/1996	A	1/12/1998	A	Cmplt
PAS	411	River Drive Sewer Rehabilitation	90SC0079						12/16/1996	A	5/1/1997	A	Cmplt	
PAS	565	Post Road Rehabilitation	95SC0013	6	6		6		1/6/1997	A	11/17/1997	A	Cmplt	
PAS	568	Rainbow Terrace Rehabilitation	90SC070B						1/29/1997	A	10/16/1997	A	Cmplt	
PAS	567	Madison Heights Rehabilitation	90SC070A						1/29/1997	A	5/1/1997	A	Cmplt	
PAS	432	Whittemore Branch Rehabilitation - Phase	91SC73A1	189	109	82	191	191	100%	2/3/1997	A	1/1/2000	A	Cmplt
PAS	435	Whittemore Branch Rehabilitation - Phase	91SC73A2	60	41	18	59	59	101%	2/3/1997	A	1/1/2000	A	Cmplt
PAS	571	Vandiver Sewer Rehabilitation - Phase 1	90SC184B	18	18		18		3/3/1997	A	9/18/1998	A	Cmplt	
PAS	520	Brown's Creek Force Main Emergency Rep	90SG168E						4/1/1997	A	12/31/1997	A	Cmplt	
mab	654	Cowan St Temporary By-Pass	91SC55A1						4/1/1997	A	9/1/1997	A	Cmplt	



**Metropolitan Government of Nashville and Davidson County
Department of Water and Sewerage Services
Nashville Overflow Abatement Program**

Engineering Services Single Source Document - Construction Inspection Phase

Sorted by Construction Start

Cost Data in 1000's

<i>PM</i>	<i>Project Name</i>	<i>MWS Number</i>	<i>LRE Budget</i>	<i>MWS Approved Budget</i>	<i>Amended Amount</i>	<i>Revised Approved Budget</i>	<i>Amount Invoiced</i>	<i>% Invoiced</i>	<i>Construction Start Date</i>	<i>Construction End Date</i>	<i>% Time Elapsed</i>
PAS	362 Clifton Park Rehabilitation - Phases 1A&2	93SC028B	31	31	-9	22	22	100%	4/14/1997 A	6/25/1999 A	Cmplt
DWB	425 28th Avenue Pumping Station	91SC036A	435	435	0	435	434	100%	5/1/1997 A	1/1/2000 A	Cmplt
PAS	566 Kenner Avenue Rehabilitation	90SC085D	4	4		4			6/23/1997 A	7/31/1998 A	Cmplt
DWB	700 Shelby Basin Study	90SC0150							7/1/1997 A	N/A	N/A
MAB	352 West End Sewer Rehabilitation - Phase 2	93SC026B	85						7/22/1997 A	11/10/1999 A	Cmplt
RNC	618 Demonbreun Storm Mgt. Phase 2	90SC147C	511	511	219	731	731	100%	8/6/1997 A	5/27/1999 A	Cmplt
PAS	460 Paragon Mills Rehabilitation - Phase 3	90SC091D	88	88	0	88	88	100%	8/25/1997 A	3/26/1999 A	Cmplt
PAS	323 Gibson Creek Rehabilitation - Phase 1	93SC088A	225						9/29/1997 A	3/22/1999 A	Cmplt
PAS	580 Sims Branch Force Main Crossing	96SG0109							10/13/1997 A	8/17/1998 A	Cmplt
PAS	373 Emerald Drive Rehabilitation - Phase 2	93SC34G2	25	25		25			11/10/1997 A	1/1/2000 A	Cmplt
PAS	572 Vandiver Sewer Rehabilitation - Phase 2	90SC184C	11	11		11			11/24/1997 A	10/9/1998 A	Cmplt
PAS	314 Smith Springs Rehabilitation - Phase 5	90SC93D5	15						12/1/1997 A	1/5/2001 A	Cmplt
PAS	220 Foster Avenue Sewer Rehabilitation	90SC110D	87	87	24	111	111	100%	3/2/1998 A	11/23/1999 A	Cmplt
MAB	402 Loves Branch Sewer Rehabilitation	90SC0066	57	57	50	107	80	75%	6/22/1998 A	11/10/1999 A	Cmplt
DWB	655 Katie Avenue Rehabilitation	91SC055A							7/20/1998 A	N/A	2060
PAS	471 Elissa Drive Sewer Rehabilitation	95SC012B	86	86	7	92	91	98%	7/27/1998 A	1/11/2000 A	Cmplt
PAS	625 Fairgrounds Trunk Rehabilitation	94SC059B	225	225	0	225	213	95%	8/17/1998 A	3/6/2001 A	Cmplt
DWB	617 Shelby Park Pumping Station	90SC150G	311	311	35	346	346	100%	10/26/1998 A	N/A	678
PAS	575 Williamson Ferry Rehabilitation Phase 4	98SG0190	4						11/10/1998 A	4/19/1999 A	Cmplt
PAS	576 Neely's Bend Rehabilitation	98SG0189							11/10/1998 A	4/16/1999 A	Cmplt
PAS	620 Second Avenue Tunnel	90SC0157	1577	1577		1577	1529	97%	11/16/1998 A	6/7/2002 a	Cmplt
MAB	621 Cowan Street Pumping Station	90SC0148	177	177	76	253	249	98%	12/1/1998 A	12/7/2001 A	Cmplt
PAS	363 Clifton Park Rehabilitation - Phases 1B&3	93SC028C	122	122	26	148	148	100%	12/7/1998 A	8/17/2001 A	Cmplt



**Metropolitan Government of Nashville and Davidson County
Department of Water and Sewerage Services
Nashville Overflow Abatement Program**

Engineering Services Single Source Document - Construction Inspection Phase

Sorted by Construction Start

Cost Data in 1000's

<i>PM</i>	<i>Project Name</i>	<i>MWS Number</i>	<i>LRE Budget</i>	<i>MWS Approved Budget</i>	<i>Amended Amount</i>	<i>Revised Approved Budget</i>	<i>Amount Invoiced</i>	<i>% Invoiced</i>	<i>Construction Start Date</i>	<i>Construction End Date</i>	<i>% Time Elapsed</i>			
PAS	478	Wallace Road Sewer Upgrade	95SC12A1	20					12/31/1998	A	N/A	3056		
DAJ	541	Whites Creek Blower Improvements	98SG007A	45	45	23	68	54	81%	3/1/1999	A	N/A	1491	
PAS	623	Franklin Road Rehabilitation Phase 1	94SC059A	34	34		34	1	3%	4/12/1999	A	8/17/2001	A	Cmplt
PAS	383	Eatons Creek Sewer Rehabilitation	93SC034E	90						4/19/1999	A	N/A		2966
DSW	472	Patricia Drive Sewer Rehabilitation	95SC012C	18	18		18	4	24%	5/10/1999	A	6/5/2000	A	Cmplt
DSW	474	Wilhagen Rd. Sewer Rehabilitation	95SC012E	42	42	0	42	41	98%	6/7/1999	A	10/20/2000	A	Cmplt
PAS	480	Wallace Road Sewer System Rehabilitation	95SC12A2	57	57	0	56	56	100%	6/28/1999	A	10/20/2000	A	Cmplt
RNC	756	System Wide Corrosion/Odor Improvement	TBD							N/A		N/A		
DWB	816	Apex Street Storm Screening Facility	97SC0005	150	150	13	163	163	100%	7/6/1999	A	N/A		1160
PAS	563	Davidson Branch Rehabilitation	90SC069D	80						7/19/1999	A	3/8/2001	A	Cmplt
PAS	324	Gibson Creek Rehabilitation - Phase 2	93SC088B	120						7/19/1999	A	3/8/2001	A	Cmplt
DSW	476	Donelson Plaza Sewer Rehabilitation	95SC012G	25						8/17/1999	A	12/7/1999	A	Cmplt
MAB	353	West End Sewer Rehabilitation - Phase 3	93SC026C	212	212	0	212	212	100%	8/30/1999	A	N/A		609
PAS	364	Clifton Park Rehabilitation - Phase 4	93SC028D	10	10	3	13	7	56%	10/4/1999	A	N/A		2405
PAS	375	Drakes Branch Sewer Rehabilitation	93SC034C	90						11/29/1999	A	8/17/2001	A	Cmplt
PAS	485	Bonnafair Sewer Rehabilitation	99SG0027							1/30/2000	A	8/30/2001	A	Cmplt
PAS	481	Wallace Road Sewer Rehabilitation - Phase	95SC12A3	62	62	10	72	72	100%	1/31/2000	A	N/A		752
PAS	634	Shelby Park / Inglewood Rehabilitation Pha	90SC150B	254	54		54	23	44%	2/21/2000	A	4/5/2002	A	Cmplt
PAS	631	Rivergate Sewer Rehabilitation	95SC0015	69	14		14	5	35%	4/3/2000	A	8/23/2001	A	Cmplt
DWB	513	Lewis and Trimble Street CSO Separation	90SC168D	62	30		30	13	45%	4/10/2000	A	7/29/2000	A	Cmplt
DAJ	530	CWWTP Miscellaneous Improvements	98SG0005	567	567	217	784	828	106%	4/17/2000	A	7/16/2002	A	Cmplt
RNC	757	System Wide Corrosion/Odor Improvement	TBD							N/A		N/A		
PAS	290	Hermitage Hills Sewer Rehabilitation Phase	99SG09A1							7/5/2000	A	7/16/2002	A	Cmplt



**Metropolitan Government of Nashville and Davidson County
Department of Water and Sewerage Services
Nashville Overflow Abatement Program**

Engineering Services Single Source Document - Construction Inspection Phase

Sorted by Construction Start

Cost Data in 1000's

<i>PM</i>	<i>Project Name</i>	<i>MWS Number</i>	<i>LRE Budget</i>	<i>MWS Approved Budget</i>	<i>Amended Amount</i>	<i>Revised Approved Budget</i>	<i>Amount Invoiced</i>	<i>% Invoiced</i>	<i>Construction Start Date</i>	<i>Construction End Date</i>	<i>% Time Elapsed</i>
PAS	386 Aldrich Lane Sewer Rehabilitation	93SC034J	64						7/5/2000 A	5/30/2002 A	Cmplt
PAS	855 I-24/65 Regulator	94SC005D	10				25		8/17/2000 A	6/7/2002 a	Cmplt
PAS	627 Fairgrounds Basin Rehabilitation Phase 1	94SC059C	104	104	7	111	111	100%	10/2/2000 A	4/2/2004 A	Cmplt
	393 Whites Creek I/I Phase 1,2,3,4	93SC034K							10/16/2000 A	N/A	145
PAS	395 Whites Creek I/I Phase 3	93SC34K2							10/16/2000 A	N/A	165
DSW	475 Glenrose Sewer Rehabilitation	95SC012F	74	13	-7	7	5	76%	10/30/2000 A	5/3/2002 A	Cmplt
PAS	496 Hermitage Hills Sewer Rehabilitation Phase	99SG09A2	87						1/2/2001 A	8/15/2002 A	Cmplt
PAS	810 First Ave CSO Connections	97SC0006	102				58		1/8/2001 A	6/7/2002 a	Cmplt
DSW	473 Larchwood Sewer Rehabilitation	95SC012D	96	11	-1	10	4	38%	4/2/2001 A	8/17/2004 A	Cmplt
PAS	445 Mill Creek Sewer Upgrade Phase 1	96SG110A	91	91	0	91	203	222%	4/9/2001 A	12/27/2002 A	Cmplt
PAS	629 Dry Creek/Armstrong Rehabilitation	95SC0014	206	206	63	270	239	89%	5/21/2001 A	6/17/2005 A	Cmplt
RNC	758 System Wide Corrosion/Odor Improvement	TBD							7/1/2001 A	12/7/2005 A	Cmplt
PAS	650 Basswood/American Road Rehabilitation	91SC083C	100						7/16/2001 A	8/6/2002 A	Cmplt
PAS	354 West End Sewer Rehabilitation - Phase 4	93SC026E	88						8/27/2001 A	3/25/2004 A	Cmplt
PAS	497 Hermitage Hills Paving	99SG09A3							12/3/2001 A	8/30/2002 A	Cmplt
PAS	487 McCrory Creek/Smith Springs Equipment	01SG011A					35		12/3/2001 A	11/17/2003 A	Cmplt
PAS	635 Inglewood Trunk Sewer Rehabilitation Pha	90SC150C	0						N/A	N/A	
PAS	491 Tulip Grove Sewer Rehabilitation	99SG009B	50						1/22/2002 A	1/16/2004 A	Cmplt
PAS	477 Richards Road/Apache Trail Rehabilitation	95SC012H	15	15		15	6	37%	4/8/2002 A	11/10/2003 A	Cmplt
PAS	215 West Park PS Screens	02SG009C							5/7/2002 A	N/A	1397
PAS	590 Davidson Branch - Ph 4	90SC069E							6/10/2002 A	11/29/2002 A	Cmplt
PAS	595 Brookwood Terrace	93SC025D							6/10/2002 A	11/4/2003 A	Cmplt
DSW	832 Schrader Brick Trunk Rehabilitation	94SC05E9							7/29/2002 A	12/30/2002 A	Cmplt



**Metropolitan Government of Nashville and Davidson County
Department of Water and Sewerage Services
Nashville Overflow Abatement Program**

Engineering Services Single Source Document - Construction Inspection Phase

Sorted by Construction Start

Cost Data in 1000's

<i>PM</i>	<i>Project Name</i>	<i>MWS Number</i>	<i>LRE Budget</i>	<i>MWS Approved Budget</i>	<i>Amended Amount</i>	<i>Revised Approved Budget</i>	<i>Amount Invoiced</i>	<i>% Invoiced</i>	<i>Construction Start Date</i>	<i>Construction End Date</i>	<i>% Time Elapsed</i>
PAS	695 Gibson Creek - Graycroft	93SC088D	70	70	16	86	86	100%	8/19/2002 A	2/22/2005 A	Cmplt
	628 Fairgrounds Basin Rehabilitation Phase 2	94SC059D							8/26/2002 A	12/4/2006 A	Cmplt
PAS	637 Shelby Park-Inglewood Rehab Ph. 3	90SC150D	154	154	60	215	215	100%	10/14/2002 A	11/28/2005 A	Cmplt
	441 Mill Creek Sewer Upgrade Phase 2	96SG110B	641	641	0	641	451	70%	2/10/2003 A	N/A	Cmplt
PAS	680 Clifton Park- Cockrill Bend	93SC028K	40						2/18/2003 A	4/21/2005 A	Cmplt
DSW	705 Mill Creek - Seven Mile Creek	95SC012K	132	132	0	132	132	100%	4/7/2003 A	7/25/2005 A	Cmplt
RNC	750 Sulfide System Equipment	99SG010E	75						N/A	N/A	
PAS	493 Scotts Hollow Sewer Rehabilitation	99SG009D	140	140		140	112	80%	5/19/2003 A	10/26/2004 A	Cmplt
PAS	632 Dry Creek - Edenwold Road	03SG0049							5/27/2003 A	1/29/2004 A	Cmplt
DSW	710 Mill Creek - Hopedale	95SC012L	24	24	0	24	104	439%	6/2/2003 A	4/21/2005 A	Cmplt
PAS	466 Omohundro WTP Separation	98SC014B							7/28/2003 A	6/21/2004 A	Cmplt
PAS	818 Chickering Road Rehabilitation	03SG0043							7/30/2003 A	10/11/2004 A	Cmplt
DSW	720 Richland Creek / Lynnwood Blvd.	93SC025K	40						9/2/2003 A	3/25/2004 A	Cmplt
PAS	852 Benedict & Crutcher Regulator Piping	94SC05G1							9/22/2003 A	10/31/2003 A	Cmplt
PAS	585 Cleece's Ferry - Phase 3	90SC060E							9/22/2003 A	5/27/2005 A	Cmplt
PAS	717 Richland Creek - Tyne Blvd.	93SC025M	83	83	9	92	89	97%	10/13/2003 A	11/28/2005 A	Cmplt
	715 Richland Creek / Sylvan Park Phase I	93SC25J1	170	170	0	170	168	99%	1/26/2004 A	7/22/2005 A	Cmplt
DSW	718 Richland Creek - Vaughn's Gap	93SC025N	130	130	0	130	130	100%	2/17/2004 A	11/28/2005 A	Cmplt
PAS	396 Whites Creek I/I Phase 4	93SC034L							N/A	N/A	
PAS	573 Dry Creek- Vandiver Sewer Rehabilitation	95SC014D							3/8/2004 A	3/31/2005 A	Cmplt
PAS	123 Data Integration System	02SG010B							N/A	N/A	
VDT	823 Miscellaneous CSO Rehab	TBD							N/A	N/A	
PAS	824 Miscellaneous SSO Rehab	TBD							N/A	N/A	



**Metropolitan Government of Nashville and Davidson County
Department of Water and Sewerage Services
Nashville Overflow Abatement Program**

Engineering Services Single Source Document - Construction Inspection Phase

Sorted by Construction Start

Cost Data in 1000's

<i>PM</i>	<i>Project Name</i>	<i>MWS Number</i>	<i>LRE Budget</i>	<i>MWS Approved Budget</i>	<i>Amended Amount</i>	<i>Revised Approved Budget</i>	<i>Amount Invoiced</i>	<i>% Invoiced</i>	<i>Construction Start Date</i>	<i>Construction End Date</i>	<i>% Time Elapsed</i>
PAS	550 Dry Creek WWTP Optimization Phase 1 M	97SG0081	162	162	20	182	149	82%	4/26/2004 A	7/25/2005 A	Cmplt
	665 Joelton - O.F. 145	TBD	25						N/A	N/A	
	630 Fairgrounds Basin Rehabilitation Phase 3	94SC059E							6/7/2004 A	N/A	Cmplt
PAS	583 Mill Crk - Briley/Sims Branch Rehabilitati	95SC012P	16	16		16	16	100%	7/12/2004 A	12/15/2005 A	Cmplt
	495 Langford Farms Sewer Rehabilitation	99SG009F	100						N/A	N/A	
PAS	821 Davidson Branch P.S. Imprvments	02SG0166	68	68	0	68	68	100%	8/2/2004 A	11/21/2005 A	Cmplt
	586 Cleece's Ferry P.S. Imprvments	02SG0167	48	48	0	48	48	100%	8/2/2004 A	11/21/2005 A	Cmplt
PAS	853 Benedict & Crutcher 27" Pile Intrusion	94SG05G2							10/18/2004 A	10/21/2005 A	Cmplt
DAJ	540 Whites Creek WWTP Optimization	02SG0007	42	42	2	44	43	97%	10/18/2004 A	6/17/2005 A	Cmplt
	696 Dry Creek - Madison Blvd.	93SC088E	250	125		125	2	1%	11/29/2004 A	N/A	554
	826 Manhole Rehabilitation 2004	03SG0224							11/29/2004 A	N/A	628
	640 Fairgrounds Basin Rehabilitation Phase 4	94SC059F							2/19/2005 A	N/A	Cmplt
	716 Richland Creek / Sylvan Park Phase II	93SC25J2	99	99	0	99	85	86%	2/22/2005 A	11/7/2006 A	Cmplt
	887 Barker Road Rehab	03SC0136	20	20		20	7	37%	5/16/2005 A	12/1/2006 A	Cmplt
PAS	548 Dry Creek WWTP Optimization - Aeration	97SG0083							7/5/2005 A	N/A	149
PAS	549 Dry Creek WWTP Optimization - P.S.	97SG0082							7/5/2005 A	N/A	149
	890 Wallace Lane Sewer Rehab	04SG0093							7/5/2005 A	N/A	Cmplt
	315 Smith Springs EQ	90SC093K	299	99		99	76	77%	7/11/2005 A	4/7/2006 A	Cmplt
	886 Richland Creek - Charlotte Pike Rehab	93SC025P	162	162	40	202	202	100%	10/17/2005 A	N/A	Cmplt
	730 Loves Branch Sewer Rehabilitation Phase 2	90SC066A	180	80		80	80	100%	11/7/2005 A	6/5/2006 A	Cmplt
	494 Dodson Chapel Sewer Rehabilitation	99SG009E	180						1/30/2006 A	N/A	Cmplt
	498 Dodson Chapel EQ & PS	99SG009K	300						4/3/2006 A	10/12/2007 A	Cmplt
	685 Franklin Rd Ph 2 - O.F. 341	94SC59A1	250	22		22	88	395%	4/17/2006 A	N/A	Cmplt



**Metropolitan Government of Nashville and Davidson County
Department of Water and Sewerage Services
Nashville Overflow Abatement Program**

Engineering Services Single Source Document - Construction Inspection Phase

Sorted by Construction Start

Cost Data in 1000's

<i>PM</i>	<i>Project Name</i>	<i>MWS Number</i>	<i>LRE Budget</i>	<i>MWS Approved Budget</i>	<i>Amended Amount</i>	<i>Revised Approved Budget</i>	<i>Amount Invoiced</i>	<i>% Invoiced</i>	<i>Construction Start Date</i>	<i>Construction End Date</i>	<i>% Time Elapsed</i>
	885 Dry Creek Rehab	95SC014A							5/30/2006 A	N/A	Cmplt
	827 Manhole Rehabilitation 2005	03SG2241							6/1/2006 A	N/A	N/A
	1000 100 Oaks Sewer Repair (Not OAP Related)	06SG0054							6/8/2006 A	6/10/2006 A	Cmplt
	316 Smith Springs Rehabilitation Phase 6	90SC93K1							7/1/2006 A	N/A	Cmplt
	892 Hurricane Creek Sewer Rehabilitation	90SC075B							N/A	N/A	
	891 Richland Creek - Charlotte Pike Pipe Bridg	93SC25P1							8/28/2006 A	N/A	Cmplt
	656 Lower East Nashville - Phase 2	91SC055B	200						9/5/2006 A	N/A	Cmplt
	899 Engineering - CSO FY 07 Projects	TBD							N/A	N/A	
PAS	836 Boscobel Screen	94SC05F1	150						N/A	N/A	
	889 Davidson Branch Rehab Ph 5	90SC069F	50						11/1/2006 A	N/A	Cmplt
	775 Visco Drive Overflow Corrections	TBD	700						N/A	N/A	
	1002 Manhole Rehabilitation 2006	03SG2242							1/8/2007 A	N/A	N/A
	1006 OAP Construction Services Assistance	06SC0144							N/A	N/A	
	638 Inglewood Rehabilitation Ph. 4	90SC150H	175						N/A	N/A	
	651 Basswood / West Park EQ	05SC0033	500	38		38			N/A	N/A	
	1007 Langford Farms Sewer Rehabilitation - Pha	99SG009G							N/A	N/A	
	427 28th Avenue Rehabilitation - Phase 2	91SC036D							N/A	N/A	
PAS	851 Benedict & Crutcher Screen	94SC05G3	150						N/A	N/A	
DSW	831 Schrader Regulator Screens	94SC05E2	150						N/A	N/A	
	1008 Berwick Trail Rehabilitation Phase 2	90SC076B							N/A	N/A	
PAS	397 Whites Creek Trunk Sewer	TBD							N/A	N/A	
	403 Hurricane Creek Pump Station Improveme	90SC075A	258	8		8			11/12/2007 A	9/1/2008 A	Cmplt
	815 Washington Regulator Improvements - Pha	94SC005B	900						N/A	N/A	



**Metropolitan Government of Nashville and Davidson County
Department of Water and Sewerage Services
Nashville Overflow Abatement Program**

Engineering Services Single Source Document - Construction Inspection Phase

Sorted by Construction Start

Cost Data in 1000's

<i>PM</i>	<i>Project Name</i>	<i>MWS Number</i>	<i>LRE Budget</i>	<i>MWS Approved Budget</i>	<i>Amended Amount</i>	<i>Revised Approved Budget</i>	<i>Amount Invoiced</i>	<i>% Invoiced</i>	<i>Construction Start Date</i>	<i>Construction End Date</i>	<i>% Time Elapsed</i>
	837 Boscobel CSO - Village Court Sewer Repla	94SC05F1	28	28		28	14	50%	1/18/2008 A	10/27/2008 A	Cmplt
	1009 Mill Creek 36" Trunk Repair	06SC0185							N/A	N/A	
	426 28th Avenue Rehabilitation - Phase 1	91SC036B	275	0		0			N/A	N/A	
	814 Washington Regulator Improvements - Pha	94SC005B							N/A	N/A	
	1010 West End Sewer Rehabilitation Phase 5	93SC26F							N/A	N/A	
	542 Whites Creek WWTP Disinfection	06SC0188							N/A	N/A	
	1015 Area-wide SSO Rehabilitation Continuatio	07SG0093							N/A	N/A	
	880 Rehabilitation FY 2008 Projects	TBD							N/A	N/A	
	1014 Lakewood Area Sewer System Rehabilitati	07SG0092							N/A	N/A	
	657 Lower East Nashville - Phase 3	91SC055C	225						N/A	N/A	
	488 McCrory Creek Equalization Basin	90SC063A	300						N/A	N/A	
	888 Barker Road / Omohundro EQ	03SC136A	500						N/A	N/A	
PAS	893 Hurricane Creek Equalization Basin	TBD							N/A	N/A	
	387 Whites Creek Pumping Station	93SC034T	500						N/A	N/A	
	1016 Long Term Control Plan	08SC0004							N/A	N/A	
	1018 PARTHENON AREA/MURPHY ROAD S	08SC0020							N/A	N/A	
	881 Rehabilitation FY 2009 Projects	TBD							N/A	N/A	
	1003 OAP Program Assistance - CTEE	06SC0128							N/A	N/A	
	1019 Kerrigan Trash Trap Refurbishment	08SG0097							N/A	N/A	
	1004 OAP Program Assistance - CDM	06SC0129							N/A	N/A	
	1005 OAP Program Assistance - BWSC	06SC0130							N/A	N/A	
PAS	882 Rehabilitation FY 2010 Projects	TBD							N/A	N/A	
	850 Benedict & Crutcher Separation	94SC005G	650						N/A	N/A	



Metropolitan Government of Nashville and Davidson County
Department of Water and Sewerage Services
Nashville Overflow Abatement Program

Engineering Services Single Source Document - Construction Inspection Phase

Sorted by Construction Start

Cost Data in 1000's

<i>PM</i>	<i>Project Name</i>	<i>MWS Number</i>	<i>LRE Budget</i>	<i>MWS Approved Budget</i>	<i>Amended Amount</i>	<i>Revised Approved Budget</i>	<i>Amount Invoiced</i>	<i>% Invoiced</i>	<i>Construction Start Date</i>	<i>Construction End Date</i>	<i>% Time Elapsed</i>
PAS	896 Barker Road / Omohundro Equalization Ba	03SC136C							N/A	N/A	
PAS	489 McCrory Creek Equalization Basin #2	90SC063B							N/A	N/A	
	883 Rehabilitation FY 2011 Projects	TBD							N/A	N/A	
DSW	813 Washington Regulator Improvements - Pha	94SC005B							N/A	N/A	
	1017 CAP/ER	08SC0006							N/A	N/A	
PAS	652 Basswood / West Park Equalization Basin #	05SC033B							N/A	N/A	
	830 Schrader Separation	94SC005E	1300						N/A	N/A	
PAS	499 Dodson Chapel Equalization Basin #2	TBD							N/A	N/A	
	835 Boscobel Separation	94SC005F	900						N/A	N/A	



Metropolitan Government of Nashville and Davidson County
Department of Water and Sewerage Services
Nashville Overflow Abatement Program

Sorted by Construction Start

Engineering Services Single Source Document - Construction Inspection Phase

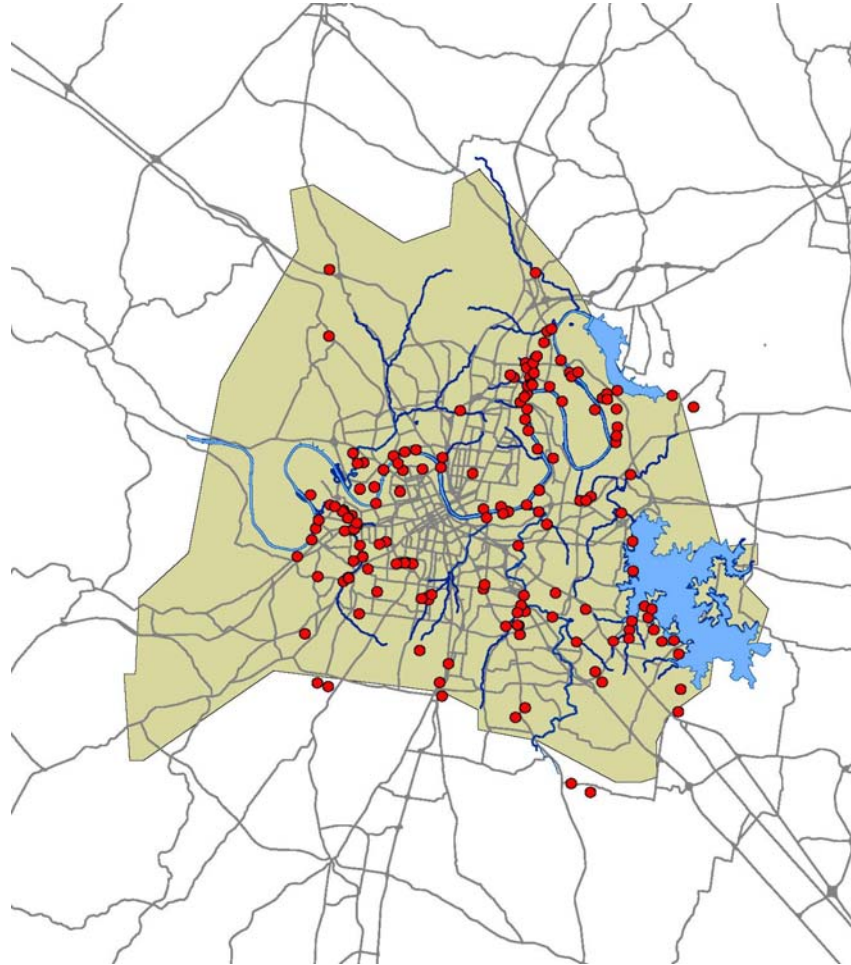
Cost Data in 1000's

<i>PM</i>	<i>Project Name</i>	<i>MWS Number</i>	<i>Subconsultant</i>	<i>LRE Budget</i>	<i>MWS Approved Budget</i>	<i>Amended Amount</i>	<i>Revised Approved Budget</i>	<i>Amount Invoiced</i>	<i>% Invoiced</i>	<i>Const Start Date</i>	<i>Const End Date</i>	<i>% Time Elapsed</i>
VDT	875	North 1st Street Tank	90SC0167	N/A	495	0	0			N/A	N/A	
VDT	873	Van Buren Street Tank	90SC0165	N/A	312	0	0			N/A	N/A	
VDT	871	Harrison Street Tank	90SC0164	N/A	857	0	0			N/A	N/A	
VDT	748	Charlotte Avenue Tank	90SC0153	N/A	563	0	0			N/A	N/A	
VDT	746	Schrader Lane Tank	90SC0160	N/A	320	0	0			N/A	N/A	
VDT	745	Shelby Park Tank	90SC0162	N/A	326	0	0			N/A	N/A	
VDT	744	Crutcher Street Tank	90SC0158	N/A	281	0	0			N/A	N/A	
VDT	616	Boscobel Street Tank	90SC0155	N/A	139	0	0			N/A	N/A	

VII. OVERFLOW LOCATIONS

Nashville Overflow Abatement Program

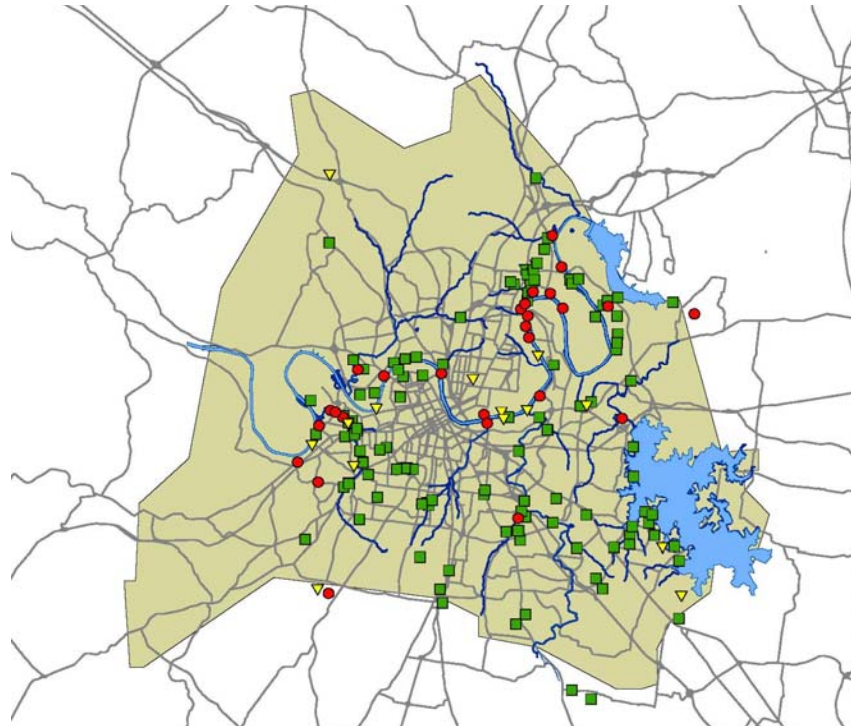
164 Potential SSO Locations Identified Since 1990



Nashville Overflow Abatement Program

SSO Mitigation Progress

As of August 2007

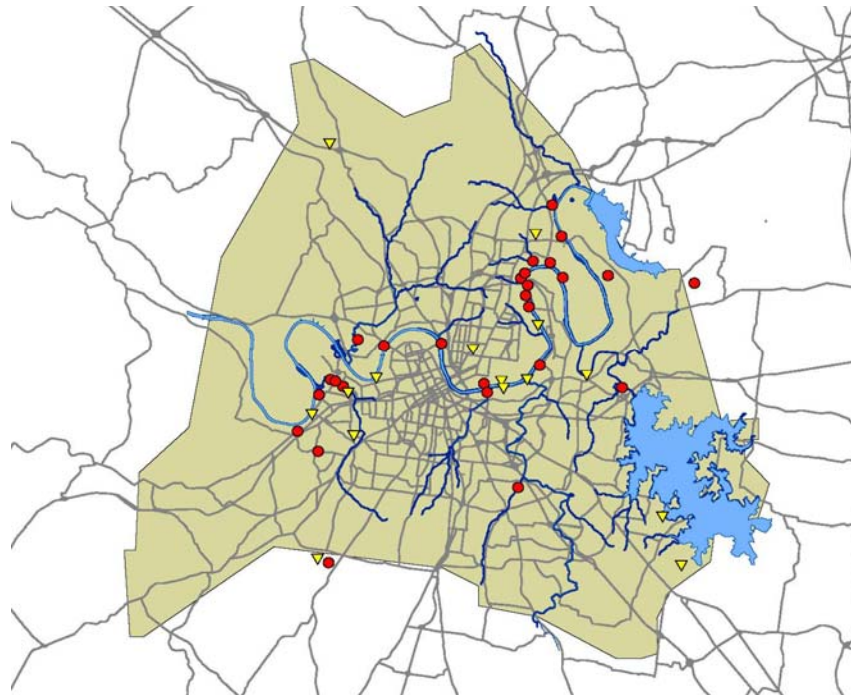


- 121 Eliminated (74%)
- 27 Not Yet Eliminated (16%)
- ▽ 16 Verifying Elimination (10%)

Nashville Overflow Abatement Program

Overflow Locations

As of August 2007



● 27 Not Yet Eliminated

▽ 16 Verifying Elimination