

# 1,797 people experiencing homelessness were housed in Nashville from March 2022 through February 2023. This is a **7.5% decrease** from last year (March 2021 through February 2022).



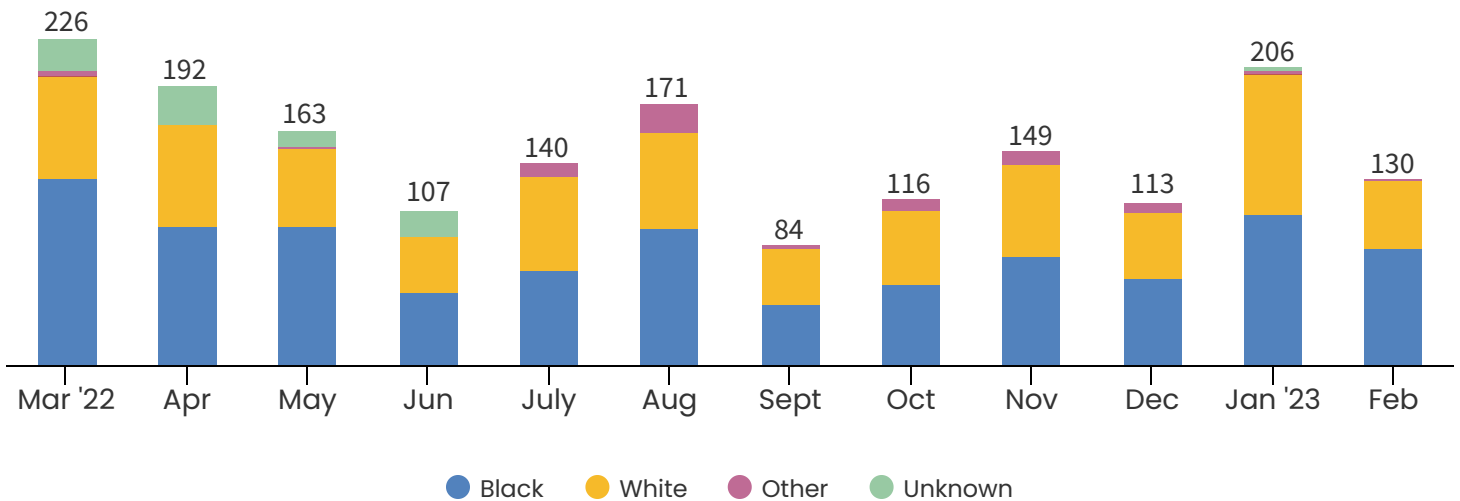
Source: De-duplicated Nashville–Davidson County HMIS data including permanent housing exits and move-in dates from **Emergency Shelters\***, **Transitional Housing**, **Street Outreach**, **Rapid Rehousing**, **Permanent Housing**, **Coordinated Entry (CE)**, and **Domestic Violence Coordinated Entry (DV CE)\*\***.

\*This data does not include information from the Nashville Rescue Mission.

\*\*DV CE data only includes the heads of household's information, and may under-represent the number of people fleeing domestic violence who were housed.



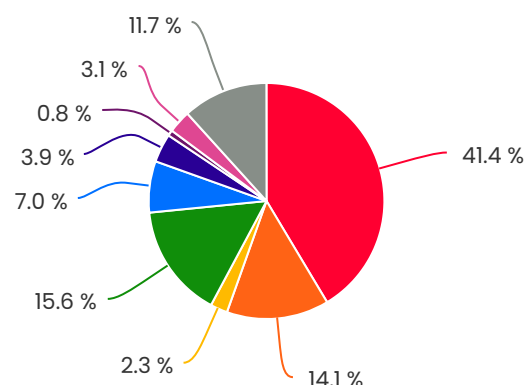
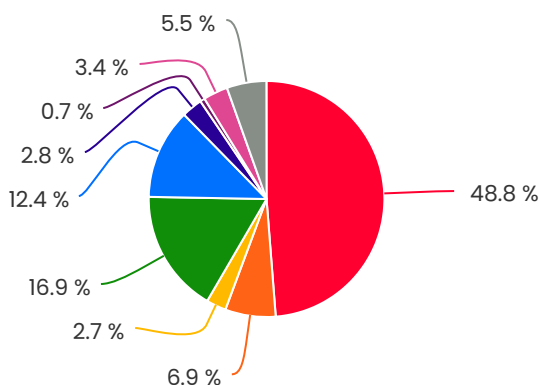
- 18 people moved into permanent housing in February with Housing Choice Vouchers- the most since March 2022.
- 62% of people who exited homelessness into permanent housing in February are Black.
- Overall, exits from homelessness into permanent housing have been decreasing when compared to last year.
- Less than 1% of clients in Street Outreach programs exited to permanent housing in February.



## Housing Exits by Destination

March 2022 to February 2023

February 2023



● RRH ● HCV ● Public housing ● No subsidy ● Friends & family ● VASH ● Owned ● Other permanent housing ● Other ongoing subsidy

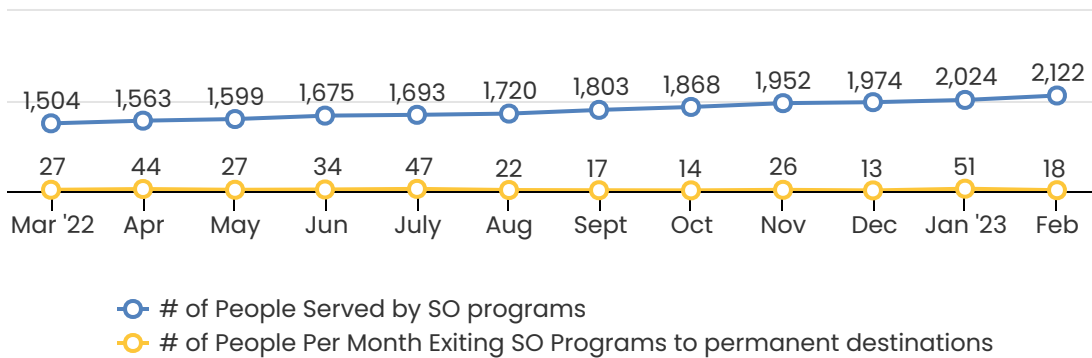
# Street Outreach

**Street Outreach (SO)** projects offer services necessary to reach out to people experiencing unsheltered homelessness, connect them to emergency shelters, housing, or other services, and provide urgent non-facility-based care to people unwilling or unable to access emergency shelter or other housing.

HMIS-Participating SO providers:

- |                             |                                  |                           |
|-----------------------------|----------------------------------|---------------------------|
| Bridge Ministry ●           | Mental Health Coop ●             | Open Table Nashville ●    |
| Colby's Army ●              | Metro Homeless Impact Division ● | Park Center ● ● ●         |
| Community Care Fellowship ● | Nashville Downtown Partnership ● | People Loving Nashville ● |
| Centerstone ●               | Nashville Street Project ●       | The Salvation Army ●      |
| The Contributor ● ●         | Neighborhood Health ●            | Step Up on Second ●       |
| Green Street Church ●       | Oasis Center ●                   |                           |

- **17** agencies provided Street Outreach services to **2,122** clients (**2,035** households) in **February**.
- **18** clients (**0.8%**) exited Street Outreach programs to **permanent housing destinations** in **February**.
- **2,707** unique clients have been served by Street Outreach projects since **March 2022**.
- The completeness of this data has fluctuated based on agency participation.



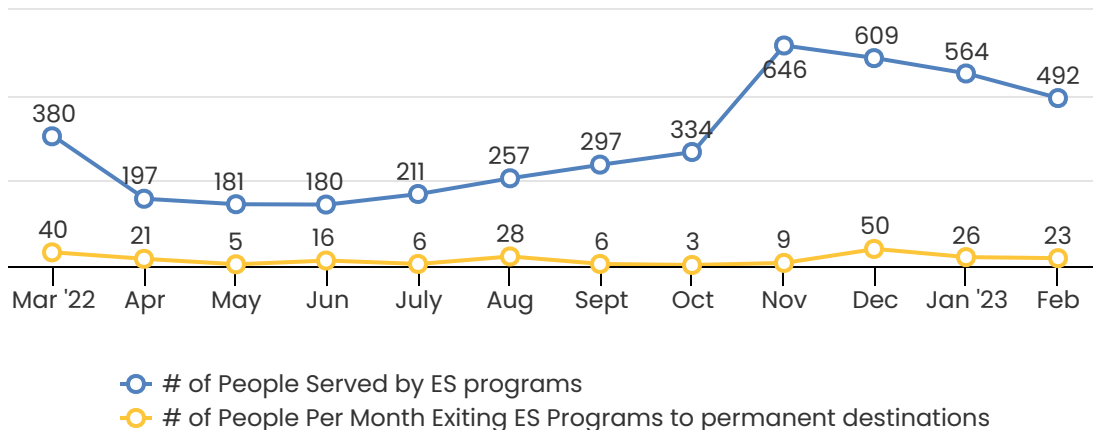
# Emergency Shelters

**Emergency Shelter (ES)** projects offer temporary shelter/lodging for people experiencing homelessness in general or specific populations of people experiencing homelessness.

HMIS-Participating ES Providers:

- |                              |                   |                                 |
|------------------------------|-------------------|---------------------------------|
| Community Cares Fellowship ● | Nashville CARES ● | Room in the Inn ●               |
| Launch Pad ●                 | Oasis Center ●    | Safe Haven Family Shelter ● ● ● |
| Metro Social Services ●      |                   | Step Up on Second ●             |

- **8** agencies provided Emergency Shelter bed services to **492** clients (**363** households) in **February**.
- **23** clients (**4.7%**) exited Emergency Shelter programs to **positive housing destinations** in **February**.
- **1,714** unique clients have been served by Emergency Shelter projects since **March 2022**.



**Funding Source Key:**

- CoC
- ESG
- ESG-CV
- PATH
- RHY
- VA
- Local/Other

**Data Source:**

Nashville-Davidson County HMIS, 3.1.22-2.28.23  
Prepared by Metro Homeless Impact Division

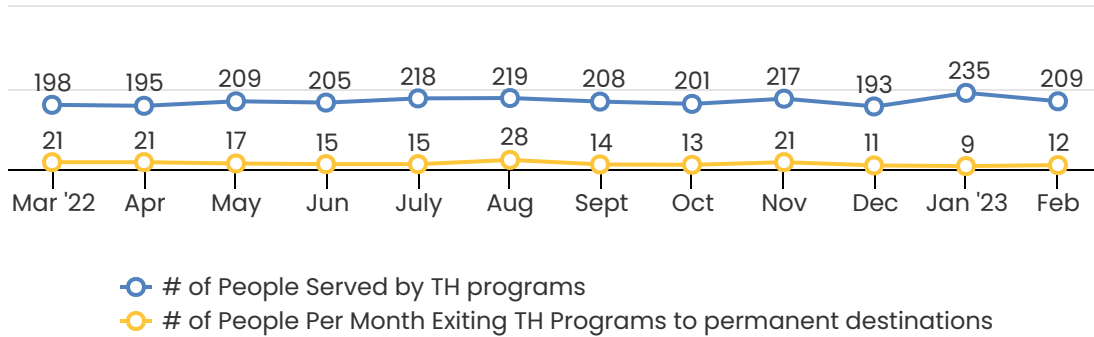
# Transitional Housing

**Transitional Housing (TH)** projects provide individuals and families experiencing homelessness with the interim stability and support needed to successfully move to and maintain permanent housing.

HMIS-Participating TH Providers:

- Aphesis House ●
- Room in the Inn ●
- Launch Pad ●
- The Salvation Army ●●●
- Matthew 25 ●
- Village at Glenclyff ●
- Operation Stand Down ●

- **7** agencies provided Transitional Housing services to **209** clients (**186** households) in **February**. This data does not include the Nashville Rescue Mission.
- **12** clients (**5.7%**) exited Transitional Housing programs to **positive housing destinations** in **February**.
- **505** unique clients have been served by Transitional Housing programs since **March 2022**.



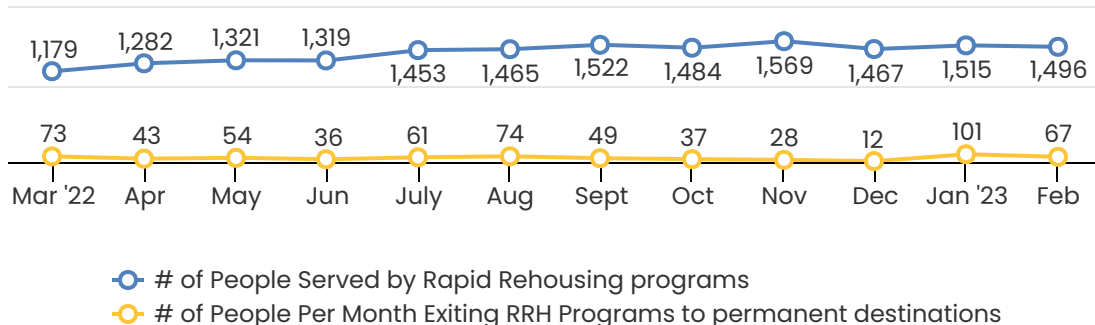
# Rapid Rehousing

**Rapid Rehousing (RRH)** projects fund short- or medium-term rental assistance and housing relocation/stabilization services designed to quickly move individuals and families from emergency shelters or places not meant for habitation into permanent housing.

HMIS-Participating RRH Providers:

- Catholic Charities ●●
- Nashville CARES ●●
- Safe Haven Family Shelter ●●●●
- Community Cares Fellowship ●
- Nashville Downtown Partnership ●
- The Salvation Army ●●●●
- The Contributor ●
- Oasis Center ●●
- Step Up on Second ●
- Operation Stand Down ●

- **10** agencies provided Rapid Rehousing services to **1,496** clients (**704** households) in **February**.
- **859** of those people (**429** households) have **moved into housing** so far.
- **67** clients exited Rapid Rehousing programs to **positive housing destinations** in **February**.
- **6** clients exited Rapid Rehousing programs to **homelessness, institutions, or death** in **February**.
- **2,482** unique clients have been served by Rapid Rehousing programs since **March 2022**.



**Funding Source Key:**

- CoC
- ESG
- ESG-CV
- PATH
- RHY
- VA
- Local/Other

**Data Source:**

Nashville-Davidson County HMIS, 3.1.22-2.28.23  
 Prepared by Metro Homeless Impact Division

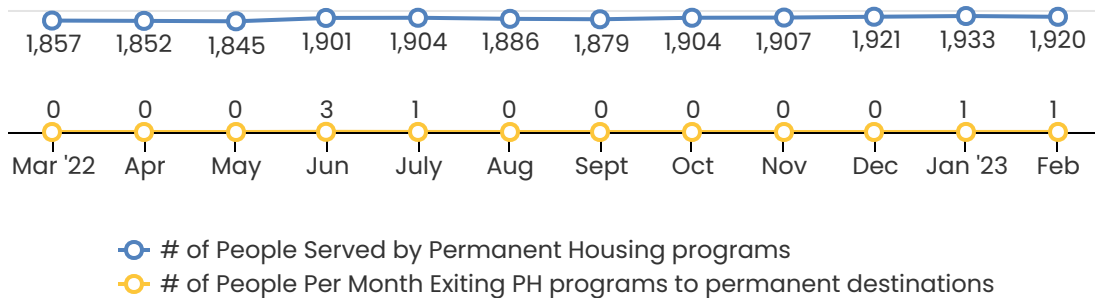
# Permanent Housing

**Permanent Housing (PH)** projects are community-based housing without a designated length of stay in which formerly homeless individuals and families live as independently as possible. Under PH, a program participant must be the tenant on a lease for an initial term that is renewable. Permanent Supportive Housing (PSH) projects are projects that offer permanent housing and supportive services to assist homeless persons with a disability to live independently.

HMIS-Participating PH Providers:

- Matthew 25 ●
- MDHA ●
- Room in the Inn ●
- Park Center ●
- Urban Housing Solutions ●

- **5** agencies provided Permanent Housing services to **1,920** clients (**1,296** households) in **February**.
- **1** client exited Permanent Housing programs to **positive housing destinations** in **February**.
- **1** client exited Permanent housing programs to **homelessness, institutions, or death** in **February**.
- **2,042** unique clients have been served by PH programs since **March 2022**.



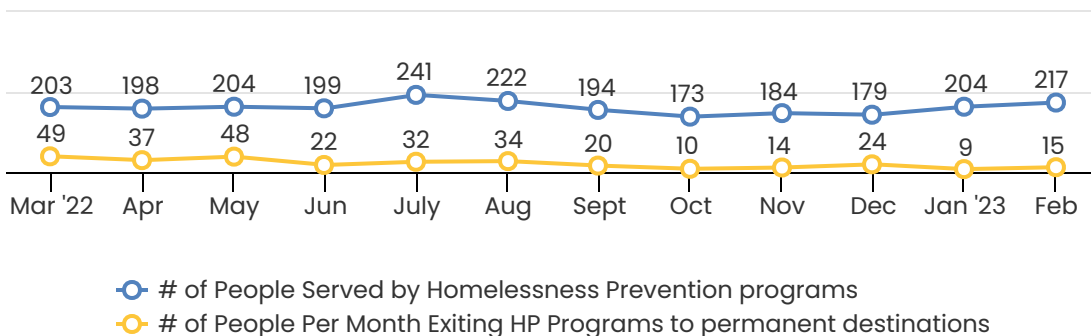
# Homelessness Prevention

**Homelessness Prevention (HP)** projects fund short-and/or medium-term rental assistance and housing relocation and stabilization services (financial assistance and service costs) designed to prevent an at-risk individual or family from moving into an emergency shelter or place not meant for habitation.

HMIS-Participating HP Providers:

- Catholic Charities ●
- The Contributor ●
- Nashville CARES ●
- Oasis Center ●
- Nashville International Center for Empowerment ●
- Operation Stand Down ●
- The Salvation Army ●
- Step Up on Second ●

- **8** agencies provided Homelessness Prevention services to **217** clients (95 households) in **February**.
- **15** clients exited Homelessness Prevention programs to **positive housing destinations** in **February**.
- **574** unique clients have been served by HP programs since **March 2022**.



Funding Source Key:

- CoC
- ESG
- ESG-CV
- PATH
- RHY
- VA
- Local/Other

Data Source:

Nashville-Davidson County HMIS, 3.1.22-2.28.23  
Prepared by Metro Homeless Impact Division