

SUBSTITUTE BILL NO. BL 2011-913

A bill to be entitled: The Budget Ordinance of the Metropolitan Government of Nashville and Davidson County, Tennessee for Fiscal Year 2012

WHEREAS, Article 6 of the Metropolitan Charter provides for the preparation of the Annual Operating Budget of the Metropolitan Government and for its submission to the Council by the Mayor not later than May 1 of each year.

BE IT ENACTED BY THE COUNCIL OF THE METROPOLITAN GOVERNMENT OF NASHVILLE AND DAVIDSON COUNTY:

ARTICLE I

The amounts hereafter set out in Section I and Section II shall constitute the estimated revenues and applicable prorating provisions for property taxes, and the Operating Budget for The Metropolitan Government of Nashville and Davidson County, and the said sums specified herein are hereby appropriated for the purpose of meeting the expenses for the General Services District (GSD) and the Urban Services District (USD), respectively, for the various departments, institutions, offices, and agencies of the Metropolitan Government, and for meeting the payments of principal and interest on the Metropolitan Government debt maturing during the fiscal year beginning July 1, 2011 and ending June 30, 2012 (hereinafter referred to as Fiscal Year 2012 and FY2012).

The informational summary sheets immediately following are recapitulations of the detailed estimated revenue sources and budget appropriations by funds for purposes and in amounts numerically itemized by departmental accounts in subsequent schedules of Section I and Section II.

In order to facilitate proper grant accounting, the Director of Finance is hereby authorized to transfer grant-related appropriations and estimated revenues from the general funds to existing or new special revenue funds at his discretion.

The Director of Finance is hereby authorized to transfer funds as necessary to implement the Guaranteed Pension Plan program previously approved by the Metropolitan Council.

The Director of Finance is hereby authorized to carry forward and allocate in FY 2012 any unencumbered and unexpended funds at June 30, 2011 for General Government Administration, Employee Benefits and Contingency; Community Support; and Reserve appropriations.

The Director of Finance is hereby authorized to carry forward and allocate in FY 2012 any unencumbered and unexpended funds at June 30, 2011 for appropriations made from benefit trust fund accounts.

The funds received by the Metropolitan Government from the Thermal Transfer Corporation upon the dissolution of the Thermal Transfer Corporation are appropriated for the purpose of paying any valid outstanding obligations of the Thermal Transfer Corporation and remediation cost and expenses incurred by the Metropolitan Government in connection with the redevelopment of the site where the plant of the Thermal Transfer Corporation was previously located.

From the funds appropriated to the Hospital Authority, there is allocated a sum not to exceed \$3,600,000 for the provision of inmate health care. These funds will be used exclusively at Metro General Hospital to purchase health care for inmates in the care and custody of the Sheriff. This provision will be administered by the Department of Health in consultation with the Hospital Authority and the Sheriff.

Nashville General Hospital (NGH) serves as a safety net facility in the provision of acute medical care services to residents of Davidson County, Tennessee. NGH requires additional financial resources in order to continue expanding the safety net to meet the challenges in covering the increasing costs of providing acute care healthcare services to the indigent, uninsured and Medicaid/TennCare patients in Davidson County, and to increase access to acute care services that would otherwise be unavailable to these populations. A new, nonrecurring appropriation of \$43,190,700 is provided to the Hospital Authority, \$30,690,700 of which is provided for the Fiscal Year 2012 operating budget, \$5,000,000 is provided for repayment of outstanding debt for capital projects due to Metro, and a new and additional appropriation of \$7,500,000 is hereby authorized to provide Nashville General Hospital the opportunity to utilize these funds through an intergovernmental transfer to the State of Tennessee as a match to access Federal funds for use by the Hospital Authority. This action is taken in cooperation with the appropriate authorities representing the State of Tennessee. This transaction requires the approval of the Centers for Medicare and Medicaid Services (CMS). In the event that CMS fails to approve this transaction, the \$7,500,000 will be paid to the Hospital Authority, and therefore, NGH. The Mayor is authorized to execute any and all documents necessary to complete the above-referenced transaction with the Federal and State governments.

Funds received by the Metropolitan Government from the sale of real property owned by the Board of Education, less any expenses incurred by the Metropolitan Government in connection with the sale of such property, shall be allocated to Metro Schools by the Director of Finance and are appropriated for school purposes as determined by the Board of Education.

It is not the intention of the Metropolitan Council in adopting this budget ordinance or in the adoption of previous budget ordinances, to appropriate any monies for the payment of claims arising out of the performance of a government function and for which the defense of governmental immunity is a valid defense.

In the event adjustments are made to internal service fund budgets by the Metro Council, the Director of Finance is authorized to adjust the affected operating budgets of internal service funds, special revenue funds, enterprise funds, and departmental operating budget accounts.

The Director of Finance is hereby authorized to carry forward and allocate in FY2012 \$70,000 from unencumbered and unexpended funds at June 30, 2011 from the GSD General Fund for appropriations to Internal Audit for the completion of audit projects authorized by the Internal Audit Committee in Fiscal Year 2011.

For purposes of expediting flood recovery efforts during the fiscal year, the Director of Finance is hereby authorized to provide funding approval to proceed with flood related projects where reimbursement for said projects is expected from Federal Emergency Management Agency (FEMA) funds, insurance proceeds and/or other identified funding sources, conditioned on the following: (1) all such reimbursements from federal and/or state grants are submitted to the Metropolitan Council for ratification at the time the funds are awarded; and (2) the Director of Finance provides the Metropolitan Council with a monthly report detailing the expenditures and the amount of reimbursement funding received.

The Director of Finance is hereby authorized to carry forward and allocate remaining funds from Hotel Occupancy Tax Funds (30047 Hotel Occupancy 2007 1% Secondary TDZ Fund) enacted pursuant to Ordinance BL2010-726 to the Nashville Convention & Visitors Bureau for the purpose of assisting in post-flood tourism development and promotion efforts in the Music Valley area.

The Director of Finance is hereby authorized to carry forward and allocate remaining funds at June 30, 2011 and funds received during FY 2012 from Hotel Occupancy Tax Funds (30047 Hotel Occupancy 2007 1% Secondary TDZ Fund) enacted pursuant to Ordinance BL2010-727 to the Gaylord Entertainment Co. for the purpose of repairing and renovating the Grand Ole Opry House due to damages directly caused by the May 2010 flood.

Summary Of Estimated Revenue And Fund Balances To Support Appropriations

**Fiscal Year
2012**

Revenue Source Or Description	General Fund	Debt Service Fund	School Debt Service Fund	School Funds	Total
GENERAL SERVICES DISTRICT:					
Property Taxes - Current Year	\$323,451,200	\$77,361,800	\$27,420,900	\$214,456,300	\$642,690,200
Property Taxes - Non Current Year	37,247,600	2,679,800	953,700	10,147,000	51,028,100
Local Option Sales Tax	87,428,700	1,910,600	0	174,857,300	264,196,600
Other Taxes, Licenses, and Permits	100,508,900	0	0	4,802,300	105,311,200
Fines, Forfeits, and Penalties	12,519,500	452,000	0	6,200	12,977,700
Revenues From Use of Money or Property	0	0	0	0	0
Other Agencies - Federal Direct	1,258,000	0	0	100,000	1,358,000
Other Agencies - Federal Through State	766,500	0	0	100,000	866,500
Other Agencies - Other Pass - Through	6,170,900	0	0	0	6,170,900
Other Agencies - State Direct	62,474,100	2,802,600	0	230,866,700	296,143,400
Other Agencies - Other Governments	5,437,500	0	0	5,000	5,442,500
Commissions and Fees	13,515,400	0	0	0	13,515,400
Charges for Current Services	26,264,700	0	0	760,000	27,024,700
Compensation from Property	355,900	0	0	428,000	783,900
Contributions and Gifts	413,300	0	0	300,000	713,300
Miscellaneous	1,527,000	0	0	45,000	1,572,000
Subtotal	\$679,339,200	\$85,206,800	\$28,374,600	\$636,873,800	\$1,429,794,400
Operating Transfers In	30,817,600	10,405,600	3,096,100	37,161,000	81,480,300
Non-Operating Transfers In	8,946,500	0	0	0	8,946,500
Subtotal	\$39,764,100	\$10,405,600	\$3,096,100	\$37,161,000	\$90,426,800
Appropriated Reserves	0	0	0	0	0
Appropriated Unreserved Fund Balances	0	0	11,161,900	0	11,161,900
Total Available for GSD Appropriations	<u>\$719,103,300</u>	<u>\$95,612,400</u>	<u>\$42,632,600</u>	<u>\$674,034,800</u>	<u>\$1,531,383,100</u>

URBAN SERVICES DISTRICT:

Property Taxes - Current Year	\$68,162,700	\$13,411,200	--	--	\$81,573,900
Property Taxes - Non Current Year	17,989,600	436,100	--	--	18,425,700
Local Option Sales Tax	0	0	--	--	0
Other Taxes, Licenses, and Permits	3,703,500	0	--	--	3,703,500
Revenues From Use of Money or Property	0	0	--	--	0
Other Agencies - Federal Direct	0	0	--	--	0
Other Agencies - State Direct	4,310,400	0	--	--	4,310,400
Other Agencies - Other Governments	0	0	--	--	0
Charges for Current Services	859,700	0	--	--	859,700
Compensation from Property	100,000	0	--	--	100,000
Operating Transfers In	0	1,031,700	--	--	1,031,700
Subtotal	\$95,125,900	\$14,879,000	--	--	\$110,004,900
Appropriated Unreserved Fund Balances	13,435,500	0	--	--	13,435,500
Total Available for USD Appropriations	<u>\$108,561,400</u>	<u>\$14,879,000</u>	<u>--</u>	<u>--</u>	<u>\$123,440,400</u>

Recapitulation Of Appropriations In Appropriated Funds By District

**Fiscal Year
2012**

Function	General Services District	Urban Services District	Duplicated by Interdistrict Interfund Transfers	Appropriation by Function and/or Fund
GENERAL FUNDS:				
General Government	\$150,697,000	\$24,535,400	\$0	\$175,232,400
Fiscal Administration	22,808,900	0	0	22,808,900
Administration of Justice	54,888,300	0	0	54,888,300
Law Enforcement and Care of Prisoners	205,571,200	481,000	481,000	205,571,200
Fire Prevention and Control	46,080,200	61,024,400	0	107,104,600
Regulation, Inspection, & Economic Development	30,315,400	1,581,600	0	31,897,000
Conservation of Natural Resources	519,100	0	0	519,100
Public Welfare	8,087,500	0	0	8,087,500
Public Health	77,768,400	0	0	77,768,400
Public Library System	20,183,400	0	0	20,183,400
Recreational, Cultural, & Community Support	42,223,300	200,000	0	42,423,300
Public Works, Highways and Streets	59,960,600	16,808,700	0	76,769,300
Transfers	0	3,930,300	3,930,300	0
GENERAL FUNDS TOTAL	\$719,103,300	\$108,561,400	\$4,411,300	\$823,253,400
DEBT SERVICE FUNDS	138,245,000	14,879,000	5,896,900	147,227,100
SCHOOL FUNDS	674,034,800	0	0	674,034,800
TOTAL APPROPRIATIONS BY DISTRICT	\$1,531,383,100	\$123,440,400	\$10,308,200	\$1,644,515,300
Less GSD Interfund Transfer - GSD Debt to GSD General	(\$12,007,600)	\$0	\$0	(12,007,600)
Less GSD Interfund Transfer - GSD Debt to Schools Debt	0	0	0	0
Less GSD Interfund Transfer - GSD General to GSD Debt	(8,548,300)	0	0	(8,548,300)
Less GSD Interfund Transfer - Schools to GSD Debt	(971,200)	0	0	(971,200)
Less GSD Interfund Transfer - Schools to GSD General	(224,200)	0	0	(224,200)
Less GSD Interfund Transfer - GSD Debt to GSD Schools	(27,389,200)	0	0	(27,389,200)
Less GSD Interfund Transfer - Schools to School Debt	(3,096,100)	0	0	(3,096,100)
Less GSD Interfund Transfer - Schools Debt to Schools	(6,500,000)	0	0	(6,500,000)
NET APPROPRIATION BY DISTRICT	\$1,472,646,500	\$123,440,400	\$10,308,200	\$1,585,778,700

Estimated Unencumbered Beginning & Appropriated Fund Balances

**Fiscal Year
2012**

This schedule is presented for information purposes only.

Fund	Estimated Unencumbered Fund Balance June 30, 2011	Appropriated for use in FY 2012 Budget	Estimated Unencumbered Fund Balance June 30, 2012	Estimated June 30, 2012 Balance as a Percent of FY'12 Budget
GENERAL SERVICES DISTRICT:				
General Fund	\$36,800,000	0	\$36,800,000	5.1%
Debt Service Fund	8,400,000	0	8,400,000	8.8%
Schools Fund	28,100,000	0	28,100,000	4.2%
Schools Debt Service Fund	16,100,000	11,161,900	4,938,100	11.6%
URBAN SERVICES DISTRICT:				
General Fund	\$24,200,000	\$13,435,500	\$10,764,500	9.9%
Debt Service Fund	3,000,000	0	3,000,000	20.2%

Provisions for Prorating Property Taxes:

2010 (Preceding) and Prior Years: 2010 and prior years' Property Taxes of the General Services District and/or the former Davidson County, collected pursuant to revenue account numbers 401211 through 401330 of this Section during Fiscal Year 2012, are to be prorated consistent with the tax levy ordinance applicable for the tax year and fiscal year in which the tax was originally levied.

2011 Property Taxes: 2011 Property Taxes of the General Services District, collected pursuant to revenue account numbers 401110 through 401130 of this Section during Fiscal Year 2012 are to be prorated consistent with the tax levy ordinance for Fiscal Year 2012. Therefore, all such taxes are prorated as follows:

Fund	GSD	GSD
	Outside	Inside
	USD	USD
10101 GSD General Fund	51.12%	50.15%
35131 GSD Schools Fund	32.87%	33.52%
20115 GSD Debt Service Fund	11.80%	12.03%
25104 GSD Schools Debt Service Fund	4.21%	4.30%
	<u>100.00%</u>	<u>100.00%</u>

Section I: General Services District

Fiscal Year

Schedule A: Estimated Revenues & Fund Balances Supporting Appropriations

2012

Object Acct	Revenue Source Or Description	10101 General Fund	20115 Debt Services Fund	25104 MNPS Debt Service Fund	35131 MNPS Funds	Total
PROPERTY TAXES:						
Property Taxes - Current Year						
401110	Real Property - current year	\$293,496,200	\$70,217,800	\$24,868,900	\$194,562,300	\$583,145,200
401120	Personal Property - current year	18,670,000	4,450,000	1,590,000	12,390,000	37,100,000
401130	Public Utility - current year	11,285,000	2,694,000	962,000	7,504,000	22,445,000
Subtotal Property Taxes - Current Year		\$323,451,200	\$77,361,800	\$27,420,900	\$214,456,300	\$642,690,200
Property Taxes - Non Current Year						
401201	Delinquent Property Taxes Sold	\$10,714,900	\$2,563,500	\$907,900	\$7,103,000	\$21,289,300
401212	Real-Collection -preceding year	52,500	18,400	0	89,600	160,500
401213	Real-C & M - preceding year	113,400	27,200	9,000	78,000	227,600
401222	Personal Collection - preceding year	0	0	5,600	44,100	49,700
401224	Personal Collection - C & M - preceding year	0	0	5,400	49,700	55,100
401232	Public Utility Collection - preceding year	0	0	0	0	0
401234	Public Utility C&M Tax Lit preceding	0	52,900	0	5,800	58,700
401310	Real Property- C&M-prior	327,200	0	21,600	89,300	438,100
401320	Personalty-Trustee- prior	0	0	0	0	0
401324	Personalty-Trustee- C&M-prior	34,000	17,800	4,200	22,400	78,400
401330	Public Utility - Trustee -prior	0	0	0	0	0
401334	Public Utility - C&M Tax Lit-prior	111,700	0	0	0	111,700
401510	Interest/ Penalty- Trustee	350,600	0	0	0	350,600
401520	Interest/ Penalty- Collections	291,100	0	0	0	291,100
401530	Interest/ Penalty- C&M	483,300	0	0	0	483,300
401531	Attorney Fees - C & M	546,300	0	0	0	546,300
401540	Tax Summons Fees	81,900	0	0	0	81,900
401541	Tax Summons Fees - Personal	7,000	0	0	0	7,000
401542	Interest Prop Tax Sold	1,375,800	0	0	0	1,375,800
401610	In-Lieu - current	21,500,000	0	0	2,665,100	24,165,100
401960	Premium Prop Tax Sold	1,257,900	0	0	0	1,257,900
Subtotal Property Taxes - Non Current Year		\$37,247,600	\$2,679,800	\$953,700	\$10,147,000	\$51,028,100
TOTAL PROPERTY TAXES		\$360,698,800	\$80,041,600	\$28,374,600	\$224,603,300	\$693,718,300
LOCAL OPTION SALES TAX:						
402000	Local Option Sales Tax	\$87,428,700	\$1,910,600	\$0	\$174,857,300	\$264,196,600
402100	TN Telecommunication Sales Tax	0	0	0	0	0
TOTAL LOCAL OPTION SALES TAX		\$87,428,700	\$1,910,600	\$0	\$174,857,300	\$264,196,600
OTHER TAXES, LICENSES, AND PERMITS:						
403101	Marriage License	\$0	\$0	\$0	\$45,500	\$45,500
403103	Special Private License	5,400	0	0	0	5,400
403104	Taxicab License	140,200	0	0	0	140,200
403105	Motor Vehicle License	22,915,900	0	0	0	22,915,900
403106	General Wrecker License	15,000	0	0	0	15,000
403107	Emergency Wrecker License	18,000	0	0	0	18,000
403108	Pawnbroker License	100	0	0	0	100
403111	Pet Registration	330,000	0	0	0	330,000
403114	Arborist License	200	0	0	0	200
403116	Helping Schools License	0	0	0	5,000	5,000
403119	Tattoo License	16,500	0	0	0	16,500
403120	Adult Entertainment License	39,000	0	0	0	39,000
403123	Horse-Drawn Carriage License	1,900	0	0	0	1,900
403124	Booting Service License	1,200	0	0	0	1,200
403125	Other PVH Company Certi	12,200	0	0	0	12,200

Section I: General Services District

Fiscal Year

Schedule A: Estimated Revenues & Fund Balances Supporting Appropriations

2012

Object Acct	Revenue Source Or Description	10101	20115	25104	35131	Total
		General Fund	Debt Services Fund	MNPS Debt Service Fund	MNPS Funds	
403201	Commercial Vehicle Wheel Tax	2,659,500	0	0	0	2,659,500
403202	Wholesale Beer Tax	15,809,800	0	0	0	15,809,800
403203	Alcoholic Beverage Privilege Tax	155,100	0	0	0	155,100
403204	Alcoholic Beverage Gross Receipt Tax	1,045,600	0	0	4,751,800	5,797,400
403205	Beer Permit Privilege Tax	150,000	0	0	0	150,000
403206	Business Tax	24,560,000	0	0	0	24,560,000
403206	State Business Tax/State	0	0	0	0	0
403208	Mineral Severance Tax	350,200	0	0	0	350,200
403301	Wholesale Liquor Tax	3,895,000	0	0	0	3,895,000
403303	Taxicab Driver Permit	36,200	0	0	0	36,200
403304	Wrecker Permit	13,400	0	0	0	13,400
403305	Building Permit	4,500,000	0	0	0	4,500,000
403306	Electrical Permit	1,200,000	0	0	0	1,200,000
403307	Plumbing Permit	625,000	0	0	0	625,000
403308	Excavation Permit	190,000	0	0	0	190,000
403309	Beer Permit	85,000	0	0	0	85,000
403310	Gas Code Permit	900,000	0	0	0	900,000
403311	Alarm Device Permit	1,200,000	0	0	0	1,200,000
403315	Air Pollution Permit	115,000	0	0	0	115,000
403317	Dance Permit	30,000	0	0	0	30,000
403319	Meter Occupancy Permit	90,000	0	0	0	90,000
403320	Temporary Street Close Permit	375,000	0	0	0	375,000
403321	Event & Film Permit	7,000	0	0	0	7,000
403323	After Hours Permit	1,000	0	0	0	1,000
403324	Other PVH Vehicle Permi	700	0	0	0	700
403325	Other PVH Driver Permit	3,900	0	0	0	3,900
403326	Demolition Permit	0	0	0	0	0
403327	Sign Permit	0	0	0	0	0
403400	Franchises-Other	11,200,000	0	0	0	11,200,000
403401	Franchises - Cable Television	7,815,900	0	0	0	7,815,900
TOTAL OTHER TAXES, LICENSES, & PERMITS		\$100,508,900	\$0	\$0	\$4,802,300	\$105,311,200

FINES, FORFEITS AND PENALTIES:

404002	Home School Penalty	\$0	\$0	\$0	\$5,000	\$5,000
404004	Offender Program Income	0	0	0	0	0
404007	Return Check Fees	200	0	0	0	200
404101	Metro Courts Fines & Costs - Div I	725,000	0	0	0	725,000
404103	Drug Screening Fine - Gen Sess Ct	40,000	0	0	0	40,000
404104	Beer Law Violation Fine	60,000	0	0	0	60,000
404105	Gen'l Sessions - Traffic Viol. Ad. Fee	165,000	0	0	0	165,000
404106	Gen'l Sessions - DUI Fines - Crim. Ct Clk	305,000	0	0	0	305,000
404107	Game/Fish Violation Fine - GS Crim. Div.	1,400	0	0	0	1,400
404108	Environmental Court Fine	40,000	0	0	0	40,000
404109	Pre-Trial Diversion Cost	2,000	0	0	0	2,000
404110	Indigent Defendant Cost	162,000	0	0	0	162,000
404111	Traffic Violation Fine	4,300,000	0	0	0	4,300,000
404200	Court Clerk - Fines & Costs - Criminal	350,000	0	0	0	350,000
404210	Food Inspection - Civil Fine	40,000	0	0	0	40,000
404211	Impact Demo Prog Fee	100	0	0	0	100
404216	Alcohol & Drug Assessments	0	0	0	0	0
404244	Return Prisoners Cost	0	0	0	0	0
404250	Juvenile Inmate Board	3,000	0	0	0	3,000
404300	DUI & Safety Ed Program Fee	500,000	0	0	0	500,000
404302	Traffic School Fee - Gen'l Sess	1,759,000	0	0	0	1,759,000
404303	Drivers License Reinst Fee	700,000	0	0	0	700,000
404350	Breath Alcohol Test Fees - Criminal Ct	8,000	0	0	0	8,000

Section I: General Services District

Fiscal Year

Schedule A: Estimated Revenues & Fund Balances Supporting Appropriations

2012

Object Acct	Revenue Source Or Description	10101	20115	25104	35131	Total
		General Fund	Debt Services Fund	MNPS Debt Service Fund	MNPS Funds	
404451	DUI Probation Supervision Fees	33,000	0	0	0	33,000
404452	Gen Sess Ct - Electronic Monitor Prog	61,600	0	0	0	61,600
404454	CCC Probation Fees	175,000	0	0	0	175,000
404455	GSC Probation Fees	850,000	0	0	0	850,000
404501	Vacant Lot Cleanup Prog	0	0	0	0	0
404502	Environmental Ct. Penalty	75,000	0	0	0	75,000
404503	Vacant Lot Legal Fees	100	0	0	0	100
404600	Litigation Tax	899,700	0	0	0	899,700
404610	Victim Offender Litigation	0	0	0	0	0
404620	Jail Construc/Upgrade	0	452,000	0	0	452,000
404630	Courtroom Security Enhanc Fee	37,000	0	0	0	37,000
404635	Courtroom Security Litigation Tax	1,220,400	0	0	0	1,220,400
404640	Victims Assistance Assessment	7,000	0	0	0	7,000
404780	Sale-Confiscated Property	0	0	0	0	0
404800	Escheats	0	0	0	0	0
404900	Court Ordered Restitutions	0	0	0	1,200	1,200
TOTAL FINES, FORFEITS AND PENALTIES		\$12,519,500	\$452,000	\$0	\$6,200	\$12,977,700

REVENUES FROM USE OF MONEY OR PROPERTY:

405251	Interest - LGIP	\$0	\$0	\$0	\$0	\$0
405311	Interest - Savings	0	0	0	0	0
405470	Interest - MIP	0	0	0	0	0
405471	Interest - MIP	0	0	0	0	0
TOTAL FROM USE OF MONEY OR PROPERTY		\$0	\$0	\$0	\$0	\$0

* The Director of Finance shall adjust the interest earnings of each account in the Metro Investment Pool to recover a pro-rata share of the costs of the Treasurer's investment program.

REVENUE FROM OTHER GOVERNMENT AGENCIES:

Other Agencies - Federal Direct

406100	Federal Direct	\$0	\$0	\$0	\$100,000	\$100,000
406125	Medicare Part D	0	0	0	0	0
406150	US Marshall Reimbursement	1,258,000	0	0	0	1,258,000
Subtotal Other Agencies - Federal Direct		\$1,258,000	\$0	\$0	\$100,000	\$1,358,000

Other Agencies - Federal Thru State

406200	Federal Received Thru State Of Tenn.	\$746,300	\$0	\$0	\$100,000	\$846,300
406200	TDCS Fed thru State Pass Thru	7,000	0	0	0	7,000
406210	Medicare/TNCare thru State	0	0	0	0	0
406211	ADPI-Medicare/TN Care thru State	0	0	0	0	0
406212	EMSM-Medicare/TN Care thru State	13,200	0	0	0	13,200
Subtotal Other Agencies - Federal Thru State		\$766,500	\$0	\$0	\$100,000	\$866,500

Other Agencies - Other Pass-Through

406300	Federal thru Other - Pass Through CARE	\$32,900	\$0	\$0	\$0	\$32,900
406300	Federal thru Other - Pass Through HHS	450,700	0	0	0	450,700
406300	Federal thru Other - Pass Through Home	62,700	0	0	0	62,700
406300	Federal thru Other - Pass Through Meal	214,100	0	0	0	214,100
406300	Federal thru Other - Pass Through USDA	137,900	0	0	0	137,900
406311	ADPI-Medicare/TN Care thru other	0	0	0	0	0
406312	EMSM-Medicare/TN Care thru other	1,588,600	0	0	0	1,588,600
406321	ADPI-Medicarethru OtherPassT	0	0	0	0	0
406322	EMSM-Medicarethru OtherPassT	3,614,000	0	0	0	3,614,000
406330	GNRC Transportation	70,000	0	0	0	70,000
Subtotal Other Agencies - Oth. Pass-Through		\$6,170,900	\$0	\$0	\$0	\$6,170,900

Section I: General Services District

Fiscal Year
2012

Schedule A: Estimated Revenues & Fund Balances Supporting Appropriations

Object Acct	Revenue Source Or Description	10101 General Fund	20115 Debt Services Fund	25104 MNPS Debt Service Fund	35131 MNPS Funds	Total
Other Agencies - State Direct						
406401	TN Funded Programs	\$157,400	\$0	\$0	\$0	\$157,400
406402	Alc Bev Tax Apportion	566,600	0	0	0	566,600
406403	TN Telecomm Sales Tax	51,900	0	0	54,300	106,200
406404	Gas & Fuel County	6,300,000	0	0	0	6,300,000
406405	Gas & Fuel City	9,450,000	0	0	0	9,450,000
406406	Income Tax	7,292,700	0	0	0	7,292,700
406407	TN Sales Tax Levy	27,000,000	2,802,600	0	0	29,802,600
406408	TN Beer Tax Allocation	226,200	0	0	0	226,200
406409	TN Excise Tax Allocation	550,000	0	0	0	550,000
406410	Gas Inspection Fees	1,296,000	0	0	0	1,296,000
406411	Post Mortum Reimbursement	120,000	0	0	0	120,000
406412	Jail Inmate Reimbursement	4,660,000	0	0	0	4,660,000
406415	TN Cost Reimbursement	4,556,300	0	0	0	4,556,300
406417	Jury Lunch Reimbursement	16,000	0	0	0	16,000
406426	TennCare	231,000	0	0	0	231,000
406430	TN MNPS Basic Education Program	0	0	0	227,000,000	227,000,000
406431	TN MNPS Career Teachers Program	0	0	0	2,200,000	2,200,000
406432	TN MNPS Court Reporting Srv	0	0	0	0	0
406433	TN MNPS Excess Cost	0	0	0	500,000	500,000
406434	TN MNPS Extended Contract	0	0	0	1,112,400	1,112,400
406437	TN MNPS Ext Cont ARRA	0	0	0	0	0
406440	TN ARRA Basic Educ Prog	0	0	0	0	0
Subtotal Other Agencies - State Direct		\$62,474,100	\$2,802,600	\$0	\$230,866,700	\$296,143,400
Other Agencies - Other Government Agencies						
406500	Other TN Gov't Agencies	\$67,200	\$0	\$0	\$5,000	\$72,200
406500	Other TN Gov't Agencies - Meals	117,600	0	0	0	117,600
406500	Other TN Gov't Agencies - State	13,100	0	0	0	13,100
406603	MDHA	0	0	0	0	0
406605	E911	4,800	0	0	0	4,800
406606	Emergency Communications District	436,900	0	0	0	436,900
406609	MTA Operations	64,300	0	0	0	64,300
406620	Hospital Authority	4,733,600	0	0	0	4,733,600
Subtotal Other Agencies-Other Gov Agencies		\$5,437,500	\$0	\$0	\$5,000	\$5,442,500
TOTAL FROM OTHER GOVERNMENT AGENCIES		\$76,107,000	\$2,802,600	\$0	\$231,071,700	\$309,981,300
COMMISSIONS AND FEES:						
Commissions and Fees - Court Clerks						
407200	Circuit Court Clerk	\$5,000,000	\$0	\$0	\$0	\$5,000,000
407200	Juvenile Court Clerk	354,700	0	0	0	354,700
407200	Clerk & Master, Chancery Court	1,310,700	0	0	0	1,310,700
407200	Criminal Court Clerk	1,650,000	0	0	0	1,650,000
407250	Agency Collections -Crim Ct Clk	0	0	0	0	0
Subtotal Commissions & Fees - Court Clerks		\$8,315,400	\$0	\$0	\$0	\$8,315,400
Commissions and Fees - Elected Officials						
407300	County Clerk	\$4,300,000	\$0	\$0	\$0	\$4,300,000
407300	Register of Deeds	900,000	0	0	0	900,000
Subtotal Commission & Fees - Elected Off.		\$5,200,000	\$0	\$0	\$0	\$5,200,000
TOTAL COMMISSIONS AND FEES		\$13,515,400	\$0	\$0	\$0	\$13,515,400

Section I: General Services District

Fiscal Year

Schedule A: Estimated Revenues & Fund Balances Supporting Appropriations

2012

Object Acct	Revenue Source Or Description	10101 General Fund	20115 Debt Services Fund	25104 MNPS Debt Service Fund	35131 MNPS Funds	Total
CHARGES FOR CURRENT SERVICES:						
Charges for Current Services - Goods						
407601	Photostat and Microfilming	\$179,000	\$0	\$0	\$0	\$179,000
407602	Sales of Plans and Specifications	1,200	0	0	0	1,200
407604	Sales of Maps	300	0	0	0	300
407605	Sales of Voter Registration Lists	2,500	0	0	0	2,500
407606	Recycled Materials	13,000	0	0	20,000	33,000
407609	Code Book	200	0	0	0	200
407613	Building Permit Data	500	0	0	0	500
407627	Certificates-Vital Statistics-Birth	240,000	0	0	0	240,000
407627	Certificates-Vital Statistics-Death	150,000	0	0	0	150,000
407651	Medical Reports	5,000	0	0	0	5,000
407654	Concessions	94,000	0	0	0	94,000
407655	Re-sale Inventory	0	0	0	0	0
Subtotal Charges for Current Services - GSD		\$685,700	\$0	\$0	\$20,000	\$705,700
Charges for Current Services - Services						
407701	Building Appeals	\$274,500	\$0	\$0	\$0	\$274,500
407706	Advertising Fees	7,000	0	0	0	7,000
407707	Plans Examination - Codes	925,000	0	0	0	925,000
407708	Zone Change	68,000	0	0	0	68,000
407711	Planned Unit Development Review	55,000	0	0	0	55,000
407713	Foreign Trade Zone Fees	60,000	0	0	0	60,000
407714	Small City Election	11,300	0	0	0	11,300
407717	Alarm Appeals	2,000	0	0	0	2,000
407718	Metro Clerk - Lobbyist Registration	4,000	0	0	0	4,000
407719	Sheriff Background Check	40,000	0	0	0	40,000
407721	Supervision Fees	53,000	0	0	0	53,000
407723	Video Production	100	0	0	0	100
407724	FHA-VA Inspection Fees	200	0	0	0	200
407725	Pre-Trial Release Services	130,000	0	0	0	130,000
407727	Vital Statistics	0	0	0	0	0
407728	Subdivision Review Fees	200,000	0	0	0	200,000
407729	Permit Plan Review Fees	11,000	0	0	0	11,000
407731	Primary Clinic Fees - Individuals	152,000	0	0	0	152,000
407732	Primary Care - Insurance	2,500	0	0	0	2,500
407733	Vehicle Emission Test	1,858,500	0	0	0	1,858,500
407736	Police Investigation Fee	3,000	0	0	0	3,000
407737	State Inspection	1,065,000	0	0	0	1,065,000
407738	Immunization Fees	50,000	0	0	0	50,000
407739	BTC Prescription Co-Pymts	15,000	0	0	0	15,000
407740	State Inspection-Summer Food	5,000	0	0	0	5,000
407743	Parking Fees	1,300,000	0	0	0	1,300,000
407744	St and Alley Map Amend	5,500	0	0	0	5,500
407746	Family Planning Fees	30,000	0	0	0	30,000
407748	Emergency Ambulance	200	0	0	0	200
407749	Spec Police Commission	15,400	0	0	0	15,400
407753	ADPI-Emergency Ambulance	7,000	0	0	0	7,000
407754	House Mover Escort Srv	1,000	0	0	0	1,000
407755	Abandon Vehicles	1,500	0	0	0	1,500
407759	Engineering Fees	30,000	0	0	0	30,000
407760	PAS Emergency Ambulance	0	0	0	0	0
407761	PAS EMS ADPI Collections	0	0	0	0	0
407763	Residential Permit Parking	2,900	0	0	0	2,900
407764	Loading Zone Permits	5,800	0	0	0	5,800
407765	Valet Parking Permits	8,300	0	0	0	8,300
407769	Comm Plan Amend Fees	5,000	0	0	0	5,000
407770	RRY Emergency Ambulance	0	0	0	0	0

Section I: General Services District

Fiscal Year

Schedule A: Estimated Revenues & Fund Balances Supporting Appropriations

2012

Object Acct	Revenue Source Or Description	10101	20115	25104	35131	Total
		General Fund	Debt Services Fund	MNPS Debt Service Fund	MNPS Funds	
407771	RRY EMS ADPI Collection	37,500	0	0	0	37,500
407772	EMSM - Emergency Ambulance	8,022,300	0	0	0	8,022,300
407773	RRY EMS EMSM Collection	75,000	0	0	0	75,000
407782	Telephone-Non Metro	0	0	0	0	0
407783	Pound Fees	186,600	0	0	0	186,600
407784	Fees for Transcripts and Records	0	0	0	740,000	740,000
407786	Liquid Nutrition Program	22,500	0	0	0	22,500
407788	Serve Summons Costs - Sheriff	1,300,000	0	0	0	1,300,000
407789	Inmate Process Fees	120,000	0	0	0	120,000
407790	Medical Co-Pay - Inmates	28,000	0	0	0	28,000
407791	Inmate Board	50,000	0	0	0	50,000
407793	Out of County Processing	250,000	0	0	0	250,000
407797	Landlord Registration Fees	38,600	0	0	0	38,600
Subtotal- Charges for Current Services - Serv.		\$16,535,200	\$0	\$0	\$740,000	\$17,275,200
Charges for Current Services - User Fees						
407801	Admissions - Parks	\$3,035,700	\$0	\$0	\$0	\$3,035,700
407803	Athletic Fees	5,201,100	0	0	0	5,201,100
407807	Workshop Fees - Class	7,500	0	0	0	7,500
407808	Facility Use Fee	7,800	0	0	0	7,800
407808	Facility Use - Dock	11,600	0	0	0	11,600
407808	Facility Use - Softball Field	73,000	0	0	0	73,000
407808	Facility Use - Horse Stable	0	0	0	0	0
407808	Facility Use - Parks	232,500	0	0	0	232,500
407815	Public Library Fees	419,600	0	0	0	419,600
Subtotal Charges for Current Services - Fees		\$8,988,800	\$0	\$0	\$0	\$8,988,800
Charges for Current Services - Other Services						
407901	Legal Services	\$55,000	\$0	\$0	\$0	\$55,000
Subtotal Charges for Current Services - Other		\$55,000	\$0	\$0	\$0	\$55,000
TOTAL CHARGES FOR CURRENT Services		\$26,264,700	\$0	\$0	\$760,000	\$27,024,700
COMPENSATION FROM PROPERTY:						
408602	Gain (Loss) Fixed Assets	\$0	\$0	\$0	\$0	\$0
408603	Gain (Loss) Equip/Other	0	0	\$0	\$75,000	75,000
408702	External Source Recovery	0	0	0	3,000	3,000
408703	Subrogation Recovery	100,000	0	0	0	100,000
408800	Rental	255,900	0	0	350,000	605,900
TOTAL COMPENSATION FROM PROPERTY		\$355,900	\$0	\$0	\$428,000	\$783,900
CONTRIBUTIONS AND GIFTS:						
409100	Cash Contributions	\$300	\$0	\$0	\$0	\$300
409300	Contributions-Group/Indiv: MNPS	0	\$0	\$0	\$300,000	\$300,000
409300	Contributions-Group/Indiv: Public Defende	25,000	0	0	0	25,000
409300	Contributions-Group/Indiv: Soc Services	28,000	0	0	0	28,000
409300	Contributions-Group/Indiv: Health	360,000	0	0	0	360,000
TOTAL CONTRIBUTIONS AND GIFTS		\$413,300	\$0	\$0	\$300,000	\$713,300
MISCELLANEOUS:						
409504	Telephone	\$980,000	\$0	\$0	\$0	\$980,000
409505	Vending	0	0	0	40,000	40,000

Section I: General Services District

Fiscal Year
2012

Schedule A: Estimated Revenues & Fund Balances Supporting Appropriations

Object Acct	Revenue Source Or Description	10101 General Fund	20115 Debt Services Fund	25104 MNPS Debt Service Fund	35131 MNPS Funds	Total
409513	Finders Fees-Rtn SSI	90,000	0	0	0	90,000
409514	Cost Reimbursement	340,000	0	0	0	340,000
409515	Sale of Misc Items	10,000	0	0	0	10,000
409518	Other	100,000	0	0	5,000	105,000
409522	GED Testing	7,000	0	0	0	7,000
418129	Misc. Rebates	0	0	0	0	0
TOTAL MISCELLANEOUS		\$1,527,000	\$0	\$0	\$45,000	\$1,572,000

OPERATING TRANSFERS IN

431001	Transfer Social Services	\$0	\$0	\$0	\$0	\$0
431001	Transfer Parks Resale	500,000	0	0	0	500,000
431001	Transfer Water Services	141,300	0	0	0	141,300
431001	Transfer to GSD Debt	0	5,000,000	0	0	5,000,000
431001	Transfer USD General Fund	3,930,300	0	0	0	3,930,300
431001	Transfer USD Debt	5,896,900	0	0	0	5,896,900
431001	Transfer Surplus Parking-Public Works	365,000	0	0	0	365,000
431001	MNPS-Debt Service	0	0	0	6,500,000	6,500,000
431100	Transfer Legal Services: MNPS	192,000	0	0	0	192,000
431100	Transfer Legal Services: Other	2,270,200	0	0	0	2,270,200
431103	POL - Admin. Secondary Emp	147,000	0	0	0	147,000
431103	POL - MDHA Task Force	120,100	0	0	0	120,100
431103	POL - Vehicle Impound	134,000	0	0	0	134,000
431220	Transfer 18301 - Police Services	481,000	0	0	0	481,000
431500	Transfer Debt Service (From GSD Debt)	12,007,600	886,100	0	27,389,200	40,282,900
431501	Transfer Stadium Debt	0	3,200,000	0	0	3,200,000
431510	Transfer Self Fund Debt - MNPS	0	971,200	0	0	971,200
431510	Transfer Self Fund Debt - Water	0	0	0	0	0
431510	Transfer Self Fund Debt - NCC	0	0	0	0	0
431520	Transfer Health Energy	0	132,400	0	0	132,400
431520	Transfer Parks Energy	0	188,900	0	0	188,900
431520	Transfer Knowles Energy	0	27,000	0	0	27,000
431520	Transfer MNPS Energy	0	0	3,096,100	0	3,096,100
431540	Transfer MNPS Activity Funds	0	0	0	90,000	90,000
431551	Transfer MNPS Fmly Res Ctr: Soc Serv	32,200	0	0	0	32,200
431552	Transfer MNPS Indirect	0	0	0	2,500,000	2,500,000
431553	Transfer MNPS Field Trip	0	0	0	346,800	346,800
431558	Transfer MNPS Travel	0	0	0	0	0
431565	Transfer MNPS Transportation	0	0	0	335,000	335,000
431800	Transfer Hotel Occupancy	4,600,000	0	0	0	4,600,000
431804	Transfer HOT Arts Commission	0	0	0	0	0
431808	Transfer HOT Historical Comm	0	0	0	0	0
TOTAL OPERATING TRANSFERS IN		\$30,817,600	\$10,405,600	\$3,096,100	\$37,161,000	\$81,480,300

OPERATING TRANSFERS FROM COMPONENT UNITS

433003	Transfer MDHA	\$0	\$0	\$0	\$0	\$0
433005	Transfer E-911	0	0	0	0	0
TOTAL OPERATING TRANSFERS FROM CUs		\$0	\$0	\$0	\$0	\$0

OPERATING TRANSFERS FOR LOCAP

442001	Bordeaux Hospital	\$0	\$0	\$0	\$0	\$0
442001	General Hospital	0	0	0	0	0
442001	Knowles Home	0	0	0	0	0

Section I: General Services District

**Fiscal Year
2012**

Schedule A: Estimated Revenues & Fund Balances Supporting Appropriations

Object Acct	Revenue Source Or Description	10101	20115	25104	35131	Total
		General Fund	Debt Services Fund	MNPS Debt Service Fund	MNPS Funds	
442002	POL - Admin. Secondary Emp	84,000	0	0	0	84,000
442002	POL - MDHA Task Force	85,400	0	0	0	85,400
442002	MDHA	18,300	0	0	0	18,300
442002	PW - Solid Waste	1,336,800	0	0	0	1,336,800
442002	HEA - Health Dept Grant Fund	1,239,400	0	0	0	1,239,400
442002	Metro Transit Authority	0	0	0	0	0
442002	Farmer's Market	57,600	0	0	0	57,600
442002	State Fair Admin	181,800	0	0	0	181,800
442002	Convention Center	141,100	0	0	0	141,100
442002	GSR - Surplus Property Auction	99,700	0	0	0	99,700
442002	POL - Vehicle Impound	71,000	0	0	0	71,000
442002	W & S Operating	4,707,500	0	0	0	4,707,500
442002	Nashville Career Advancement Center-NCA	246,100	0	0	0	246,100
442002	Storm Water	523,100	0	0	0	523,100
442002	Community Education	33,300	0	0	0	33,300
442002	District Energy Services-DES	25,200	0	0	0	25,200
442002	Municipal Auditorium	96,200	0	0	0	96,200
OPERATING TRANSFERS FOR LOCAP		\$8,946,500	\$0	\$0	\$0	\$8,946,500
GRAND TOTAL REVENUE TO GSD		\$719,103,300	\$95,612,400	\$31,470,700	\$674,034,800	\$1,520,221,200
APPROPRIATIONS OF FUND BALANCES:						
323000	Reserves			\$0	\$0	\$0
335000	Undesignated Fund Balance	0	0	11,161,900	0	11,161,900
TOTAL REVENUE TO SUPPORT APPROPRIATNS		\$719,103,300	\$95,612,400	\$42,632,600	\$674,034,800	\$1,531,383,100

**Section I:
Schedule B:**

**General Services District
General Fund Appropriations**

**Fiscal Year
2012**

Dept Number	Description	Department or Function Total
GENERAL GOVERNMENT:		
01	Administration	
	Internal Support:	
01101127	Facility Rental	\$ 375,000
01101131	Study and Formulating Committee The Director of Finance is authorized to allocate the use of these funds based on the required needs of the Study and Formulating Committee	100,000
01101150	ADM Metro Telecomm Adjustments	100,000
	The Director of Finance is hereby authorized to allocate and transfer this budget appropriation to the budgets of the various departments and accounts in this fund and operating budget funds during the fiscal year as necessary to cover anticipated needs in telecommunication costs during the fiscal year.	
01101301	Insurance Reserve	1,331,300
01101180	Relocation Metro Agencies	75,000
01101302	Surety Bonds	17,300
01101303	Corp Dues/Contribution	339,500
01101308	Judgments and Losses	1,029,900
01101315	Pay Plan Improvements ¹	4,979,800
01101412	Post Audits	1,180,100
01101416	Subsidy Advance Planning The Director of Finance is hereby authorized to transfer required funds to the Advanced Planning and Research Fund to fund Metro obligations toward MPO planning and research studies. In the case of multi-county grants, Metro shall only fund its proportionate share of the grant match as certified by the Director of Planning and approved by the Director of Finance.	135,400
01101499	Transfer General Fund 4% Reserve Fund	24,098,500
01102150	Administrative Support for Metro Schools These funds are appropriated to pay for general fund administrative activities supporting Metro Schools.	404,300
Subtotal Administration Internal Support		\$ 34,166,100
Employee Benefits:		
01101104	County Retirement Match	3,501,900
01101107	Contribution Teachers Retirement Match	6,900,400
01101109	Health Insurance Match	39,296,500
01101110	Death Benefit Payments	200,000
01101113	Pensioners IOD Medical Expense	6,096,300
01101114	Unemployment Compensation	561,200
01101115	Life Insurance Match	1,786,200
01101120	Empl IOD Medical Expense	7,907,600
01101140	Benefit Adjustments ²	3,513,600
Subtotal Administration Employee Benefits		\$69,763,700
Contingency:		
01101224	Contingency Subrogation ³	100,000
01101218	District Energy System	2,363,000
01101230	Stormwater Fees ⁴	205,000
01101298	Contingency Local Match	50,000
01101309	Contingency Account	50,000
01101396	ADM Travel	164,500

Section I:
Schedule B:

General Services District
General Fund Appropriations

Fiscal Year
2012

<u>Dept Number</u>	<u>Description</u>	<u>Department or Function Total</u>
01101481	Contingency for Vacant Space	3,222,500
01101485	Contingency ADA Operations	468,100
01101566	Contingency Utility Expense	1,106,400
	The Director of Finance is hereby authorized to allocate and transfer this budget appropriation to the budgets of the various departments and accounts in the fund and operating budget funds during the fiscal year as necessary to cover anticipated increases in utility costs during the fiscal year.	
01101590	Contingency for Independent Medical Exams	2,500
	The Director of Finance is hereby authorized to allocate and transfer this appropriation to the Metro Health department as necessary to cover costs incurred for conducting independent medical exams not previously authorized by the Metro Benefit Board.	
	Subtotal Administration Contingency	<u>7,732,000</u>
<p>¹ Subject to Section 6.11 of the Metropolitan Charter, the Director of Finance is authorized to allocate and transfer this budget appropriation to or from the budgets of the various departments and accounts in this fund and other operating budget funds during the fiscal year.</p> <p>² Subject to Section 6.11 of the Metropolitan Charter, the Director of Finance is authorized to allocate and transfer this budget appropriation, and the fringe benefit budget appropriations of the various departments and accounts of this fund, to or from the budgets of the various departments and accounts in this fund and other operating budget funds during the fiscal year.</p> <p>³ Account 01101224 is subject to transfer to various departments, agencies, etc. upon approval of the Department of Law and submittal of budget detail to the Department of Finance.</p> <p>⁴ The Director of Finance is hereby authorized to allocate and transfer this budget appropriation to the budgets of the various departments and accounts in this fund and other operating budget funds during the fiscal year as necessary to fund stormwater fees during the fiscal year.</p>		
	Total 01 Administration	\$ 111,661,800
02	Metropolitan Council	1,685,700
03	Metropolitan Clerk	884,800
04	Mayor's Office	2,892,500
05	Election Commission	3,952,300
06	Department of Law	5,192,900
07	Planning Commission	3,928,800
08	Human Resources	4,218,100
09	Register of Deeds	270,900
10	General Services	1,291,900
11	Historical Commission	599,600
14	Information Systems - Government Access TV	1,971,500
91	Emergency Communication Center	<u>12,146,200</u>
	TOTAL GENERAL GOVERNMENT FUNCTION	<u>\$ 150,697,000</u>

FISCAL ADMINISTRATION:

15	Finance	7,614,300
16	Assessor of Property	7,161,000
17	Trustee	2,324,500

Section I:	General Services District	Fiscal Year
Schedule B:	General Fund Appropriations	2012

Dept Number	Description	Department or Function Total
18	County Clerk	4,522,600
48	Internal Audit	1,186,500
TOTAL FISCAL ADMINISTRATION FUNCTION		\$22,808,900

ADMINISTRATION OF JUSTICE:

19	District Attorney	4,854,700
21	Public Defender	5,776,000
22	Juvenile Court Clerk	1,486,200
23	Circuit Court Clerk	3,622,900
24	Criminal Court Clerk	5,148,800
25	Clerk and Master - Chancery	1,538,100
26	Juvenile Court	12,056,500
27	General Sessions Court	10,226,100
28	State Trial Courts *	7,637,600
* Any reimbursements from the State of Tennessee for expenses incurred by the State Trial Courts will be returned to the General Fund.		
29	Justice Information System	2,142,000
47	Criminal Justice Planning	399,400
TOTAL ADMINISTRATION OF JUSTICE FUNCTION		\$54,888,300

LAW ENFORCEMENT AND CARE OF PRISONERS:

30	Sheriff's Office	58,196,200
31	Police Department	147,375,000
TOTAL LAW ENFORCEMENT AND CARE OF PRISONERS FUNCTION		\$205,571,200

FIRE PREVENTION AND CONTROL:

32	Fire Department and EMS Services	46,080,200
TOTAL FIRE PREVENTION AND CONTROL FUNCTION		\$46,080,200

REGULATION, INSPECTION, AND ECONOMIC DEVELOPMENT:

01	Economic Development	
	01101118 Economic Job Development Incentive Dell	1,500,000
	01101132 Economic Job Development Incentive Asurion	900,000
	01101213 Nashville Career Advancement Center (NCAC) Local Match	94,300
	01101221 Subsidy Nashville Arena	7,351,500
	01101222 Coliseum Capital Maintenance Fund Transfer	1,000,000
	01101225 GSD Debt Transfer - Stadium	3,200,000
	01101233 Subsidy Farmers Market	89,900
	01101240 ADM State Fair Master Plan Study	300,000
	01101424 Nashville Sounds - Greer Stadium Maintenance	250,000
	01101499 Tax Increment Payment - MDHA	6,257,600
	01101506 Partnership 2010	300,000
	01101637 Contribute Music and Entertainment Economic Development Initiatives	150,000

Section I: General Services District
Schedule B: General Fund Appropriations

Fiscal Year
2012

<u>Dept Number</u>	<u>Description</u>	<u>Department or Function Total</u>
	The Director of Finance is authorized to allocate the use of these funds based on the recommendations of the Nashville Music Council and as necessary to promote the hosting of the National Folk Festival	
01101638	Contribute Tennessee State University Foundation	50,000
	The Director of Finance is authorized to allocate the use of these funds as necessary to support the hosting of the John Merritt Classic.	
	Subtotal 01 Administration - Economic Development	<u>\$21,443,300</u>
33	Codes Administration	8,083,600
34	Beer Board	318,700
45	Transportation Licensing	<u>469,800</u>
TOTAL REGULATION, INSPECTION, AND ECONOMIC DEVELOPMENT FUNCTION		<u><u>\$30,315,400</u></u>
CONSERVATION OF NATURAL RESOURCES:		
35	Agricultural Extension	292,200
36	Soil and Water Conservation	76,900
01101617	Office of Sustainability	150,000
	The Director of Finance is authorized to allocate the use of these funds based on the Green Ribbon Committee on Environmental Sustainability's recommendations.	
TOTAL CONSERVATION OF NATURAL RESOURCES FUNCTION		<u><u>\$519,100</u></u>
SOCIAL SERVICES, HEALTH AND HOSPITALS FUNCTION		
	01101129 Homeless Commission	1,354,300
37	Social Services	6,347,700
44	Human Relations Commission	<u>385,500</u>
TOTAL SOCIAL SERVICES FUNCTION		<u><u>\$8,087,500</u></u>
HEALTH AND HOSPITALS		
	01101426 Subsidy Hospital Authority	43,190,700
	01101613 ADM Correctional Healthcare	11,421,100
	01101614 ADM Forensic Medical Examiner	4,528,600
38	Health Department *	<u>18,628,000</u>
	* The Director of Finance is authorized to segregate general fund and grant funded programs	
TOTAL HEALTH AND HOSPITALS FUNCTION		<u><u>\$77,768,400</u></u>
PUBLIC LIBRARY SYSTEM:		
39	Public Library	<u>20,183,400</u>
TOTAL PUBLIC LIBRARY SYSTEM FUNCTION		<u><u>\$20,183,400</u></u>

Section I: General Services District
Schedule B: General Fund Appropriations

Fiscal Year
2012

Dept Number	Description	Department or Function Total
RECREATIONAL, CULTURAL, AND COMMUNITY SUPPORT:		
01	Community Support:	
	01101204 Metro Action Commission (MAC)	3,280,100
	01101326 Property Tax Relief Program	1,900,000
	01101502 Contribute Nashville Symphony	15,000
	01101503 Contribute Adventure Science Center Appropriation pursuant to T.C.A. § 7-3-314	200,000
	01101508 Contribute Sports Council	125,000
	01101521 Contribute Humane Association	12,500
	01101534 Contribute Sister Cities	40,000
	01101587 ADM Cont'b Alignment Nashville	100,000
	01101591 ADM Domestic Violence Programs	675,000
	01101592 ADM Educ and After School Programs	675,000
	01101593 ADM Misc Community Agencies/Services	450,000
	01101602 Subsidy Community Education	342,600
	01101616 Nashville After School Alliance Initiative The Director of Finance is authorized to allocate this appropriation as necessary to expand the number of afterschool opportunities available for middle school youth.	800,300
	01101635 Mid Tenn eHealth Connect	250,000
	01101636 ADM Poverty and Adult Literacy Initiatives	225,000
	The Director of Finance is authorized to allocate the use of these funds based on the Poverty Study and Adult Literacy recommendations.	
	Subtotal 01 Administration - Community Support	\$9,090,500
40	Parks and Recreation	29,549,400
41	Arts Commission	2,455,400
	01101428 Subsidy Municipal Auditorium	579,000
64	Sports Authority	549,000
TOTAL RECREATIONAL, CULTURAL, AND COMMUNITY SUPPORT FUNCTION		\$42,223,300
INFRASTRUCTURE AND TRANSPORTATION		
	01101117 Subsidy Regional Transportation Authority (RTA)	135,700
	01101237 Commuter Rail	1,500,000
	01101304 Subsidy Metropolitan Transit Authority (MTA)	26,320,600
42	Public Works GSD General Fund Functions	21,672,000
42	Public Works GSD Waste Management Transfers	10,332,300
TOTAL INFRASTRUCTURE AND TRANSPORTATION		\$59,960,600
10101	RESERVES:	
	000000 Reserves	-
TOTAL RESERVES		\$0
TOTAL GENERAL FUND OF THE GENERAL SERVICES DISTRICT		\$719,103,300

Section I: General Services District
Schedule C: Debt Service Funds Appropriations

Fiscal Year
2012

Appropriation by Fund:		Appropriation	
DEBT SERVICE ADMINISTRATION			
25104	MNPS Debt Service	42,632,600	\$42,632,600
20115	GSD Debt Service	95,612,400	\$95,612,400
TOTAL DEBT SERVICE FUNDS - GSD			\$138,245,000

Debt Service Requirements by Fund and Function:		Principal /	Interest	Other	Total
		Interest			
25104	MNPS DEBT SERVICE FUND (BU-80106000)				
	Schools	2,230,400	29,489,100	0	\$31,719,500
	Self Funding				\$0
	Outstanding GO Bonds	\$2,230,400	\$29,489,100	\$0	\$31,719,500
	Redemption and Cremation Fees	0	0	53,600	53,600
	Internal Service Fees	0	0	87,100	87,100
	Qualified Zone Academy Bonds	0	0	315,000	315,000
	Reserve for New Debt (future debt requirements)	0	0	0	0
	Qualified School Capital Projects	0	0	1,536,000	1,536,000
	Qualified School Capital Projects	0	0	1,905,600	1,905,600
	Interest Expense for Commercial Paper (80106100)	0	0	0	0
	Note Requirements	0	0	0	0
	Tax Increment Payment - MDHA	0	0	515,800	515,800
	GSD Schools	0	0	6,500,000	6,500,000
	TOTAL MBOE DEBT SERVICE FUND (25104/80106000)	\$2,230,400	\$29,489,100	\$10,913,100	\$42,632,600
20115	GSD DEBT SERVICE FUND (BU-90101000)				
	Outstanding General Obligation Bonds:				
	Public Works	\$244,000	\$6,066,500	\$0	\$6,310,500
	Airport	0	0	0	0
	Auditorium	21,500	71,700	0	93,200
	Hospital	25,000	420,000	0	445,000
	Library	428,600	3,318,600	0	3,747,200
	Parks	152,200	6,404,100	0	6,556,300
	Social Services	1,000	16,300	0	17,300
	Convention Center	0	115,000	0	115,000
	Other Public Buildings	455,000	1,812,500	0	2,267,500
	Bridgestone Arena	1,502,300	4,378,600	0	5,880,900
	Law Enforcement & Care of Prisoners	83,000	2,719,200	0	2,802,200
	Traffic & Parking	0	75,100	0	75,100
	Public Transportation	16,300	1,894,700	0	1,911,000
	Fire Protection	7,500	413,500	0	421,000
	Health	14,400	138,300	0	152,700
	Nashville Coliseum	286,200	1,104,100	0	1,390,300
	Information Technology	0	851,800	0	851,800
	Finance	0	8,589,000	0	8,589,000
	MAC	0	493,200	0	493,200
	MDHA	0	681,900	0	681,900
	General Service	0	444,300	0	444,300
	E-911	0	339,600	0	339,600
	Other	876,400	4,169,200	0	5,045,600
	Public Art	0	18,100	0	18,100
	Self-Funding Projects	0	1,298,200	0	1,298,200
	Sub-Total - Outstanding GO Bonds	\$4,113,400	\$45,833,500	\$0	\$49,946,900
	Redemption, Cremation and Management Fees	0	0	67,200	67,200
	Internal Service Fees	0	0	154,800	154,800
	Reserve for New Debt (future debt requirements)	0	0	0	0
	Interest Expense for Commercial Paper (90101100)	0	0	0	0
	Property Tax Increment Payment	0	0	1,444,100	1,444,100
	Debt Service Fund Transfer to USD	0	0	0	0
	GSD School Debt	0	0	0	0
	GSD General Fund	0	0	12,007,600	12,007,600
	GSD School Operating	0	0	27,389,200	27,389,200
		0	0	41,062,900	41,062,900
	TMBF Loan (replaces G.O Refunding Bonds, Series 2006A)	2,325,000	2,277,600	0	4,602,600
	TOTAL GSD DEBT SERVICE FUND (20115/90101000)	\$6,438,400	\$48,111,100	\$41,062,900	\$95,612,400
20237	DeBerry Revenue Debt Service (20237/90105000)	\$1,985,000	\$49,600	\$0	\$2,034,600
	(Revenue is received through 20236 Deberry Revenue Fund and 20238 Deberry Debt Service Reserve Fund, and budgeted in detail in 20236/90104001)				

Section I: General Services District
Schedule D: Special Revenue, Internal Service, & Enterprise Funds
Revenues and Expenditures

Fiscal Year
2012

Be it herein enacted that the fund balances as of June 30, 2011, and the total amounts of the annual receipts of the following Special Revenue, Working Capital, and Enterprise Funds, as herein listed be and the same are hereby anticipated in the amounts and for the purposes herein specified as follows:

Fund Number	Description	Revenues and Fund Balances		Expenditures
SCHOOLS SPECIAL REVENUE FUNDS:				
35131	MNPS General Purpose Fund *			
	Operational (BU-80111000)	670,012,100		670,012,100
	Property Tax Increment	4,022,700		4,022,700
	Total - General Purpose School Fund Approp.	\$ 674,034,800	\$ 674,034,800	\$ 674,034,800
	Reserve for Future Improvements			
	Total expenditures and reserves supported by revenues			\$ 674,034,800

Note: MNPS General Purpose Fund (fund 35131) revenues are detailed in Schedule I-A of this Ordinance.

* From the funds appropriated to the Metropolitan Board of Public Education, there is appropriated the sum of \$4,285,000 for the purpose of funding the actuarial contribution to the Metro Teachers Pension Plan.

35132	MNPS Federal/State Grants		\$ 93,356,200	\$ 93,356,200
OTHER SPECIAL REVENUE/GRANT FUNDS:				
30004	Register's Computer Fund	\$	175,000	\$ 175,000
30005	Central Business Imp District	\$	1,483,800	\$ 1,483,800
30006	Animal Control Donations	\$	30,000	\$ 30,000
30007	Social Services Donations	\$	800	\$ 800
30020	State Trial Court Drug Enforcement	\$	412,500	\$ 412,500
30027	General Sessions Drug Court	\$	31,700	\$ 31,700
30030	Juvenile Court Accountability	\$	34,400	\$ 34,400
30031	Hotel Occ Convention Ctr 2007	\$	10,500,000	\$ 10,500,000
30034	Criminal Court Clerk Computerizat	\$	35,000	\$ 35,000
30037	Police 2008 JAG Grant	\$	91,400	\$ 91,400
30041	Event and Marketing	\$	2,300,000	\$ 2,300,000
30042	Hotel Occ Conv Ctr 1% Tax	\$	4,600,000	\$ 4,600,000
30043	Hotel Occ Conv Ctr 2007 1% Tax	\$	3,542,000	\$ 3,542,000
30044	Hotel Occ Tourist Promotion	\$	9,200,000	\$ 9,200,000
30045	Hotel Occ Tourist Related	\$	4,600,000	\$ 4,600,000
30046	Hotel Occ General Fund 1%	\$	4,600,000	\$ 4,600,000
30047	Hotel Occ 2007 1% SecondaryTDZ	\$	1,558,000	\$ 1,558,000
30053	POL ARRA 2009 JAG Grant	\$	1,910,100	\$ 1,910,100
30060	POL 2010 JAG Grant	\$	374,100	\$ 374,100
30101	Metro Major Drug Program	\$	1,900,000	\$ 1,900,000
30102	DUI Offender	\$	343,000	\$ 343,000
30103	DA Fraud & Economic Crime	\$	50,000	\$ 50,000
30122	Juvenile Court Clerk Computer Fund	\$	10,000	\$ 10,000
30130	DA Mediation Services Fund	\$	65,500	\$ 65,500
30145	Sheriff CCA Contract	\$	16,015,700	\$ 16,015,700
30146	Police Unauth Substance Abuse	\$	4,700	\$ 4,700
30147	Police Drug Enforcement	\$	2,987,600	\$ 2,987,600
30148	Police Secondary Employment	\$	2,018,300	\$ 2,018,300
30149	Police Federal Drug Enforcement	\$	950,000	\$ 950,000
30150	Police Education Foundation	\$	10,000	\$ 10,000
30151	Victim Witness Protection	\$	5,800	\$ 5,800
30154	POL State Felony Forfeitures	\$	82,000	\$ 82,000
30155	POL State Gambling Forfeitures	\$	1,212,300	\$ 1,212,300
30156	Police Federal Forfeitures	\$	450,000	\$ 450,000
30157	Police Sex Offender Registry	\$	46,800	\$ 46,800
30200	Police Task Force Fund	\$	978,500	\$ 978,500
30204	Health Title V Clean Air Act	\$	120,000	\$ 120,000
30401	Library Services	\$	514,600	\$ 514,600
30403	Talking Library	\$	200	\$ 200
30404	Library Special Projects	\$	909,000	\$ 909,000
30501	Solid Waste Mgmt	\$	22,730,100	\$ 22,730,100
30502	Solid Waste Grant	\$	680,000	\$ 680,000
30509	PW Surplus Parking Fund	\$	3,777,600	\$ 3,777,600
30600	Demolition Fund	\$	255,000	\$ 255,000
30702	Advance Planning and Research	\$	50,000	\$ 50,000

Section I: General Services District
Schedule D: Special Revenue, Internal Service, & Enterprise Funds
Revenues and Expenditures

Fiscal Year
2012

Fund Number	Description	Revenues and Fund Balances	Expenditures
30706	Regional Transportation Planning	\$ 4,273,500	\$ 4,273,500
30764	Metro Area Computer Mapping	\$ 170,000	\$ 170,000
30801	Parks Special Projects	\$ 1,897,900	\$ 1,897,900
30802	Parks Resale Inventory	\$ 998,200	\$ 998,200
31000	Nashville Career Advancement Center Clearing	\$ 7,536,600	\$ 7,536,600
31500	MAC Administration and Leasehold	\$ 2,368,600	\$ 2,368,600
31501	MAC Local Programs	\$ 30,000	\$ 30,000
31502	MAC Headstart Grant	\$ 12,914,000	\$ 12,914,000
31503	MAC LIEAHP Grant	\$ 4,305,800	\$ 4,305,800
31504	MAC CSBG Grant	\$ 573,800	\$ 573,800
31505	MAC Summer Food	\$ 716,500	\$ 716,500
31506	MAC CACFP	\$ 1,187,400	\$ 1,187,400
31507	MAC Watt Ad Program	\$ 27,000	\$ 27,000
31508	MAC BF/AF Care Program	\$ 394,400	\$ 394,400
31511	MAC Parent Club Federal Funds	\$ 4,500	\$ 4,500
31512	MAC Community Srvc Assistance	\$ 364,800	\$ 364,800
31514	MAC Comsrv Poverty Summit	\$ 25,000	\$ 25,000
31519	MAC Share the Warmth	\$ 200,000	\$ 200,000
31520	MAC ARRA Early Headstart Grant	\$ 986,100	\$ 986,100
32021	PDF Indigent Defender Relief	\$ 23,100	\$ 23,100
32031	POL JAG 2009 Tech Grant	\$ 442,000	\$ 442,000
32141	Arts Comm Special Projects	\$ 62,500	\$ 62,500
32200	HEA Health Dept Grant Fund	\$ 26,335,700	\$ 26,335,700
32201	HEA Health Donations Fund	\$ 29,100	\$ 29,100
32211	Historical Commission Grant Fund	\$ 20,000	\$ 20,000
32219	DA District Attorney Grant Fund	\$ 311,600	\$ 311,600
32226	JUV Juv Court Grant Fund	\$ 1,196,500	\$ 1,196,500
32228	STC State Trial Courts Grant Fund	\$ 2,152,000	\$ 2,152,000
32230	SHE Sheriff Grant Fund	\$ 115,000	\$ 115,000
32231	Police Grant Fund	\$ 4,730,900	\$ 4,730,900
32232	Fire Department Grant Fund	\$ 1,758,300	\$ 1,758,300
32250	OEM Grant Fund	\$ 5,109,500	\$ 5,109,500
32300	PAR Parks Dept Grant Fund	\$ 1,394,200	\$ 1,394,200
33000	PAR Parks Master Plan	\$ 312,200	\$ 312,200
33024	Criminal Crt Clk Victims Asst	\$ 85,000	\$ 85,000
34150	Nashville Educ Comm & Arts TV	\$ 100,000	\$ 100,000
38005	Gulch Central Business Imp Dst	\$ 230,500	\$ 230,500
INTERNAL SERVICE FUNDS:			
55146	MNPS Print Shop	\$ 612,500	\$ 612,500
51113	Facilities Maintenance and Security	\$ 19,388,000	\$ 19,388,000
51114	BOSS Construction Services	\$ 338,500	\$ 338,500
51137	Information Technology Services	\$ 14,689,800	\$ 14,689,800
51151	Postal Service	\$ 1,020,100	\$ 1,020,100
51153	Radio Shop	\$ 2,658,500	\$ 2,658,500
51154	Office of Fleet Management	\$ 17,752,400	\$ 17,752,400
51180	Treasury Management	\$ 743,000	\$ 743,000
ENTERPRISE FUNDS:			
35135	MNPS Charter School	\$ 15,973,200	\$ 15,973,200
35158	MNPS School Lunchroom	\$ 36,880,663	\$ 36,880,663
60008	Sports Authority	\$ 549,000	\$ 549,000
60152	Farmer's Market	\$ 1,357,600	\$ 1,357,600
60156	State Fair	\$ 3,117,300	\$ 3,117,300
60161	Municipal Auditorium	\$ 1,740,500	\$ 1,740,500
60162	Convention Center	\$ 6,272,600	\$ 6,272,600
60170	Community Education Commission	\$ 389,000	\$ 389,000
61190	Surplus Property Auction	\$ 834,100	\$ 834,100
61200	Police Impound	\$ 2,302,900	\$ 2,302,900
68201	DES Oper General Acct	\$ 20,086,000	\$ 20,086,000

SECTION II: THE URBAN SERVICES DISTRICT

Provisions for Prorating Property Taxes:

2010 (Preceding) and Prior Years: 2010 and prior years' Property Taxes of the Urban Services District and/or the former City of Nashville, collected pursuant to revenue account numbers 401211 through 401330 of this Section during Fiscal Year 2012, are to be prorated consistent with the tax levy ordinance applicable for the tax year and fiscal year in which the tax was originally levied.

2011 Property Taxes: 2011 Property Taxes of the Urban Services District, collected pursuant to revenue account numbers 401110 through 401130 of this Section during Fiscal Year 2012 are to be prorated consistent with the tax levy ordinance for Fiscal Year 2012. Therefore, all such taxes are prorated as follows:

<u>Fund</u>	<u>Percent</u>
18301 USD General Fund	82.81%
28315 USD Debt Service Fund	17.19%
	<u>100.00%</u>

Section II: Urban Services District				Fiscal Year
Schedule A: Estimated Revenues & Appropriated Fund Balances Supporting Appropriations		18301	28315	2012
Account Number	Revenue Source Or Description	General Fund	Debt Service Fund	Total
PROPERTY TAXES:				
Property Taxes - Current Year				
401110	Real Property - current year	\$61,154,600	\$11,942,200	\$73,096,800
401120	Personal Property - current year	4,470,000	950,000	5,420,000
401130	Public Utility - current year	2,538,100	519,000	3,057,100
	Subtotal Property Taxes - Current Year	\$68,162,700	\$13,411,200	\$81,573,900
Property Taxes - Non Current Year				
401201	Delinquent Property Taxes Sold	\$2,183,000	\$426,300	\$2,609,300
401212	Real-Collection -preceding year	36,600	4,600	41,200
401213	Real-Collection-C&M -preceding year	27,000	5,100	32,100
401222	Personal Collection - preceding year	0	0	0
401224	Personal Collection-C&M - preceding year	0	100	100
401232	Public Utility Collection - preceding year	0	0	0
401310	Real Property-C&M -preceding year	73,400	0	73,400
401320	Personalty-Trustee-prior	0	0	0
401324	Personal-C & M Tax Lit Pri	10,900	0	10,900
401330	Public Utility - prior year	0	0	0
401334	Public Utility - C & M Tax Lit Pri	70,200	0	70,200
401510	Interest/Penalty - Trustee	204,600	0	204,600
401520	Interest/Penalty - Collections	36,800	0	36,800
401530	Interest/Penalty - C & M	68,800	0	68,800
401542	Interest Prop Tax Sold	174,600	0	174,600
401610	In-Lieu - current	14,940,000	0	14,940,000
401960	Premium Prop Tax Sold	163,700	0	163,700
	Subtotal Property Taxes - Non Current Year	\$17,989,600	\$436,100	\$18,425,700
	TOTAL PROPERTY TAXES	\$86,152,300	\$13,847,300	\$99,999,600
LOCAL OPTION SALES TAX:				
402000	Local Option Sales Tax	\$0	\$0	\$0
	TOTAL LOCAL OPTION SALES TAX	0	0	0
OTHER TAXES, LICENSES, AND PERMITS:				
403204	Alcoholic Beverage Gross Receipts Tax	\$3,703,500	\$0	\$3,703,500
403206	Business Tax	0	0	0
	TOTAL TAXES, LICENSES, AND PERMITS	\$3,703,500	\$0	\$3,703,500
REVENUES FROM USE OF MONEY OR PROPERTY				
405471	Interest - MIP	\$0	\$0	\$0
	TOTAL REVENUES FROM USE OF MONEY OR PROPERTY	\$0	\$0	\$0
REVENUE FROM OTHER GOVERNMENT AGENCIES:				
Other Agencies - Federal Direct				
406100	Federal Direct	\$0	\$0	\$0
	Subtotal Other Agencies - Federal Direct	\$0	\$0	\$0

Section II: Urban Services District				Fiscal Year
Schedule A: Estimated Revenues & Appropriated Fund Balances Supporting Appropriations				2012
Account Number	Revenue Source Or Description	18301	28315	Total
		General Fund	Debt Service Fund	
Other Agencies - State Direct				
406405	Gas & Fuel - City	\$1,500,000	\$0	\$1,500,000
406409	TN Excise Tax Allocation	2,400,000	0	2,400,000
406415	TN Cost Reimbursement	410,400	0	410,400
	Subtotal Other Agencies - State Direct	\$4,310,400	\$0	\$4,310,400
Other Agencies - Other Government Agencies				
406500	Received from Industrial Development Board	\$0	\$0	\$0
	Subtotal Other Agencies - Other Gov't Agencies	\$0	\$0	\$0
TOTAL REVENUE FROM OTHER GOVERNMENTS AGENCIES		\$4,310,400	\$0	\$4,310,400
CHARGES FOR CURRENT SERVICES:				
Charges for Current Services - Goods				
407601	Photostat & Microfilm	\$200	\$0	\$200
407715	Business Tax Recording	745,000	0	745,000
407747	Fire Protection	39,000	0	39,000
407756	Back Door Garbage Collection	63,500	0	63,500
407796	Fire Watch Fees	12,000	0	12,000
TOTAL CHARGES FOR CURRENT SERVICES		\$859,700	\$0	\$859,700
COMPENSATION FROM PROPERTY:				
408703	Subrogation Recoveries	\$100,000	\$0	\$100,000
TOTAL COMPENSATION FROM PROPERTY		\$100,000	\$0	\$100,000
OPERATING TRANSFERS IN				
431001	Transfer Operational from USD	\$0	\$0	\$0
431500	Transfer from GSD Debt Service Fund	0	0	0
431500	Transfer Public Works Solid Waste Fund	0	583,400	583,400
431510	Transfer Debt Service - DES Self Funding	0	448,300	448,300
TOTAL OPERATING TRANSFERS IN		\$0	\$1,031,700	\$1,031,700
GRAND TOTAL REVENUE TO URBAN SERVICES DISTRICT		\$95,125,900	\$14,879,000	\$110,004,900
335000	Undesignated Fund Balance	\$13,435,500	\$0	\$13,435,500
TOTAL AVAILABLE TO SUPPORT APPROPRIATIONS		\$108,561,400	\$14,879,000	\$123,440,400

**Section II:
Schedule B:**

**Urban Services District
General Fund Appropriations**

**Fiscal Year
2012**

Dept Number	Description	Department or Function Total
GENERAL GOVERNMENT:		
01	Administrative	
	Internal Support:	
01191301	Insurance and Reserve	69,900
01191308	Judgements and Losses	5,700
01191315	Pay Plan Improvements ¹	813,400
	Subtotal Internal Support	<u>\$ 889,000</u>
	Employee Benefits:	
01191102	Police/Fire Retirement Match	8,873,000
01191103	Civil Service Retirement Match	5,424,700
01191106	Teacher Pensions Match	4,592,400
01191109	Health Insurance Match	2,021,100
01191112	Pensioners IOD	457,100
01191113	Employee IOD	1,142,300
01191115	Life Insurance Match	78,500
01191140	Benefits Adjustments ²	474,400
	Subtotal Employee Benefits	<u>\$ 23,063,500</u>
	Contingency:	
01191224	Contingency Subrogation ³	100,000
01191309	Contingency Account	50,000
01191566	Contingency Utility Expense	432,900
	The Director of Finance is hereby authorized to allocate and transfer this budget appropriation to the budgets of the various departments and accounts in the fund and operating budget funds during the fiscal year as necessary to cover anticipated increases in utility costs during the fiscal year.	
	Subtotal Contingency	<u>\$ 582,900</u>
TOTAL GENERAL GOVERNMENT		<u><u>\$ 24,535,400</u></u>
<p>¹ Subject to Section 6.11 of the Metropolitan Charter, the Director of Finance is authorized to allocate and transfer this budget appropriation to or from the budgets of the various departments and accounts in this fund and other operating budget funds during the fiscal year.</p> <p>² Subject to Section 6.11 of the Metropolitan Charter, the Director of Finance is authorized to allocate and transfer this budget appropriation, and the fringe benefit budget appropriations of the various departments and accounts of this fund, to or from the budgets of the various departments and accounts in this fund and other operating budget funds during the fiscal year.</p> <p>³ Account 01191224 is subject to transfer to various departments, agencies, etc. upon approval of the of the Department of Law and submittal of budget detail to the Department of Finance.</p>		
LAW ENFORCEMENT AND CARE OF PRISONERS:		
31	Extra Police Protection	<u>\$481,000</u>
TOTAL LAW ENFORCEMENT AND CARE OF PRISONERS FUNCTION		<u><u>\$481,000</u></u>
FIRE PREVENTION AND CONTROL:		
32	Fire	<u>\$61,024,400</u>
TOTAL FIRE PREVENTION AND CONTROL FUNCTION		<u><u>\$61,024,400</u></u>

**Section II:
Schedule B:**

**Urban Services District
General Fund Appropriations**

**Fiscal Year
2012**

<u>Dept Number</u>	<u>Description</u>	<u>Department or Function Total</u>
REGULATION, INSPECTION, AND ECONOMIC DEVELOPMENT:		
01	Economic Development 01191499 Tax Increment Payment - MDHA	<u>\$1,581,600</u>
TOTAL REGULATION, INSPECTION, AND ECONOMIC DEVELOPMENT FUNCTION		<u><u>\$1,581,600</u></u>
RECREATIONAL, CULTURAL, AND COMMUNITY SUPPORT:		
01	Community Support: 01191326 Property Tax Relief	<u>\$200,000</u>
TOTAL RECREATIONAL, CULTURAL, AND COMMUNITY SUPPORT FUNCTION		<u><u>\$200,000</u></u>
INFRASTRUCTURE AND TRANSPORTATION		
42	Public Works USD General Fund Functions	8,035,300
42	Public Works USD Waste Management Transfers	<u>8,773,400</u>
TOTAL INFRASTRUCTURE AND TRANSPORTATION		<u><u>\$16,808,700</u></u>
OPERATING TRANSFERS		
	GSD Operating	<u>3,930,300</u>
TOTAL OPERATING TRANSFERS		<u><u>\$3,930,300</u></u>
RESERVES:		
18301	Reserve	<u> </u>
TOTAL RESERVES		<u><u>\$0</u></u>
TOTAL GENERAL FUND OF THE URBAN SERVICES DISTRICT		<u><u>\$108,561,400</u></u>

Section II: Urban Services District
Schedule C: Debt Service Fund Appropriations

Fiscal Year
2012

Appropriation by Fund:		Appropriation
28315	USD Debt Service (BU-90191000)	\$14,879,000
	TOTAL DEBT SERVICE ADMINISTRATION - URBAN SERVICES DISTRICT	<u>\$14,879,000</u>

Debt Service Requirements by Fund and Function:		Principal / Interest	Interest	Other	Total
28315	USD DEBT SERVICE FUND (BU-90191000)				
	Outstanding GO Bonds:				
	Fire Protection	\$64,800	\$727,700	\$0	792,500
	Public Works	974,100	5,674,700	0	6,648,800
	Finance	0	194,000	0	194,000
	General Services	0	36,500	0	36,500
	ITS	0	12,400	0	12,400
	MTA	0	5,600	0	5,600
	MDHA	0	153,600	0	153,600
	Law Enforcement & Care of Prisoners	0	132,300	0	132,300
	Traffic & Parking	0	35,400	0	35,400
	DES	0	132,500	0	132,500
	Other	2,200	420,400	0	422,600
	Sub-Total	<u>\$1,041,100</u>	<u>\$7,525,100</u>	<u>\$0</u>	<u>\$8,566,200</u>
	Redemption and Cremation Fees	0	0	15,000	15,000
	Internal Service Fees	0	0	22,700	22,700
	Reserve for New Debt (future debt requirements)	0	0	0	0
	Interest Expense for Commercial Paper (90191100)	0	0	0	0
	Note Requirements	0	0	0	0
	Tax Increment Payment - MDHA	0	0	378,200	378,200
	Airline PU Tax Rebate - MNA	0	0	0	0
	Transfer GSD Operating	0	0	5,896,900	5,896,900
	TOTAL USD DEBT SERVICE FUND	<u>\$1,041,100</u>	<u>\$7,525,100</u>	<u>\$6,312,800</u>	<u>\$14,879,000</u>

Section II: Special, Working Capital, and Enterprise Fund
Schedule D: Revenues and Expenditures

Fiscal Year
2012

Be it herein enacted that the fund balances as of June 30, 2011, and the total amounts of the annual receipts of the following Special, Working Capital, and Enterprise Funds, as herein listed be and the same are hereby anticipated in the amounts and for the purposes herein specified as follows:

Fund Number	Description	Revenues and Fund Balances	Expenditures
WATER AND SEWER FUNDS:			
67311	Water and Sewer Revenue Fund	\$213,248,000	\$213,248,000
67331	Water and Sewer Operating	104,600,500	104,600,500
27312	Water and Sewer Debt Service	52,081,700	52,081,700
47335	Water and Sewer Extension and Replacement	53,902,000	53,902,000
27313	Water and Sewer Debt Service Reserve	0	0
67332	Water and Sewer Operating Reserve	273,700	273,700
67431	W&S SW Stormwater Operating	14,366,000	13,285,500
37100	Stormwater	0	0


Subject to Section 6.11 of the Metropolitan Charter, the Director of Finance is authorized to allocate and transfer budget appropriations between these funds during the fiscal year.

SECTION III


BE IT FURTHER ENACTED: That this ordinance shall take effect from and after its passage, the welfare of the Metropolitan Government of Nashville and Davidson County requiring it.


APPROVED AS TO AVAILABILITY
OF FUNDS:

INTRODUCED BY:




Director of Finance





Budget Officer

APPROVED AS TO FORM AND LEGALITY:



Metropolitan Attorney

Members of the Metropolitan Council