

# Agenda



- Call to Order
- Roll Call of Membership
- Welcome by Chair
- Approve minutes from December 6, 2017 Meeting
- 2017 Annual Progress Report Presentation & Approval
- Board Member Q&A
- Public Comment
- Long-term Solid Waste Master Plan Diversion
- Board Member Q&A
- Public Comment
- Other Business
- Adjournment



***Metro Nashville***  
***Public Works***



**2017 Annual Solid Waste Progress Report**

**March 29, 2018**

# Education Summary



- 5,873 people in our community received recycling education workshops
- Enhanced our educational programs to have a measurable and direct impact on waste reduction
- In late 2017 we started a volunteer recycling neighborhood ambassador program
- Received an TDEC organics grant to educate the community about organic landfill diversion
- Received a recycling bin grant from Coca Cola to help support MNPS green team programs
- Submitted and since received a TDEC recycling education grant

# 2017 Landfilled Waste



<b>MSW/Class I</b>	<b>862,641.49</b>
<b>C&amp;D/Class III/IV</b>	<b>405,456.27</b>

# Recycling Tons-Residential



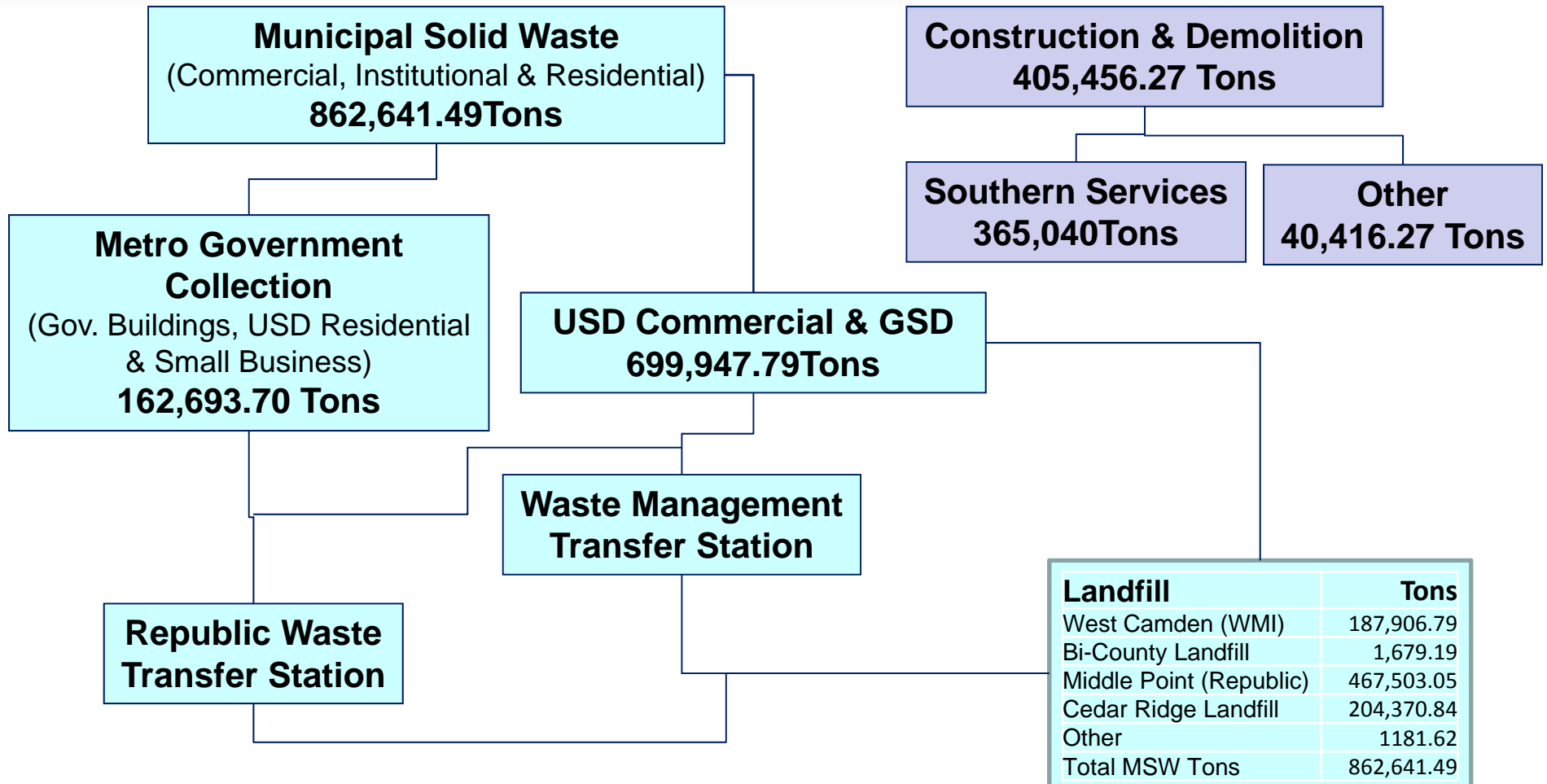
	2017 Tons	2016 Tons
Automotive Fluids	43.79	37.66
Cardboard	2,863.73	2,273.13
Carpet/Pad	77.38	106.58
Electronic Waste	196.27	218.47
Glass	2,366.91	2,282.41
Grease	9.33	7.80
HHW	38.48	33.26
Metal	671.02	674.41
Mixed Plastic/Metal	918.56	831.74
Mixed Recyclables	13,435.61	13,219.46
Paper	1,953.21	2,176.39
Tires	7,100.58	7,327.61
Wood Waste	37,326.81	53,319.47
<b>TOTAL</b>	<b>67,001.68</b>	<b>82,508.39</b>

# Recycling Tons-Commercial



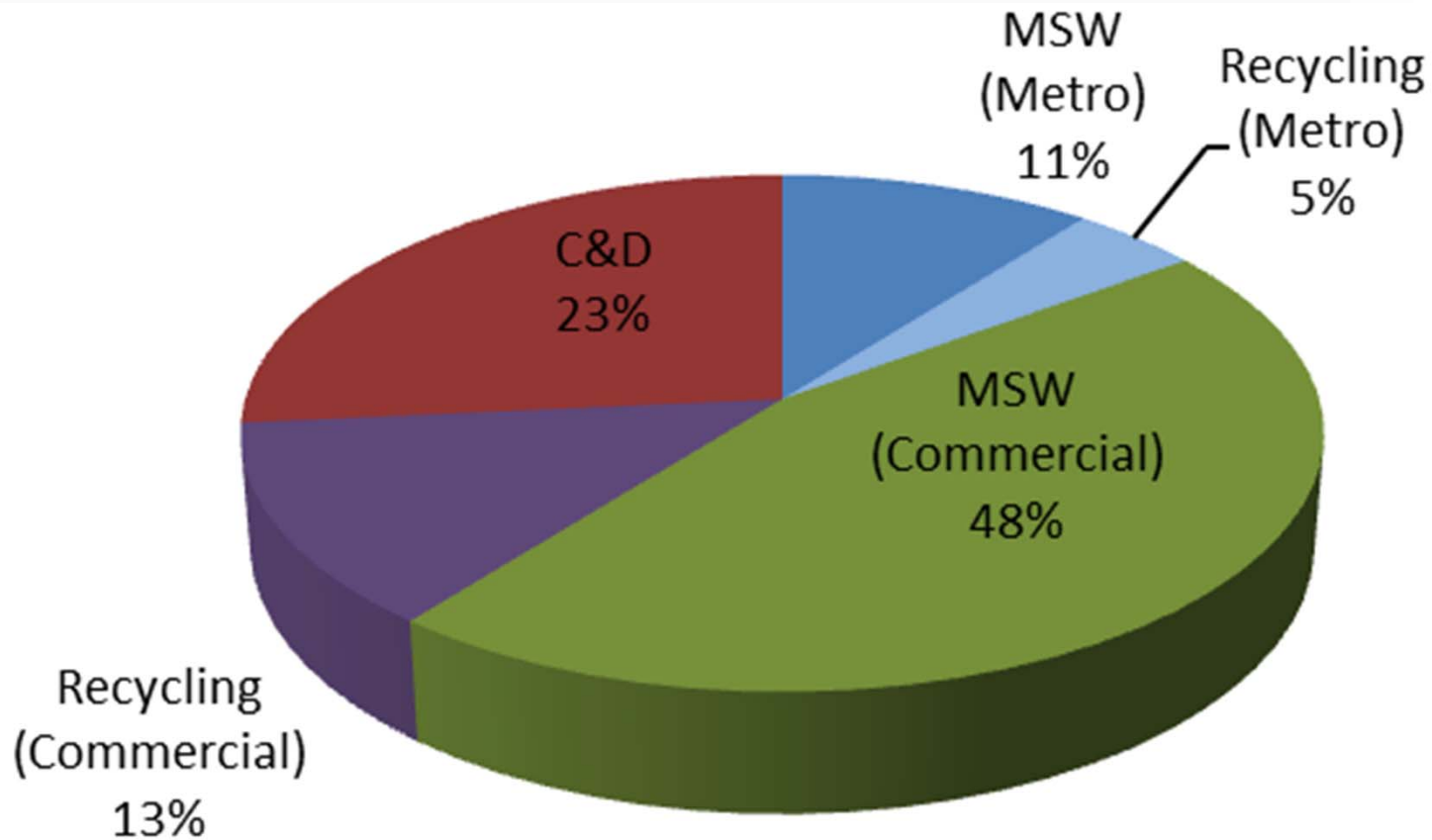
	<b>2017 Tons</b>	<b>2016 Tons</b>
Batteries, Automotive Fluids	1,074.84	836.84
C&D Recycling	2,188.35	3,093.15
Cardboard	47,225.91	21,316.86
Carpet/Pad	4,843.00	4,817.00
Food Waste	1,368.94	750.00
Glass	2,860.76	18,435.22
Grease	8,507.08	8,012.00
Metal	97,573.68	94,984.61
Mixed Recyclables	14,733.55	14,067.80
Paper	16,070.87	21,264.59
Plastic	2,305.42	479.66
Textiles	7,518.00	7,083.00
	15,208.15	
<b>TOTAL</b>	<b>221,478.55</b>	<b>195,140.73</b>

**2017 Davidson County  
Landfilled Waste  
1,268,097.76 TONS**



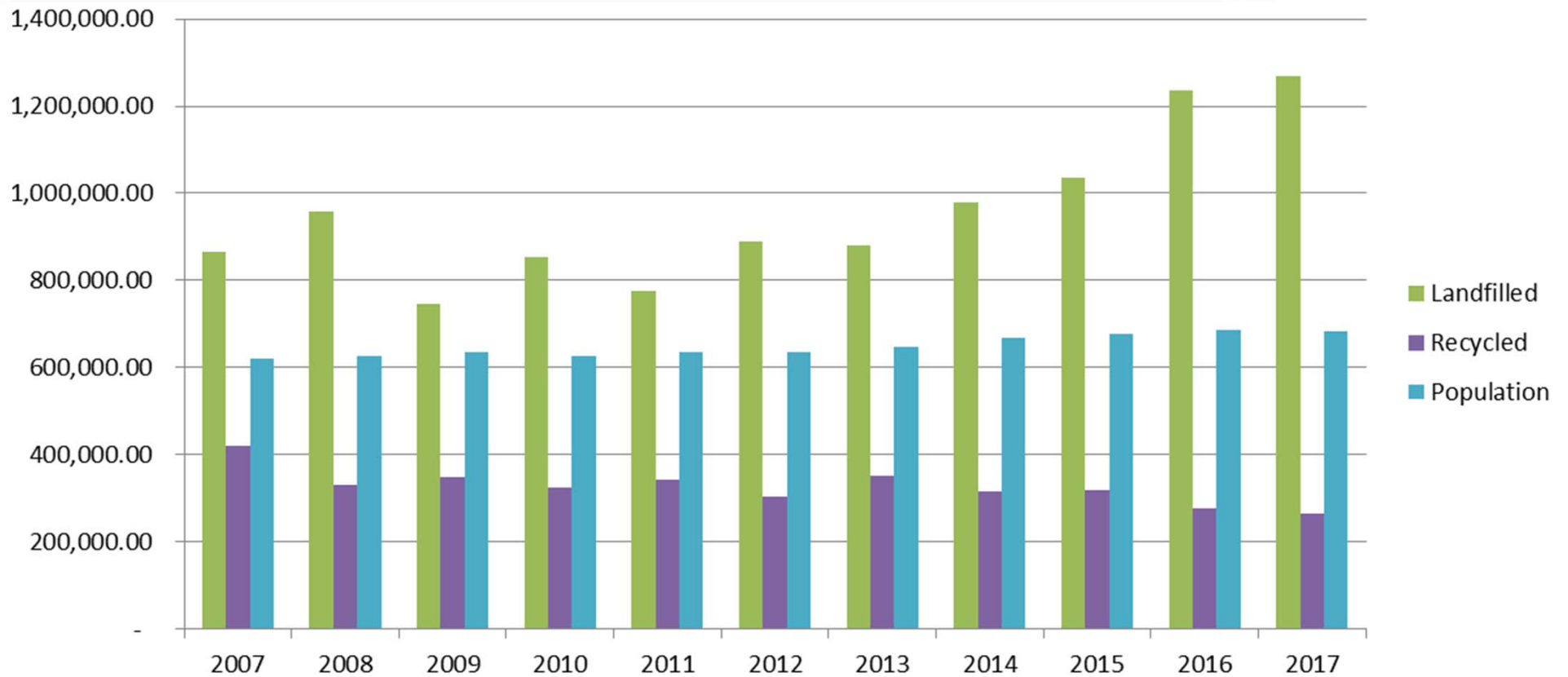
Landfill	Tons
West Camden (WMI)	187,906.79
Bi-County Landfill	1,679.19
Middle Point (Republic)	467,503.05
Cedar Ridge Landfill	204,370.84
Other	1181.62
<b>Total MSW Tons</b>	<b>862,641.49</b>

# Davidson County 2017 Waste and Recycling Stream





# Historical Trends



# Annual Progress Report & 10 Year Plan Update



**Questions**