

TREASURER'S QUARTERLY REPORT TO COUNCIL 07/01/21 - 09/30/21



Kelly Flannery


Finance Director

Michell Bosch

Treasurer

Heidi Hoeffner

Finance Manager



DEBT PRESENTATION

- Current Debt Status
- Debt Service
- Debt Projections



CURRENT DEBT STATUS

- General Obligation Debt
- Water and Sewer Revenue Debt
- Convention Center Authority Debt
- Sports Authority Debt
- Tax Anticipation Notes



GENERAL OBLIGATION DEBT

	Principal	Interest	Total
GO Debt at 06/30/2021	\$ 3,368,975,000	\$ 993,273,689	\$ 4,362,248,689
GO Debt Payments	(190,670,000)	(52,727,632)	(243,397,632)
GO Debt at 09/30/21	<u>\$ 3,178,305,000</u>	<u>\$ 940,546,057</u>	<u>\$ 4,118,851,057</u>
State Loans for Schools at 06/30/2021 ⁽¹⁾	\$ 20,582,235	\$ 12,138,501	\$ 32,720,736
State Loan Debt Payments	(884,108)	(549,802)	(1,433,910)
Interest Earned	(0)	(291)	(292)
State Loans as of 09/30/2021	<u>\$ 19,698,127</u>	<u>\$ 11,588,407</u>	<u>\$ 31,286,534</u>
Total GO Bonded Debt at 09/30/2021	<u>\$ 3,198,003,127</u>	<u>\$ 952,134,464</u>	<u>\$ 4,150,137,591</u>

(1) 2009 and 2010 Qualified School Construction Bonds

Source: Treasury Debt Schedules



GO COMMERCIAL PAPER

	Principal
GO Commercial Paper at 06/30/2021	\$ 50,000,000
Commercial Paper Draw 07/19/2021	\$ 50,000,000
Total GO Commercial Paper Outstanding at 09/30/2021	<u>\$ 100,000,000</u>
Commercial Paper Interest Payments ⁽¹⁾	<u>\$ 16,301</u>

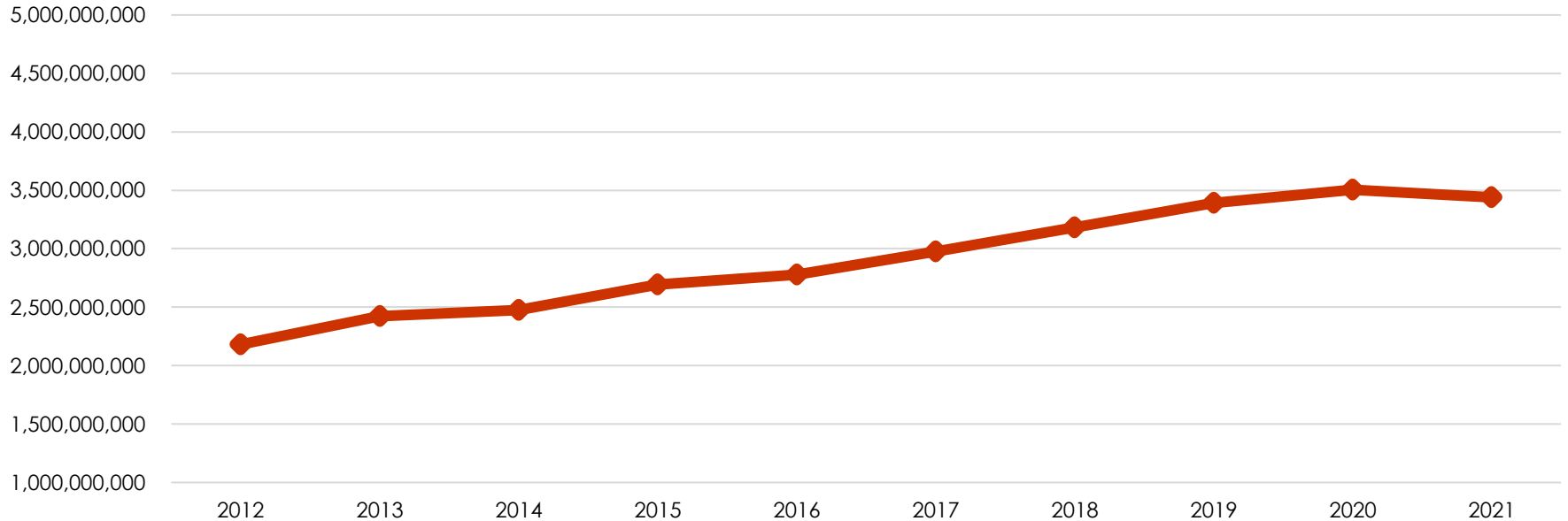
⁽¹⁾Commercial paper interest is variable rate

Source: Treasury Debt Schedules



10 YEAR HISTORY OF GENERAL OBLIGATION PRINCIPAL BALANCE

GO Outstanding Bond and Commercial Paper Principal Balance



Source: Treasury Debt Schedules

Mayor John Cooper

Metropolitan Government of Nashville and Davidson County



OUTSTANDING WATER AND SEWER DEBT

	Principal	Interest	Total
Water and Sewer Debt at 06/30/2021	\$ 954,535,000	\$ 660,329,885	\$ 1,614,864,885
Water and Sewer Debt Payments	(33,070,000)	(24,467,176)	\$ (57,537,176)
Defeasance of 2012 Series	(24,300,000)	(1,366,500)	(25,666,500)
Total Water and Sewer Debt at 09/30/2021	<u>\$ 897,165,000</u>	<u>\$ 634,496,209</u>	<u>\$ 1,531,661,209</u>

Source: Treasury Debt Schedules



WATER AND SEWER COMMERCIAL PAPER

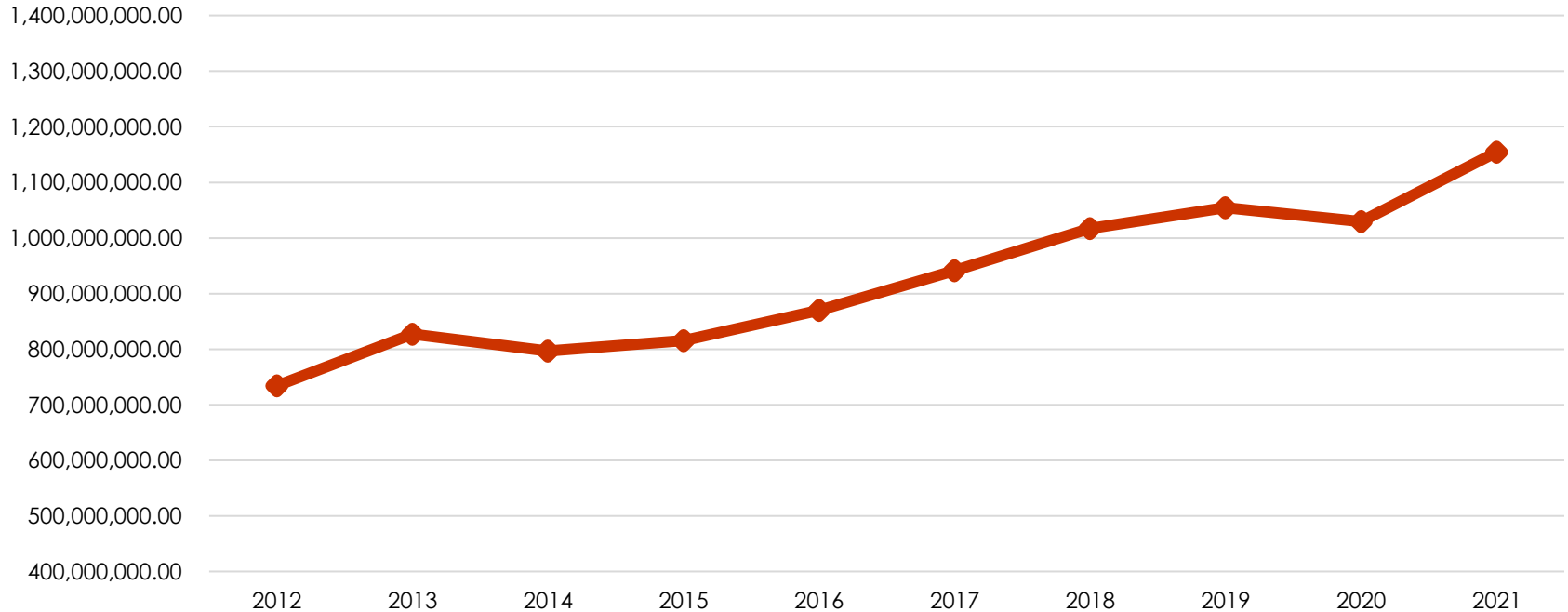
	Principal
Water & Sewer Commercial Paper at 09/30/2021	\$ 200,200,000
Commercial Paper Draw 07/14/2021	25,000,000
Commercial Paper Draw 09/16/2021	30,000,000
Total W&S Commercial Paper Outstanding at 06/30/2021	<u>\$ 255,200,000</u>
Commercial Paper Interest Payments ⁽¹⁾	<u>\$ 30,225</u>

(1) Commercial paper interest is variable rate

Source: Treasury Debt Schedules



10 YEAR HISTORY OF WATER AND SEWER PRINCIPAL BALANCE



Source: Treasury Debt Schedules



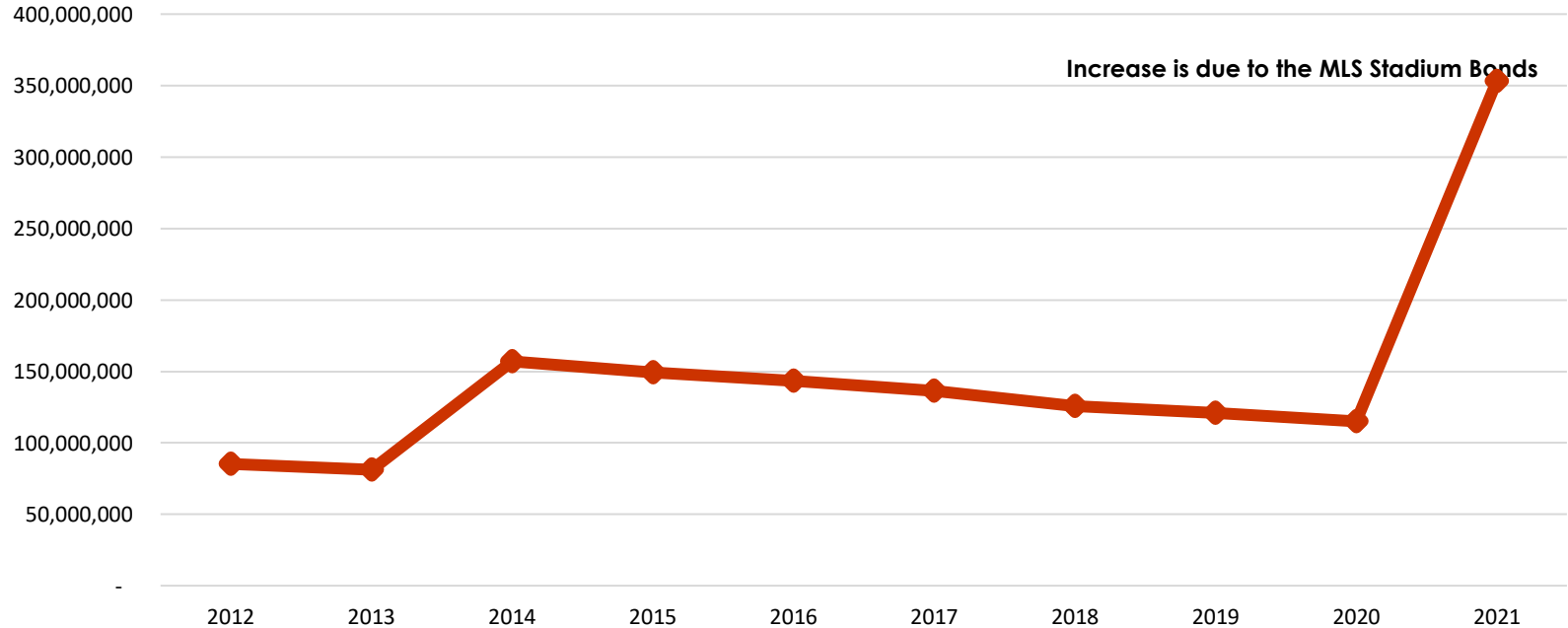
OUTSTANDING SPORTS AUTHORITY DEBT

	Principal	Interest	Total
Sports Authority Debt at 06/30/2021	\$ 353,045,000	\$ 156,004,006	\$ 509,049,006
Sports Authority Debt Payments	(6,685,000)	(4,679,158)	(11,364,158)
Total Sports Authority Debt at 09/30/2021	\$ 346,360,000	\$ 151,324,848	\$ 497,684,848

Source: Treasury Debt Schedules



10 YEAR HISTORY OF SPORTS AUTHORITY PRINCIPAL BALANCE



Source: Treasury Debt Schedules

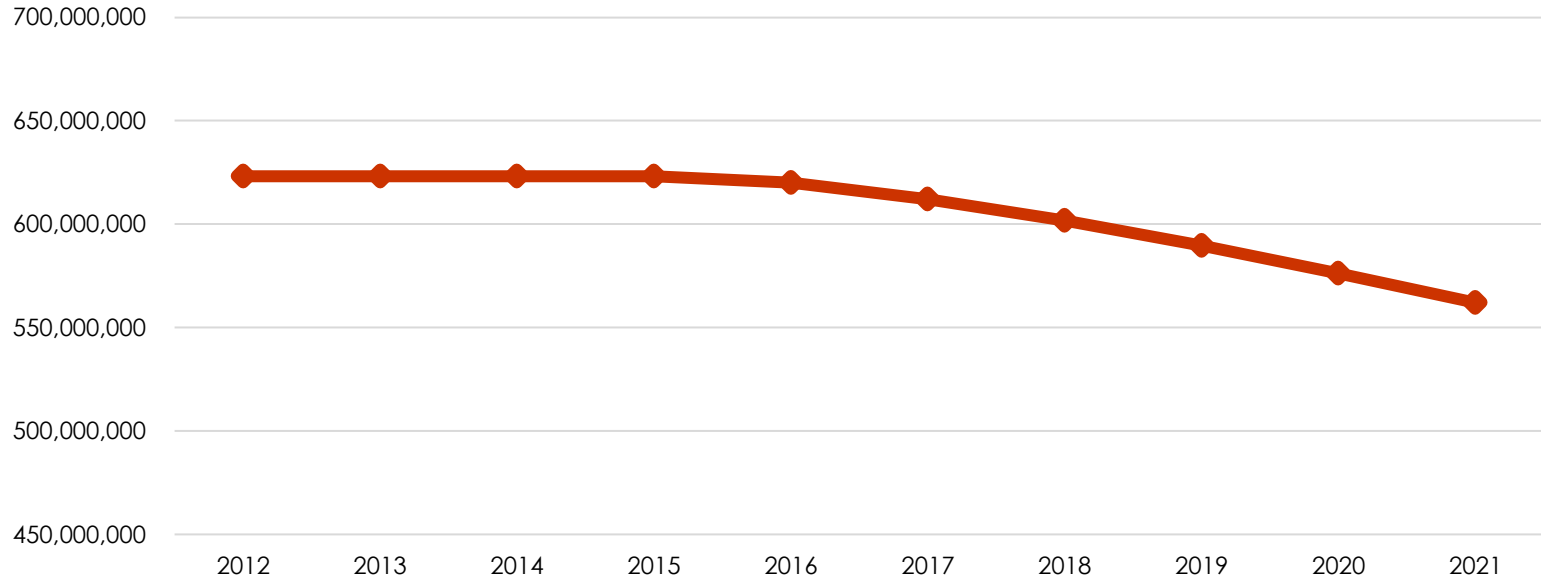


OUTSTANDING CONVENTION CENTER DEBT

	Principal	Interest	Total
Convention Center Debt at 06/30/2021	\$ 562,170,000	\$ 521,052,015	\$ 1,083,222,015
Convention Center Debt Payments	(14,435,000)	(18,976,113)	\$ (33,411,113)
Total Convention Center Debt at 09/30/2021	<u>\$ 547,735,000</u>	<u>\$ 502,075,902</u>	<u>\$ 1,049,810,902</u>



10 YEAR HISTORY OF CONVENTION CENTER PRINCIPAL BALANCE



Source: Treasury Debt Schedules



TAX ANTICIPATION NOTES

- A tax anticipation note (TAN) is a short-term borrowing instrument authorized by the state to assist local governments match cash availability with cash needs
- Example – property tax revenue is collected October through February while spending based on that revenue begins July 1st
- Borrowing may be from either internal or external sources



TAX ANTICIPATION NOTES (CONT)

- TANs must be approved by the State Comptroller prior to the notes being issued
- TANs are required to be paid back within the same fiscal year
- Metro's cashflow needs begin July 1st



TAX ANTICIPATION NOTES (CONT)

TANS Debt 07/01/2021	100,000,000
Quarterly Interest Amount (.65%)	<u>166,111</u>
Total TANS Debt at 09/30/2021	<u>\$ 100,166,111</u>



DEBT PRESENTATION

Debt Service

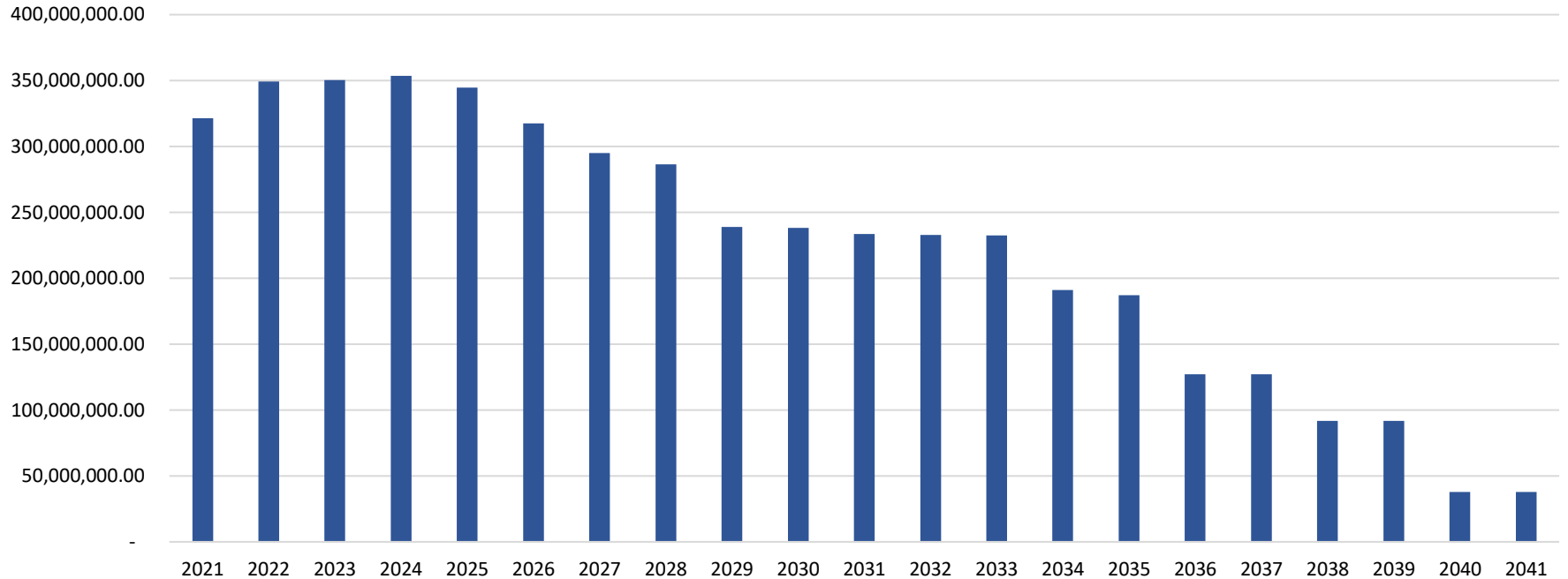


DEBT RATIOS

Fiscal Year	Debt Per Capita	% Debt Service to Total General Expenditures	Debt Service Coverage
2011	\$ 3,167	4.30%	1.6
2012	3,267	5.00%	1.4
2013	3,898	6.40%	1.6
2014	3,683	9.10%	1.5
2015	3,452	9.50%	1.9
2016	3,910	9.20%	1.6
2017	4,380	9.40%	1.4
2018	4,104	10.00%	1.3
2019	4,934	10.50%	1.5
2020	4,498	12.00%	1.9
10 Year Average	3,929	8.50%	1.6
Source: 2020 Comprehensive Annual Financial Report – FY2021 ratios are not yet available			



ANNUAL GENERAL OBLIGATION DEBT SERVICE



Source: Treasury Debt Schedules



ANNUAL DEBT SERVICE BY BOND ISSUE

Bond Series	2010B BAB Series	2011 Refunding Series	2012 QECB Series	2012 Refunding Series	2012A DES Refunding Series	2012B Refunding Series	2013 Refunding Series	2013A Series	2015A Refunding Series
2022	14,381,925	12,366,625	216,835	33,948,344	3,435,800	8,348,500	2,532,950	15,730,350	13,306,875
2023	14,381,925	-	216,835	46,525,250	3,435,350	8,350,483	2,532,950	16,523,350	13,309,000
2024	14,381,925	-	216,835	-	3,035,525	22,347,311	30,649,100	-	13,308,250
2025	14,381,925	-	216,835	-	3,435,775	29,832,095	30,652,625	-	13,313,125
2026	14,381,925	-	216,835	-	3,430,775	-	-	-	10,601,625
2027	28,210,730	-	216,835	-	4,265,600	-	-	-	3,951,375
2028	38,813,052	-	6,548,417	-	3,427,400	-	-	-	-
2029	38,291,838	-	-	-	3,416,700	-	-	-	-
2030	37,748,127	-	-	-	3,416,900	-	-	-	-
2031	37,184,777	-	-	-	3,412,700	-	-	-	-
2032	36,599,506	-	-	-	3,409,000	-	-	-	-
2033	35,994,889	-	-	-	3,399,625	-	-	-	-
2034	35,363,500	-	-	-	3,397,875	-	-	-	-
2035	34,707,914	-	-	-	-	-	-	-	-
2036									
2037									
2038									
2039									
2040									
2041									
Total	394,823,959	12,366,625	7,849,426	80,473,594	44,919,025	68,878,389	66,367,625	32,253,700	67,790,250

Source: Treasury Debt Schedules



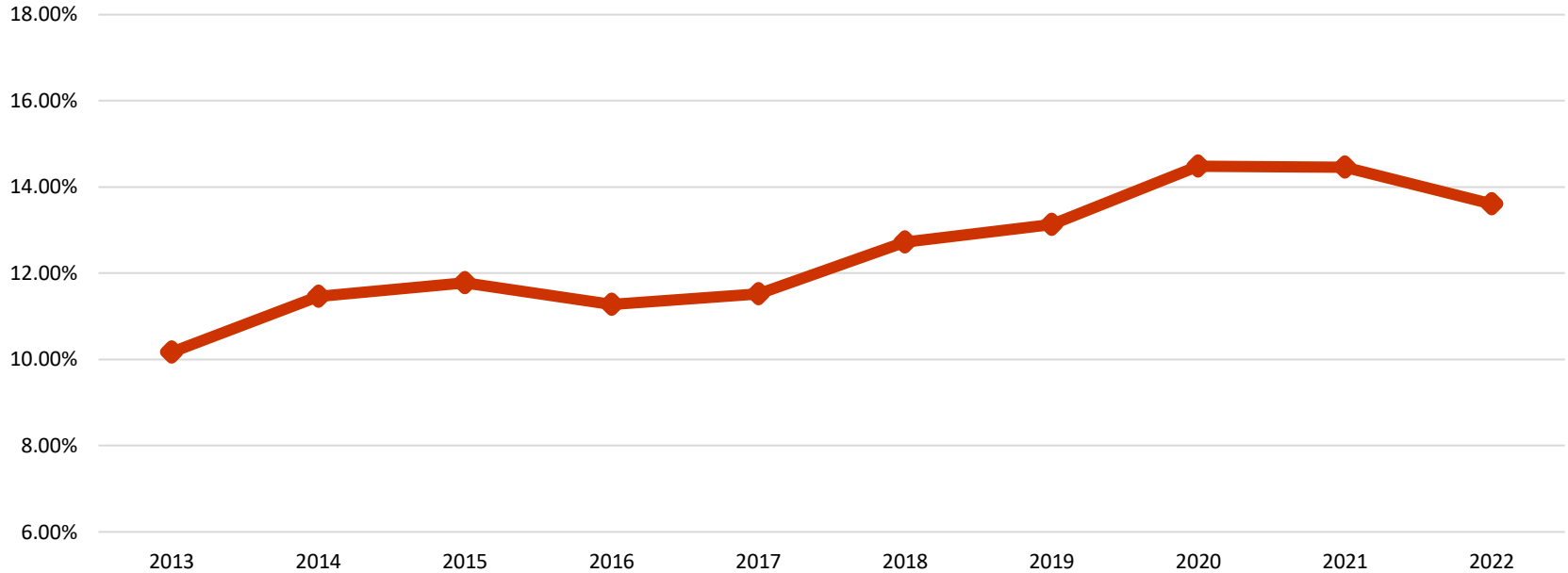
ANNUAL DEBT SERVICE BY BOND ISSUE

CONTINUED

Bond Series	2015B	2015C	2016	2017 Series		2021A	2021B	2021C	Total All Bonds
	Refunding Series		Refunding Series	2017 Series	2018 Series	Refunding Series	Refunding Series		
2022	14,993,814	21,551,325	13,294,350	35,287,113	53,816,975	50,718,560	17,514,105	37,829,916	349,274,362
2023	14,968,163	21,551,200	13,294,450	35,288,238	53,817,850	32,165,875	36,087,842	37,828,475	350,277,236
2024	940,745	21,551,325	40,724,250	35,286,988	53,815,475	30,827,250	48,341,661	37,831,975	353,258,615
2025	940,745	21,549,300	45,055,250	35,285,988	53,816,600	16,852,750	41,485,845	37,831,975	344,650,832
2026	7,678,384	21,551,200	42,320,250	35,287,613	53,817,725	9,356,625	80,820,417	37,831,225	317,294,599
2027	7,665,390	21,551,875	39,998,250	35,288,744	53,815,350	3,013,500	58,960,885	37,832,225	294,770,759
2028	7,650,303	21,551,250	38,310,250	35,287,300	53,815,725		43,146,846	37,832,225	286,382,768
2029	4,149,007	21,550,625	38,308,750	35,287,200	53,819,000		6,067,186	37,828,475	238,718,781
2030	4,141,083	-	38,306,000	35,286,900	53,815,775		27,620,590	37,828,225	238,163,599
2031	-	-	38,309,250	35,289,700	53,817,900		27,621,318	37,828,225	233,463,870
2032	-	-	16,200,000	35,288,900	53,816,525		49,732,739	37,830,825	232,877,495
2033	-	-	15,600,000	35,287,800	53,816,900		50,333,863	37,832,625	232,265,702
2034	-	-	-	35,289,500	53,815,500		25,336,606	37,830,775	191,033,756
2035	-	-	-	35,287,100	53,817,400		25,339,277	37,831,175	186,982,866
2036				35,288,600	53,817,300			37,832,925	126,938,825
2037				35,286,900	53,817,300			37,832,125	126,936,325
2038					53,819,300			37,831,000	91,650,300
2039					53,815,200			37,832,000	91,647,200
2040								37,829,000	37,829,000
2041								37,831,800	37,831,800
Total	63,127,634	172,408,100	379,721,050	564,604,581	968,703,800	142,934,560	538,409,179	756,617,191	4,362,248,689



TOTAL DEBT SERVICE AS A PERCENTAGE OF OPERATING BUDGET



Source: Treasury Debt Schedules



DEBT PRESENTATION

Debt Projections



GO AUTHORIZED/UN-BONDED DEBT

Approved Capital Spending Plans Authorizing the Issuance of General Obligation Bonds

Total Authorized Capital Spending	\$ 4,115,000,000
Total Bonds Issued	(2,929,000,000)
Total Authorized/Un-Bonded Debt at 09/30/2021	<u>\$ 1,186,000,000</u>

These amounts include all authorized & de-authorized capital spending plans and bonds issued since 2009

Source: Treasury Debt Schedules



WATER & SEWER AUTHORIZED/UN-BONDED DEBT

Approved Capital Spending Plans Authorizing the Issuance of Water and Sewer Bonds

Prior Approved Capital Spending	\$ 1,500,000,000
RS2021-1147 Approved Capital Spending	500,000,000
Total Bonds Issued	(862,135,000)
Total Authorized/Un-Bonded Debt at 09/30/2021	<u>1,137,865,000</u>

These amounts include all authorized & de-authorized capital spending plans and bonds issued since 2009

Source: Treasury Debt Schedules



COMMERCIAL PAPER

- Commercial paper is used as a form of bond anticipation notes
- Notes are issued as needed not to exceed authorized limits
- Funds can only be spent on projects previously approved in capital spending plans
- Provides lower cost interim financing until long-term bonds are issued
- Only a financing method – not additional spending authority



COMMERCIAL PAPER (CONT.)

- Interest rates on commercial paper notes ranged from .05% to .16% for new issues and rolls during the quarter
- As of September 30 outstanding GO CP is \$100 million
- As of September 30 outstanding W&S CP is \$255.2 million
- Projecting GO Bond Issue in the Spring of 2023 to take out \$650 million of commercial paper
- Projecting GO Bond Issue in the Fall of 2024 to take out \$535.9 million of commercial paper

*Projection of bond issues based on historical commercial paper spending and does not contemplate CSP



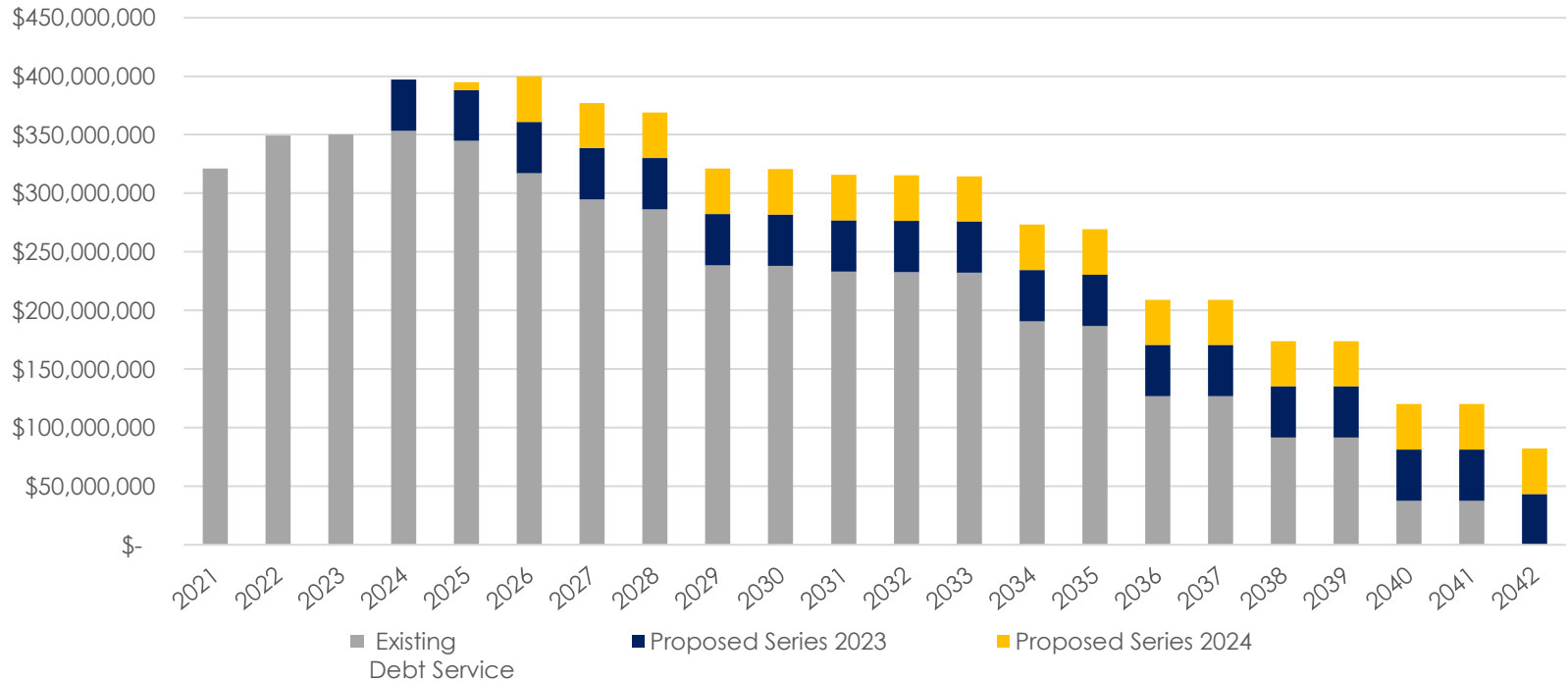
FUTURE DEBT SERVICE TO FUND EXISTING AUTHORIZATIONS

Period Ending	Existing Debt Service	Projected GO Bonds Series 2023	Projected GO Bonds Series 2024	Aggregate Debt Service	Change in Annual Debt Service from Prior Year
6/30/2021	\$ 321,258,219	\$ -	\$ -	\$ 321,258,219	\$ 149
6/30/2022	349,274,362	-	-	349,274,362	28,016,143
6/30/2023	350,277,236	-	-	350,277,236	1,002,874
6/30/2024	353,258,615	43,680,209	-	396,938,824	46,661,588
6/30/2025	344,650,832	43,678,450	6,638,414	394,967,696	(1,971,128)
6/30/2026	317,294,599	43,680,450	38,719,850	399,694,899	4,727,203
6/30/2027	294,770,759	43,680,700	38,720,600	377,172,059	(22,522,840)
6/30/2028	286,382,768	43,676,950	38,720,350	368,780,068	(8,391,990)
6/30/2029	238,718,781	43,676,950	38,717,100	321,112,831	(47,667,237)
6/30/2030	238,163,599	43,677,950	38,718,850	320,560,399	(552,432)
6/30/2031	233,463,870	43,677,200	38,718,100	315,859,170	(4,701,229)
6/30/2032	232,877,495	43,681,950	38,717,600	315,277,045	(582,125)
6/30/2033	232,265,702	43,678,950	38,719,850	314,664,502	(612,543)
6/30/2034	191,033,756	43,680,450	38,717,100	273,431,306	(41,233,196)
6/30/2035	186,982,866	43,677,950	38,716,850	269,377,666	(4,053,641)
6/30/2036	126,938,825	43,678,200	38,721,100	209,338,125	(60,039,541)
6/30/2037	126,936,325	43,681,600	38,716,600	209,334,525	(3,600)
6/30/2038	91,650,300	43,678,800	38,720,600	174,049,700	(35,284,825)
6/30/2039	91,647,200	43,678,000	38,718,600	174,043,800	(5,900)
6/30/2040	37,829,000	43,677,000	38,719,600	120,225,600	(53,818,200)
6/30/2041	37,831,800	43,678,600	38,716,600	120,227,000	1,400
6/30/2042	-	43,680,400	38,717,800	82,398,200	(37,828,800)
6/30/2043	-	43,680,000	38,716,000	82,396,000	(2,200)
6/30/2044	-	-	38,719,200	38,719,200	(43,676,800)
	<u>\$ 4,683,506,909</u>	<u>\$ 873,580,759</u>	<u>\$ 742,290,764</u>	<u>\$ 6,299,378,431</u>	

- These numbers are based on preliminary analysis done October 14, 2021 and are subject to change.
- Future debt service based on historical commercial paper spending and does not contemplate CSP



FUTURE DEBT SERVICE TO FUND EXISTING AUTHORIZATIONS (CONT.)



- These numbers are based on preliminary analysis done October 14, 2021 and are subject to change.
- Future debt service based on historical commercial paper spending and does not contemplate CSP



BOND REFUNDINGS RESULTS

FALL OF FY22

- Water and Sewer Bonds (Tax-Exempt) Series 2021A (Green Bonds)
 - Taking out \$255.200 million of spent Commercial Paper
 - Funding \$175.000 million for New Money Projects
 - Par: \$377.520 million
 - Final Maturity: July 1, 2051
 - All-in True Interest Cost – 2.49%
- Water and Sewer Refunding Bonds (Taxable) Series 2021B (Green Bonds)
 - Advance Refunding of \$225.135 million Series 2013 Bonds
 - PV Savings (%) – 15.71%
 - PV Savings (\$) – \$35.358 million
- In addition, Defeased \$17.953 million Subordinate Lien Series 2012 Bonds to close out Subordinate Lien



Metropolitan Government of Nashville and Davidson County
 Quarterly Financial Updates
 Inception through May 2021
 General Obligation Capital Projects

Department Description	Business Unit Description	Fund Number	Business Unit/Job Number	Project Approval Date	Fund Description	Budget	Period Actual Amount	YTD Actual	Inception to Date Actual	Encumbrance Amount	Remaining Balance
Administrative	ADM GSD Contingency CF to FY10	40009	01401010	6/10/2009	GSD FY10 Capital Projects Fund	169,187	0	0	169,187	0	0
Administrative	ADM GSD Cap Recall Contingency	40009	01401210	6/10/2009	GSD FY10 Capital Projects Fund	0	0	0	0	0	0
Administrative	x-ADM ADA Compliance Projects	40009	01403010	6/10/2009	GSD FY10 Capital Projects Fund	1,090,331	0	0	1,090,331	0	0
Administrative	x-ADM CJC Renovation	40009	01405010	6/10/2009	GSD FY10 Capital Projects Fund	2,086,643	0	0	1,586,643	0	500,000
Administrative	x-ADM Energy RetroFit Projects	40009	01406010	6/10/2009	GSD FY10 Capital Projects Fund	1,920,144	0	0	1,920,144	0	0
Administrative	x-ADM AABirch Closeout	40009	01407010	6/10/2009	GSD FY10 Capital Projects Fund	1,358,477	0	0	1,358,477	0	0
Administrative	x-ADM City Hall Closeout	40009	01408010	6/10/2009	GSD FY10 Capital Projects Fund	9,510	0	0	9,510	0	0
Administrative	ADM Major Maint Facilities	40009	01409010	6/10/2009	GSD FY10 Capital Projects Fund	701,381	0	0	701,381	0	0
Administrative	x-ADM Fulton CF to FY10	40009	01410010	6/10/2009	GSD FY10 Capital Projects Fund	25,553,119	0	0	25,553,119	0	0
Administrative	ADM Metro Southeast	40009	01411010	6/10/2009	GSD FY10 Capital Projects Fund	768,643	0	0	768,643	0	0
Administrative	x-ADM Temp Train E911	40009	01413010	6/10/2009	GSD FY10 Capital Projects Fund	548,642	0	0	548,642	0	0
Administrative	x-ADM Courthouse Closeout	40009	01414010	6/10/2009	GSD FY10 Capital Projects Fund	248,637	0	0	248,637	0	0
Administrative	x-ADM Relocation Costs	40009	01415010	6/10/2009	GSD FY10 Capital Projects Fund	1,560	0	0	1,560	0	0
Administrative	x-ADM Roofing Projects	40009	01416010	6/10/2009	GSD FY10 Capital Projects Fund	2,289,775	0	0	2,289,775	0	0
Administrative	x-ADM Fulton Addl Infrast FY10	40009	01418010	6/10/2009	GSD FY10 Capital Projects Fund	1,050,000	0	0	1,050,000	0	0
Administrative	ADM GSD Cap Recall Contingency	40011	01401211	9/27/2010	GSD FY11 Capital Projects Fund	0	0	0	0	0	0
Administrative	x-ADM Peterbilt Projects	40011	01410011	9/27/2010	GSD FY11 Capital Projects Fund	16,000,000	0	0	16,000,000	0	0
Administrative	x-ADM Hickory Hollow Projects	40011	01411011	9/27/2010	GSD FY11 Capital Projects Fund	17,997,991	0	0	17,997,991	0	0
Administrative	ADM Admin projects Recall	40011	01412011	9/27/2010	GSD FY11 Capital Projects Fund	121,120	(4,179)	(4,179)	116,941	4,179	0
Administrative	ADM GSD FY13 Cap Contingency	40013	01401013	6/19/2012	GSD FY13 Capital Projects Fund	0	0	0	0	0	0
Administrative	x-ADM Deferred Maint EvalRecall	40013	01401313	6/19/2012	GSD FY13 Capital Projects Fund	77,000	0	0	77,000	0	0
Administrative	x-ADM EconDev CapitolViewRecall	40013	01401413	6/19/2012	GSD FY13 Capital Projects Fund	724,416	0	0	724,416	0	0
Administrative	ADM GSD FY14 Cap Contingency	40014	01401014	6/12/2013	GSD FY14 Capital Projects	0	0	0	0	0	0
Administrative	ADM GSD Cap Recall Contingency	40014	01401214	6/12/2013	GSD FY14 Capital Projects	(251)	0	0	(251)	0	0
Administrative	ADM GSD FY16 Cap Contingency	40016	01401016	6/10/2015	GSD FY16 Capital Projects	4,351,120	0	0	0	0	4,351,120
Administrative	ADM GSD Cap Recall Contingency	40016	01401216	6/10/2015	GSD FY16 Capital Projects	104,239	0	0	0	0	104,239
Administrative	x-ADM Nash State Comm Donelson	40016	01405016	6/10/2015	GSD FY16 Capital Projects	1,000,000	0	0	1,000,000	0	0
Administrative	ADM Nash State Comm Madison	40016	01406016	6/10/2015	GSD FY16 Capital Projects	1,000,000	0	0	1,000,000	0	0
Administrative	ADM GSD FY17 Cap Contingency	40017	01401017	6/22/2016	GSD FY17 Capital Projects	3,149,958	0	0	0	0	3,149,958
Administrative	ADM GSD FY18 Cap Contingency	40018	01401018	6/14/2017	GSD FY18 Capital Projects	292,000	0	0	0	0	292,000
Administrative	ADM Affordable Housing	40018	01403018	6/14/2017	GSD FY18 Capital Projects	25,000,000	3,032	305,335	600,552	2,103,351	22,296,097
Administrative	ADM GSD FY21 Cap Contingency	40021	01401021	3/3/2021	GSD FY21 Cap Projs RS2021-757	7,000,000	0	0	0	0	7,000,000
Administrative	ADM EconDev CapitolView-Recall	40109	01406310	6/10/2009	GSD FY10 Self-funding Cap Proj	1,346,982	0	0	786,340	0	560,642
Administrative	x-ADM Cap Proj Nash State Comm	40111	01405011	9/27/2010	X-GSD Cap Proj Nash St CommCo	1,000,000	0	0	1,000,000	0	0
Administrative	ADM GSD FY13B CapContingency	40113	01401113	2/12/2013	GSD FY13B Capital Projects	2,300,000	0	0	0	0	2,300,000
Administrative	ADM EconDev CapitolView-Recall	40113	01402313	2/12/2013	GSD FY13B Capital Projects	1,145,160	0	0	1,145,160	0	0
Administrative	ADM GSD Bridge Planning	40113	01421113	2/12/2013	GSD FY13B Capital Projects	200,000	0	0	185,175	0	14,825
Administrative	ADM GSD FY18B Cap Contingency	40118	01401118	11/22/2017	GSD FY18B Capital Projects	163,125	0	0	0	0	163,125
Administrative	ADM GSD FY19B Cap Contingency	40119	01401119	10/22/2018	GSD FY19B Capital Projects	4,591,400	0	0	0	0	4,591,400
Administrative	x-ADM Deferred Maint EvalRecall	40209	01407310	6/10/2009	GSD FY10 Non-BAB Capital Projs	63,081	0	0	63,081	0	0
Administrative	x-ADM Relocation Costs	40209	01415510	6/10/2009	GSD FY10 Non-BAB Capital Projs	91,524	0	0	91,524	0	0
Administrative	ADM GSD FY20B Cap Proj Contingency	40220	01431220	3/18/2020	GSD FY20B Cap Projs RS2020-213	5,673,300	0	0	0	0	5,673,300
Administrative	ADM GSD S/F Cap Recall Conting	40401	01440201	6/10/2009	GSD GSR FY10 SF 800 MHzUpgra	152,131	0	0	0	0	152,131
Administrative	ADM USD Contingency CF to FY10	48009	01402010	6/10/2009	USD FY10 Capital Projects Fund	0	0	0	0	0	0
Administrative	ADM USD Contingency CF to FY11	48011	01402011	9/27/2010	USD FY11 Capital Projects Fund	6,879	0	0	6,879	0	0
Administrative	ADM USD FY13B CapContingency	48113	01481113	2/12/2013	USD FY13B Capital Projects	0	0	0	0	0	0
ADMINISTRATIVE TOTALS						131,347,225	(1,147)	301,156	78,090,858	2,107,530	51,148,837

Metropolitan Government of Nashville and Davidson County
 Quarterly Financial Updates
 Inception through May 2021
 General Obligation Capital Projects

Department Description	Business Unit Description	Fund Number	Business Unit/Job Number	Project Approval Date	Fund Description	Budget	Period Actual Amount	YTD Actual	Inception to Date Actual	Encumbrance Amount	Remaining Balance
Election Commission	x-ELE Votor Reg Systems	40009	05401010	6/10/2009	GSD FY10 Capital Projects Fund	42,375	0	0	42,375	0	0
Election Commission	ELE Voting Machine Replacement	40119	05400119	10/22/2018	GSD FY19B Capital Projects	3,000,000	0	0	1,499,845	119,990	1,380,165
ELECTION COMMISSION TOTALS						3,042,375	0	0	1,542,220	119,990	1,380,165
Planning Commission	07401021 PLA Neighbhrd Planning & Infr	40021	07401021	3/3/2021	GSD FY21 Cap Projs RS2021-757	900,000	0	0	0	250,000	650,000
Planning Commission	07402021 PLA EastBk Planning-OpenSp	40021	07402021	3/3/2021	GSD FY21 Cap Projs RS2021-757	538,000	0	0	0	538,000	0
PLANNING COMMISSION TOTALS						1,438,000	0	0	0	788,000	650,000
General Services	x-GSR Fleet Management	40009	10403010	6/10/2009	GSD FY10 Capital Projects Fund	161,826	0	0	161,826	0	0
General Services	x-GSR Storm Sirens	40009	10404010	6/10/2009	GSD FY10 Capital Projects Fund	92,549	0	0	92,549	0	0
General Services	x-GSR Howard Office Bldg FF&E	40011	10401011	9/27/2010	GSD FY11 Capital Projects Fund	3,000,000	0	0	3,000,000	0	0
General Services	x-GSR Clifford Allen Renovation	40011	10402011	9/27/2010	GSD FY11 Capital Projects Fund	2,206,779	0	0	2,206,779	0	0
General Services	GSR Misc Building Improvements	40011	10403011	9/27/2010	GSD FY11 Capital Projects Fund	4,750,000	0	0	4,750,000	0	0
General Services	x-GSR Highland Heights Renovatio	40011	10404011	9/27/2010	GSD FY11 Capital Projects Fund	10,000,000	0	0	10,000,000	0	0
General Services	x-GSR North Nash Infrastructure	40011	10405011	9/27/2010	GSD FY11 Capital Projects Fund	3,680,000	0	0	3,680,000	0	0
General Services	x-GSR Misc Building Improvements	40013	10403013	6/19/2012	GSD FY13 Capital Projects Fund	12,125,000	0	0	12,125,000	0	0
General Services	x-GSR Upgrd Weather WarningSyst	40013	10405013	6/19/2012	GSD FY13 Capital Projects Fund	1,997,505	0	0	1,997,505	0	0
General Services	x-GSR Infrastructure	40013	10406013	6/19/2012	GSD FY13 Capital Projects Fund	472,613	0	0	472,613	0	0
General Services	GSR Misc Building Improvements	40014	10403014	6/12/2013	GSD FY14 Capital Projects	19,823,652	0	0	19,823,652	0	0
General Services	GSR One Stop Permit Center	40014	10410014	6/12/2013	GSD FY14 Capital Projects	2,616,039	0	0	2,615,941	0	99
General Services	x-GSR Initial Planning New ECC	40014	10411014	6/12/2013	GSD FY14 Capital Projects	200,000	0	0	200,000	0	0
General Services	x-GSR North Nashville Greenway	40014	10412014	6/12/2013	GSD FY14 Capital Projects	5,600,000	0	0	5,600,000	0	0
General Services	GSR Roofing/Building Maintenanc	40015	10401015	6/18/2014	GSD FY15 Capital Projects	6,393,013	0	0	6,393,013	0	0
General Services	GSR Energy Improvements	40015	10402015	6/18/2014	GSD FY15 Capital Projects	3,515,263	9,784	91,315	3,443,551	16,926	54,786
General Services	x-GSR Judicial Campus Master Pla	40015	10403015	6/18/2014	GSD FY15 Capital Projects	1,500,000	0	0	1,500,000	0	0
General Services	GSR Farmers Mkt Upgrade	40015	10404015	6/18/2014	GSD FY15 Capital Projects	500,000	0	0	500,000	0	0
General Services	x-GSR POL/FIR Training Academy	40015	10405015	6/18/2014	GSD FY15 Capital Projects	1,000,000	0	0	1,000,000	0	0
General Services	x-GSR So Nashville HeadSt Study	40016	10401016	6/10/2015	GSD FY16 Capital Projects	23,945	0	0	23,945	0	0
General Services	x-GSR Nashville Int'l Academy	40016	10402016	6/10/2015	GSD FY16 Capital Projects	730,000	0	0	730,000	0	0
General Services	GSR Building Rehab/Maintenance	40016	10403016	6/10/2015	GSD FY16 Capital Projects	6,322,000	0	0	6,322,000	0	0
General Services	GSR DCSC Jail / CJC Renovation	40016	10404016	6/10/2015	GSD FY16 Capital Projects	112,040,000	0	31,466	112,040,000	0	0
General Services	x-GSR CJC Relocate-Leases	40016	10406016	6/10/2015	GSD FY16 Capital Projects	50,000	0	0	50,000	0	0
General Services	x-GSR CJC Relocate-IT Equip	40016	10407016	6/10/2015	GSD FY16 Capital Projects	1,054,610	0	0	1,054,610	0	0
General Services	x-GSR CJC Relocate-Move	40016	10408016	6/10/2015	GSD FY16 Capital Projects	240,413	0	0	240,413	0	0
General Services	x-GSR LIB Parking Garage Upgrad	40016	10409016	6/10/2015	GSD FY16 Capital Projects	1,800,000	0	0	1,800,000	0	0
General Services	GSR Police Headquarters	40017	10401017	6/22/2016	GSD FY17 Capital Projects	26,668,400	0	0	26,647,843	0	20,557
General Services	GSR Sheriff Admin Offices	40017	10403017	6/22/2016	GSD FY17 Capital Projects	19,081,000	21,699	456,455	18,897,021	162,098	21,881
General Services	GSR Major Fleet	40017	10404017	6/22/2016	GSD FY17 Capital Projects	15,000,000	0	425,936	14,990,750	0	9,250
General Services	GSR New Firehalls	40017	10405017	6/22/2016	GSD FY17 Capital Projects	9,710,516	1,200	660,911	9,684,554	0	25,962
General Services	GSR Criminal Justice Center	40017	10406017	6/22/2016	GSD FY17 Capital Projects	20,000,000	0	0	20,000,000	0	0
General Services	GSR A A Birch Renovate	40017	10407017	6/22/2016	GSD FY17 Capital Projects	2,939,000	580	12,098	1,528,446	0	1,410,554
General Services	GSR Farmers Market	40017	10408017	6/22/2016	GSD FY17 Capital Projects	3,000,000	127	46,933	2,896,939	50,816	52,245
General Services	GSR Misc Building Repairs	40017	10409017	6/22/2016	GSD FY17 Capital Projects	5,000,000	193	1,452,508	4,258,054	132,494	609,452

Metropolitan Government of Nashville and Davidson County
 Quarterly Financial Updates
 Inception through May 2021
 General Obligation Capital Projects

Department Description	Business Unit Description	Fund Number	Business Unit/Job Number	Project Approval Date	Fund Description	Budget	Period Actual Amount	YTD Actual	Inception to Date Actual	Encumbrance Amount	Remaining Balance
General Services	GSR Juvenile Justice Ctr MPlan	40017	10411017	6/22/2016	GSD FY17 Capital Projects	1,000,000	0	20,245	710,769	6,633	282,599
General Services	x-GSR Police Headquarters-ITS	40017	10441017	6/22/2016	GSD FY17 Capital Projects	1,331,600	0	67,778	1,331,600	0	0
General Services	GSR Sheriff Admin Offices-ITS	40017	10443017	6/22/2016	GSD FY17 Capital Projects	919,000	85,716	758,611	759,673	144,784	14,543
General Services	GSR New Firehalls-5 BAY ITS	40017	10445017	6/22/2016	GSD FY17 Capital Projects	130,484	0	73,718	129,981	503	0
General Services	GSR New Firehalls-3 BAY ITS	40017	10445117	6/22/2016	GSD FY17 Capital Projects	159,000	0	64,610	131,395	503	27,102
General Services	GSR A A Birch Renovate-ITS	40017	10447017	6/22/2016	GSD FY17 Capital Projects	61,000	0	0	0	0	61,000
General Services	GSR Fleet Additions / Replcmts	40018	10401018	6/14/2017	GSD FY18 Capital Projects	5,000,000	0	0	4,999,735	0	265
General Services	GSR ECC/JJC Ctrs-Plan/ Design	40018	10402018	6/14/2017	GSD FY18 Capital Projects	1,705,426	0	(1,716)	439,878	0	1,265,548
General Services	GSR Public Works Relocation	40018	10403018	6/14/2017	GSD FY18 Capital Projects	794,574	0	0	794,574	0	0
General Services	GSR OFM Fleet Replacement	40021	10400021	3/3/2021	GSD FY21 Cap Projs RS2021-757	10,000,000	0	0	0	0	10,000,000
General Services	GSR Building Opers Major Maint	40021	10401021	3/3/2021	GSD FY21 Cap Projs RS2021-757	8,000,000	12,856	12,856	12,856	249,857	7,737,287
General Services	GSR Sustainability Revolv Innovation Fun	40021	10402021	3/3/2021	GSD FY21 Cap Projs RS2021-757	2,000,000	0	0	0	57,683	1,942,317
General Services	GSR New Fac Planning / Site Eval / Relo	40021	10403021	3/3/2021	GSD FY21 Cap Projs RS2021-757	2,500,000	0	3,600	3,600	0	2,496,400
General Services	GSR Emergency Comm Ctr / OEM Camp	40021	10404021	3/3/2021	GSD FY21 Cap Projs RS2021-757	3,000,000	0	0	0	0	3,000,000
General Services	GSR OFM CP 4% New/Rpl Vehicles	40114	10401114	2/5/2013	GSD FY14B 4% Capital Projects	15,000,000	0	0	14,981,528	0	18,472
General Services	GSR CJC-Develop & Relocation	40118	10401118	11/22/2017	GSD FY18B Capital Projects	17,684,300	0	0	17,684,300	0	0
General Services	GSR Female Housing-CJC Proj	40118	10402118	11/22/2017	GSD FY18B Capital Projects	8,161,000	0	0	8,161,000	0	0
General Services	x-GSRNew POL Hdqtrs-MurfRd Area	40118	10403118	11/22/2017	GSD FY18B Capital Projects	7,032,200	0	173	7,032,200	0	0
General Services	GSR Police Data Center-ITS	40118	10404118	11/22/2017	GSD FY18B Capital Projects	5,223,000	0	0	5,223,000	0	0
General Services	x-GSR FamilyJustCtr-Addtl Floor	40118	10405118	11/22/2017	GSD FY18B Capital Projects	6,964,075	0	0	6,964,075	0	0
General Services	GSR Demo-Jerry Newsome Site	40118	10406118	11/22/2017	GSD FY18B Capital Projects	1,000,000	0	0	1,000,000	0	0
General Services	GSR Relocation Services	40118	10407118	11/22/2017	GSD FY18B Capital Projects	1,550,000	36,614	333,387	1,449,066	27,134	73,800
General Services	GSR CJC Constructn Contingcy	40119	10401119	10/22/2018	GSD FY19B Capital Projects	10,000,000	0	5,243	10,000,000	0	0
General Services	GSR Voting Machine Warehouse	40119	10402119	10/22/2018	GSD FY19B Capital Projects	1,800,000	0	1,968	1,800,000	0	0
General Services	GSR ECC Power Supply Upgrades	40119	10403119	10/22/2018	GSD FY19B Capital Projects	5,000,000	1,932	323,077	3,584,379	471,250	944,371
General Services	GSR PoliceHdqtr/FJC ConstrCont	40119	10404119	10/22/2018	GSD FY19B Capital Projects	17,000,000	0	49,521	16,798,499	0	201,501
General Services	GSR McGruderCtr Renov & Upgrds	40119	10405119	10/22/2018	GSD FY19B Capital Projects	2,200,000	74,980	228,433	246,913	151,754	1,801,333
General Services	GSR OFM Replace Heavy Fleet	40119	10406119	10/22/2018	GSD FY19B Capital Projects	15,000,000	0	2,139,283	14,159,163	0	840,837
General Services	GSR Donelson Library	40119	10407119	10/22/2018	GSD FY19B Capital Projects	15,000,000	14,208	42,645	126,193	1,374,855	13,498,952
General Services	x-HOLD GSR Bldg & ParkingStudie	40202	10402001	6/10/2009	GSD Capital Improvement Plan	200,000	0	0	0	0	200,000
General Services	x-GSR Pasquo Tower Site	40202	10402003	6/10/2009	GSD Capital Improvement Plan	100,000	0	0	0	0	100,000
General Services	GSR Sheriff's Headquarters	40220	10400220	3/18/2020	GSD FY20B Cap Projs RS2020-213	17,200,000	1,311,596	15,645,022	15,645,023	1,541,799	13,178
General Services	GSR CJC Closeout	40220	10402220	3/18/2020	GSD FY20B Cap Projs RS2020-213	5,800,000	1,433	689,979	4,788,575	62,745	948,680
General Services	GSR Fleet Replacement	40220	10403220	3/18/2020	GSD FY20B Cap Projs RS2020-213	3,110,000	286,664	286,664	286,664	0	2,823,336
General Services	GSR Major Maintenance	40220	10404220	3/18/2020	GSD FY20B Cap Projs RS2020-213	1,270,000	163,443	455,790	455,790	99,604	714,606
General Services	GSR POL Murfreesboro Rd Prect	40220	10405220	3/18/2020	GSD FY20B Cap Projs RS2020-213	1,000,000	0	0	0	21,050	978,950
General Services	x-GSR RS 800 MHz Upgrade	40401	10440401	9/27/2010	GSD GSR FY10 SF 800 MHzUpgra	22,547,869	0	0	22,547,869	0	0
General Services	GSR RS Radio Replacements	40402	10440402	6/10/2015	GSD GSR FY16 S/F Capital Projs	8,000,000	0	237,462	7,985,933	0	14,067
General Services	GSR LIB Parking Garage Upgrade	48011	10481011	9/27/2010	USD FY11 Capital Projects Fund	1,200,000	0	0	1,200,000	0	0
	GENERAL SERVICES TOTALS					528,937,653	2,023,025	24,615,971	472,161,236	4,572,487	52,203,930
Historical Commis	x-HIS Nash Cemetery Restr	40009	11401010	6/10/2009	GSD FY10 Capital Projects Fund	255,302	0	0	255,302	0	0
Historical Commis	x-HIS City Cemetery	40202	11402001	6/10/2009	GSD Capital Improvement Plan	100,000	0	0	0	0	100,000
Historical Commis	x-HIS Bellevue's Blue House	40202	11402002	6/10/2009	GSD Capital Improvement Plan	25,000	0	0	0	0	25,000
	HISTORICAL COMMISSION TOTALS					380,302	0	0	255,302	0	125,000

Metropolitan Government of Nashville and Davidson County
Quarterly Financial Updates
Inception through May 2021
General Obligation Capital Projects

Department Description	Business Unit Description	Fund Number	Business Unit/Job Number	Project Approval Date	Fund Description	Budget	Period Actual Amount	YTD Actual	Inception to Date Actual	Encumbrance Amount	Remaining Balance
Info Tech Svc	x-ITS Construction	40009	14401010	6/10/2009	GSD FY10 Capital Projects Fund	4,597,300	0	0	4,597,154	0	146
Info Tech Svc	x-ITS Exchange/Directory Svc	40009	14402010	6/10/2009	GSD FY10 Capital Projects Fund	917,749	0	0	917,745	0	4
Info Tech Svc	x-ITS Disaster Recovery BU Site	40009	14403010	6/10/2009	GSD FY10 Capital Projects Fund	860,000	0	0	858,362	0	1,638
Info Tech Svc	x-ITS Enterprise Services	40009	14404010	6/10/2009	GSD FY10 Capital Projects Fund	1,508,367	0	0	1,008,367	0	500,000
Info Tech Svc	x-ITS Platform Hardware Upgrade	40009	14405010	6/10/2009	GSD FY10 Capital Projects Fund	121,636	0	0	121,636	0	0
Info Tech Svc	x-ITS HOB Data Center	40009	14406010	6/10/2009	GSD FY10 Capital Projects Fund	4,820,760	0	0	4,820,760	0	0
Info Tech Svc	x-ITS Network Replacement	40009	14407010	6/10/2009	GSD FY10 Capital Projects Fund	299,353	0	0	299,353	0	0
Info Tech Svc	x-ITS PBX System	40009	14408010	6/10/2009	GSD FY10 Capital Projects Fund	140,915	0	0	140,848	0	67
Info Tech Svc	x-ITS Enterprise Info Systems	40009	14409010	6/10/2009	GSD FY10 Capital Projects Fund	318,826	0	0	318,826	0	0
Info Tech Svc	x-ITS Network Info Security	40009	14410010	6/10/2009	GSD FY10 Capital Projects Fund	854,716	0	0	852,911	55	1,750
Info Tech Svc	X-ITS Construction	40011	14401011	9/27/2010	GSD FY11 Capital Projects Fund	2,564,568	0	0	2,564,568	0	0
Info Tech Svc	x-ITS End of Life Equipment	40011	14402011	9/27/2010	GSD FY11 Capital Projects Fund	2,031,000	0	0	2,027,307	1,767	1,926
Info Tech Svc	x-ITS EA Microsoft Year 1	40011	14403011	9/27/2010	GSD FY11 Capital Projects Fund	4,495,251	0	0	4,495,251	0	0
Info Tech Svc	x-ITS EBS / E-Proc Improvements	40011	14404011	9/27/2010	GSD FY11 Capital Projects Fund	1,690,000	0	0	1,690,000	0	0
Info Tech Svc	x-ITSNashville Website Redesign	40011	14405011	9/27/2010	GSD FY11 Capital Projects Fund	55,000	0	0	55,000	0	0
Info Tech Svc	X-ITS HIPAA Compliance	40011	14410011	9/27/2010	GSD FY11 Capital Projects Fund	254,180	0	0	254,180	0	0
Info Tech Svc	X-ITS Construction Data/Voice	40013	14401013	6/19/2012	GSD FY13 Capital Projects Fund	1,206,000	0	0	1,206,000	0	0
Info Tech Svc	X-ITS Upgrade EOL SONET Ntwk Inf	40013	14402013	6/19/2012	GSD FY13 Capital Projects Fund	4,626,210	0	0	4,626,210	0	0
Info Tech Svc	x-ITS Storage Area Ntwrk Upgrad	40013	14403013	6/19/2012	GSD FY13 Capital Projects Fund	1,300,000	0	0	1,300,000	0	0
Info Tech Svc	x-ITS Mobile Device Management	40013	14404013	6/19/2012	GSD FY13 Capital Projects Fund	181,198	0	0	179,828	0	1,370
Info Tech Svc	x-ITS Nashville Website Redesig	40013	14405013	6/19/2012	GSD FY13 Capital Projects Fund	120,000	0	0	120,000	0	0
Info Tech Svc	x-ITS Public Wireless Study	40013	14406013	6/19/2012	GSD FY13 Capital Projects Fund	156,000	0	0	156,000	0	0
Info Tech Svc	x-ITS Employee Self Svc Portal	40013	14407013	6/19/2012	GSD FY13 Capital Projects Fund	614,800	0	0	614,800	0	0
Info Tech Svc	x-ITS Library Archives - Tech	40013	14414013	6/19/2012	GSD FY13 Capital Projects Fund	105,792	0	0	105,792	0	0
Info Tech Svc	X-ITS Construction Data/Voice	40014	14401014	6/12/2013	GSD FY14 Capital Projects	1,176,000	0	0	1,176,000	0	0
Info Tech Svc	ITS Upgrade EBS	40014	14402014	6/12/2013	GSD FY14 Capital Projects	7,087,000	0	6,668	7,087,000	0	0
Info Tech Svc	X-ITS Mobile Devices/Ntwk Access	40014	14403014	6/12/2013	GSD FY14 Capital Projects	407,000	0	0	407,000	0	0
Info Tech Svc	x-ITS Phase 3-Nashville gov	40014	14404014	6/12/2013	GSD FY14 Capital Projects	123,400	0	0	123,400	0	0
Info Tech Svc	x-ITS Online Alarm RegMetro Clk	40014	14405014	6/12/2013	GSD FY14 Capital Projects	20,000	0	0	20,000	0	0
Info Tech Svc	x-ITS VPN Solution	40014	14406014	6/12/2013	GSD FY14 Capital Projects	218,000	0	0	218,000	0	0
Info Tech Svc	X-ITS MS ForeFront Identity Mgr	40014	14407014	6/12/2013	GSD FY14 Capital Projects	338,000	0	0	338,000	0	0
Info Tech Svc	X-ITS Public WiFi Internet PubSp	40014	14408014	6/12/2013	GSD FY14 Capital Projects	417,600	0	0	417,600	0	0
Info Tech Svc	x-ITS Lentz - Tech	40014	14411014	6/12/2013	GSD FY14 Capital Projects	137,000	0	0	137,000	0	0
Info Tech Svc	X-ITS Midtown Hills Prec - Tech	40014	14412014	6/12/2013	GSD FY14 Capital Projects	602,945	0	0	602,945	0	0
Info Tech Svc	x-ITS SE Library Center - Tech	40014	14413014	6/12/2013	GSD FY14 Capital Projects	316,055	0	0	315,793	0	262
Info Tech Svc	X-ITS End of Life Telephone Syst	40015	14402015	6/18/2014	GSD FY15 Capital Projects	1,200,000	0	0	1,200,000	0	0
Info Tech Svc	X-ITS End of Life Networks	40015	14403015	6/18/2014	GSD FY15 Capital Projects	1,450,000	0	0	1,450,000	0	0
Info Tech Svc	X-ITS Data & Voice for Projects	40015	14404015	6/18/2014	GSD FY15 Capital Projects	600,000	0	0	600,000	0	0
Info Tech Svc	x-ITS WEBudget Replacement	40015	14405015	6/18/2014	GSD FY15 Capital Projects	1,000,000	0	0	1,000,000	0	0
Info Tech Svc	x-ITS North Nash Infrastructure	40015	14406015	6/18/2014	GSD FY15 Capital Projects	1,900,000	0	0	1,900,000	0	0
Info Tech Svc	x-ITS Fire Station 19	40015	14407015	6/18/2014	GSD FY15 Capital Projects	84,800	0	0	84,800	0	0
Info Tech Svc	X-ITS Fire Station 20	40015	14408015	6/18/2014	GSD FY15 Capital Projects	73,200	0	0	73,200	0	0
Info Tech Svc	ITS End of Life Telephone Syst	40016	14401016	6/10/2015	GSD FY16 Capital Projects	2,200,000	0	0	2,149,758	48,967	1,275
Info Tech Svc	X-ITS Data & Voice for Projects	40016	14402016	6/10/2015	GSD FY16 Capital Projects	993,000	0	0	993,000	0	0
Info Tech Svc	X-ITS Comp Ntwk Monitoring	40016	14403016	6/10/2015	GSD FY16 Capital Projects	807,000	0	0	807,000	0	0
Info Tech Svc	X-ITS FFE Upgrades and Reno HOB	40016	14404016	6/10/2015	GSD FY16 Capital Projects	300,000	0	0	300,000	0	0

Metropolitan Government of Nashville and Davidson County
Quarterly Financial Updates
Inception through May 2021
General Obligation Capital Projects

Department Description	Business Unit Description	Fund Number	Business Unit/Job Number	Project Approval Date	Fund Description	Budget	Period Actual Amount	YTD Actual	Inception to Date Actual	Encumbrance Amount	Remaining Balance
Info Tech Svc	X-ITS NPD Records Buildout	40016	14405016	6/10/2015	GSD FY16 Capital Projects	128,000	0	0	128,000	0	0
Info Tech Svc	x-ITS New CJC Jail	40016	14406016	6/10/2015	GSD FY16 Capital Projects	1,360,000	0	0	1,360,000	0	0
Info Tech Svc	x-ITS POL Data Center Relocation	40016	14407016	6/10/2015	GSD FY16 Capital Projects	2,092,946	0	0	2,092,946	0	0
Info Tech Svc	ITS POL Temporary Relocations	40016	14408016	6/10/2015	GSD FY16 Capital Projects	797,691	0	0	730,307	0	67,384
Info Tech Svc	ITS Communication Tower Repair	40017	14401017	6/22/2016	GSD FY17 Capital Projects	3,000,000	0	4,733	3,000,000	0	0
Info Tech Svc	X-ITS EBS/iProcurement Assessmnt	40017	14402017	6/22/2016	GSD FY17 Capital Projects	615,042	0	0	615,042	0	0
Info Tech Svc	ITS Data & Voice for Projects	40017	14403017	6/22/2016	GSD FY17 Capital Projects	1,400,000	0	7,933	1,383,896	0	16,104
Info Tech Svc	ITS Info Security Mgmt Program	40017	14404017	6/22/2016	GSD FY17 Capital Projects	264,000	0	5,326	214,144	160	49,696
Info Tech Svc	ITS Fiberoptic Cabling Expans	40017	14405017	6/22/2016	GSD FY17 Capital Projects	500,000	6,750	51,444	472,391	27,609	0
Info Tech Svc	X-ITS SAN Upgrade	40017	14406017	6/22/2016	GSD FY17 Capital Projects	282,000	0	0	282,000	0	0
Info Tech Svc	X-ITS Ntwrk Monitor/Troubleshoot	40017	14407017	6/22/2016	GSD FY17 Capital Projects	1,176,000	0	0	1,176,000	0	0
Info Tech Svc	X-ITS Telecomm Tracking System	40017	14408017	6/22/2016	GSD FY17 Capital Projects	570,000	0	0	570,000	0	0
Info Tech Svc	X-ITS Web Traffic SSL Inspection	40017	14409017	6/22/2016	GSD FY17 Capital Projects	282,000	0	0	282,000	0	0
Info Tech Svc	x-ITSHyperion Budget Sys Ph II	40017	14410017	6/22/2016	GSD FY17 Capital Projects	500,000	0	0	500,000	0	0
Info Tech Svc	x-ITS Data Encryption	40017	14411017	6/22/2016	GSD FY17 Capital Projects	225,000	0	0	225,000	0	0
Info Tech Svc	X-ITS Wireless Expansion	40017	14412017	6/22/2016	GSD FY17 Capital Projects	216,000	0	0	216,000	0	0
Info Tech Svc	X-ITS Document Mgmt-Imaging	40017	14413017	6/22/2016	GSD FY17 Capital Projects	105,000	0	0	105,000	0	0
Info Tech Svc	x-ITS Content Mgmt System	40017	14414017	6/22/2016	GSD FY17 Capital Projects	500,000	0	0	500,000	0	0
Info Tech Svc	ITS Enterprise Video Confer'g	40017	14415017	6/22/2016	GSD FY17 Capital Projects	380,000	0	0	376,378	1,291	2,331
Info Tech Svc	ITS 800 MHz Expand / Upgrade	40018	14401018	6/14/2017	GSD FY18 Capital Projects	301,500	0	0	279,733	0	21,767
Info Tech Svc	X-ITS Oracle - Databases & Mware	40018	14402018	6/14/2017	GSD FY18 Capital Projects	3,510,000	0	0	3,510,000	0	0
Info Tech Svc	ITS Misc Tech Projects/Upgrades	40018	14403018	6/14/2017	GSD FY18 Capital Projects	188,500	0	0	179,949	8,551	0
Info Tech Svc	ITS Radio System Upgrade / Maint	40021	14400021	3/3/2021	GSD FY21 Cap Projs RS2021-757	6,500,000	0	0	0	0	6,500,000
Info Tech Svc	ITS Expertise Res - Tech Constructn Proj	40021	14401021	3/3/2021	GSD FY21 Cap Projs RS2021-757	2,700,000	0	1,280	1,280	424,320	2,274,400
Info Tech Svc	ITS POL-FamilyJustCtr-Tech	40118	14401118	11/22/2017	GSD FY18B Capital Projects	458,000	0	0	450,295	3,301	4,404
Info Tech Svc	ITS Expand Private FbrOptCable	40118	14402118	11/22/2017	GSD FY18B Capital Projects	774,000	(954)	283,145	693,360	80,640	0
Info Tech Svc	ITS MS Forefront ID Mgr Sftwr	40118	14403118	11/22/2017	GSD FY18B Capital Projects	720,000	0	0	647,070	0	72,930
Info Tech Svc	ITS Constructn & Tech Projects	40119	14401119	10/22/2018	GSD FY19B Capital Projects	2,100,000	0	17,696	1,985,038	114,962	0
Info Tech Svc	ITS Fiberoptic Cable Network	40119	14402119	10/22/2018	GSD FY19B Capital Projects	1,200,000	6,431	505,727	601,283	40,159	558,558
Info Tech Svc	ITS InfoSecur Mgmt Prg Conslts	40119	14403119	10/22/2018	GSD FY19B Capital Projects	90,000	0	0	38,095	0	51,905
Info Tech Svc	ITS Server & Storage Space	40119	14404119	10/22/2018	GSD FY19B Capital Projects	416,000	0	123,198	411,328	4,672	0
Info Tech Svc	ITS MgmtSecur Info&Event Mgmt	40119	14405119	10/22/2018	GSD FY19B Capital Projects	572,600	0	0	570,213	0	2,387
Info Tech Svc	ITS 800Mhz RadioSyst Exp&Upgrd	40119	14406119	10/22/2018	GSD FY19B Capital Projects	1,918,000	1,099	(848,700)	(360,554)	2,000,063	278,491
Info Tech Svc	x-ITS Disaster Recovery Plans	40202	14402001	6/10/2009	GSD Capital Improvement Plan	1,000,000	0	0	0	0	1,000,000
Info Tech Svc	x-ITS Imaging Proj for MCL	40202	14402002	6/10/2009	GSD Capital Improvement Plan	100,000	0	0	0	0	100,000
Info Tech Svc	ITS Cityworks	48011	14481011	9/27/2010	USD FY11 Capital Projects Fund	194,100	0	0	0	0	194,100
INFO TECHNOLOGY SERVICE TOTALS						92,427,001	13,326	158,450	77,967,589	2,756,516	11,702,896
Finance	x-FIN Enterprise Financial Sys	40009	15401010	6/10/2009	GSD FY10 Capital Projects Fund	2,755,881	0	0	2,755,881	0	0
Finance	x-FIN E Procurement	40009	15402010	6/10/2009	GSD FY10 Capital Projects Fund	408,373	0	0	408,373	0	0
Finance	x-FIN E Budget	40009	15403010	6/10/2009	GSD FY10 Capital Projects Fund	179,666	0	0	179,666	0	0
Finance	FIN Hold for Flood Projects	40011	15403011	9/27/2010	GSD FY11 Capital Projects Fund	500,000	0	0	0	0	500,000
Finance	x-FIN Flood Related Projects	40011	15404011	9/27/2010	GSD FY11 Capital Projects Fund	3,550,000	0	0	3,550,000	0	0
Finance	x-FIN Public Works FloodCapital	40011	15404211	9/27/2010	GSD FY11 Capital Projects Fund	826,526	0	0	826,526	0	0
Finance	x-FIN W&S SW Waterford FloodCap	40011	15404311	9/27/2010	GSD FY11 Capital Projects Fund	412,580	0	0	412,580	0	0
Finance	FIN EBS Replacement	40018	15401018	6/14/2017	GSD FY18 Capital Projects	12,475,000	0	24,818	12,468,595	6,405	0

Metropolitan Government of Nashville and Davidson County
 Quarterly Financial Updates
 Inception through May 2021
 General Obligation Capital Projects

Department Description	Business Unit Description	Fund Number	Business Unit/Job Number	Project Approval Date	Fund Description	Budget	Period Actual Amount	YTD Actual	Inception to Date Actual	Encumbrance Amount	Remaining Balance
Finance	FIN Sys Implementation Support	40018	15402018	6/14/2017	GSD FY18 Capital Projects	600,000	0	0	600,000	0	0
Finance	FIN Sys Impl Support-MNPS	40018	15403018	6/14/2017	GSD FY18 Capital Projects	400,000	0	0	400,000	0	0
Finance	FIN Hyperion / Budget Mgmt System	40021	15400021	3/3/2021	GSD FY21 Cap Projs RS2021-757	2,000,000	30,397	50,256	50,255	368,625	1,581,120
Finance	FIN Participatory Budget Pilot - N Nash Int	40021	15401021	3/3/2021	GSD FY21 Cap Projs RS2021-757	2,000,000	0	0	0	0	2,000,000
Finance	FIN EBS Replacement-R12	40118	15401118	11/22/2017	GSD FY18B Capital Projects	6,000,000	0	0	6,000,000	0	0
Finance	FIN Affordbl Housing Commitmnt	40119	15401119	10/22/2018	GSD FY19B Capital Projects	25,000,000	0	10,516,748	16,269,061	0	8,730,939
Finance	FIN R12 Financial Software	40119	15402119	10/22/2018	GSD FY19B Capital Projects	5,000,000	0	14,093	5,000,000	0	0
Finance	FIN R12 Fincl Softw GG Backfil	40119	15403119	10/22/2018	GSD FY19B Capital Projects	600,000	0	0	600,000	0	0
Finance	FIN R12 FinSoftw MNPS Backfill	40119	15404119	10/22/2018	GSD FY19B Capital Projects	400,000	0	0	400,000	0	0
Finance	FIN R12 Assessment & Phase 2.1	40220	15400220	3/18/2020	GSD FY20B Cap Projs RS2020-213	2,500,000	61,386	1,468,412	2,456,935	44,494	(1,429)
Finance	FIN Emergency Response Fds	40220	15401220	3/18/2020	GSD FY20B Cap Projs RS2020-213	4,000,000	0	0	0	0	4,000,000
Finance	FIN ITS Emergency Response Fds	40220	15402220	3/18/2020	GSD FY20B Cap Projs RS2020-213	1,000,000	0	948,850	948,850	0	51,150
Finance	FIN PAR Tornado Damage Fds	40220	15406220	3/18/2020	GSD FY20B Cap Projs RS2020-213	1,204,000	0	0	0	0	1,204,000
Finance	FIN FAR Tornado Damage Funds	40220	15413220	3/18/2020	GSD FY20B Cap Projs RS2020-213	732,000	0	0	0	0	732,000
Finance	FIN GSR Bldgs Tornado Damage Funds	40220	15414220	3/18/2020	GSD FY20B Cap Projs RS2020-213	6,092,000	0	0	0	0	6,092,000
Finance	FIN POL Tornado Damage Funds	40220	15415220	3/18/2020	GSD FY20B Cap Projs RS2020-213	500,000	0	0	0	0	500,000
Finance	FIN PW Tornado Damage Funds	40220	15417220	3/18/2020	GSD FY20B Cap Projs RS2020-213	3,000,000	0	0	0	0	3,000,000
	FINANCE TOTALS					82,136,026	91,783	13,023,177	53,326,722	419,524	28,389,780
					* Overage due to Encumbrances. Negative Balance will Clear as Actual Payments are Made or Encumbrances are cancelled.						
Circuit Court Clerk	x-CIR Traffic Violation Mgt Sys	40009	23401010	6/10/2009	GSD FY10 Capital Projects Fund	1,931,269	0	0	1,931,269	0	0
	CIRCUIT COURT CLERK TOTALS					1,931,269	0	0	1,931,269	0	0
Juvenile Court	JUV JJC Process Program Mgr	40021	26400021	3/3/2021	GSD FY21 Cap Projs RS2021-757	450,000	0	0	0	0	450,000
Juvenile Court	JUV JJC Port Trailer Addnl Court Area	40021	26401021	3/3/2021	GSD FY21 Cap Projs RS2021-757	750,000	0	0	0	0	750,000
Juvenile Court	x-JUV Transf CFC to Howard Bld	40202	26402001	6/10/2009	GSD Capital Improvement Plan	140,000	0	0	0	0	140,000
	JUVENILE COURT TOTALS					1,340,000	0	0	0	0	1,340,000
Justice Integration	x-JIS OJIES OpenJusInfoExchgSys	40009	29401010	6/10/2009	GSD FY10 Capital Projects Fund	509,854	0	0	509,854	0	0
	JUSTICE INTEGRATION SRVCS TOTALS					509,854	0	0	509,854	0	0
Sheriff	x-SHE CJC Inmate Shower Renov	40009	30401010	6/10/2009	GSD FY10 Capital Projects Fund	396,593	0	0	396,593	0	0
	SHERIFF TOTALS					396,593	0	0	396,593	0	0
Police	x-POL Facility Closeout	40009	31402010	6/10/2009	GSD FY10 Capital Projects Fund	175,380	0	0	175,380	0	0
Police	x-PO Records Mgt Software	40009	31403010	6/10/2009	GSD FY10 Capital Projects Fund	1,489,164	0	0	1,489,164	0	0
Police	x-POL Crime Lab FY10 Carry Fwd	40009	31404010	6/10/2009	GSD FY10 Capital Projects Fund	509,575	0	0	509,575	0	0
Police	x-POL SWAT Bomb Fleet	40009	31405010	6/10/2009	GSD FY10 Capital Projects Fund	24,443	0	0	24,443	0	0
Police	POL TrainingAcademyFacLst	40009	31406010	6/10/2009	GSD FY10 Capital Projects Fund	698,000	0	0	698,000	0	0
Police	x-POL West CF to FY10	40009	31407010	6/10/2009	GSD FY10 Capital Projects Fund	1,696,718	0	0	1,696,718	0	0
Police	x-POL Plan Precincts	40009	31408010	6/10/2009	GSD FY10 Capital Projects Fund	500,000	0	0	500,000	0	0
Police	x-POL Crime Lab FY10	40009	31409010	6/10/2009	GSD FY10 Capital Projects Fund	12,483,212	0	0	12,483,212	0	0

Metropolitan Government of Nashville and Davidson County
 Quarterly Financial Updates
 Inception through May 2021
 General Obligation Capital Projects

Department Description	Business Unit Description	Fund Number	Business Unit/Job Number	Project Approval Date	Fund Description	Budget	Period Actual Amount	YTD Actual	Inception to Date Actual	Encumbrance Amount	Remaining Balance
Police	POL West Precinct FY10	40009	31410010	6/10/2009	GSD FY10 Capital Projects Fund	11,222,060	0	0	11,222,060	0	0
Police	x-POL Midtown Hills Land/Const	40011	31402011	9/27/2010	GSD FY11 Capital Projects Fund	6,748,200	0	0	6,748,200	0	0
Police	x-POL DNA/Crime Lab Equipment	40013	31402013	6/19/2012	GSD FY13 Capital Projects Fund	3,913,899	0	0	3,913,899	0	0
Police	x-POL IT Upgrades	40013	31403013	6/19/2012	GSD FY13 Capital Projects Fund	1,988,253	0	0	1,988,253	0	0
Police	x-POL/GSR DNA/Crime Lab Constr	40013	31404013	6/19/2012	GSD FY13 Capital Projects Fund	4,000,000	0	0	4,000,000	0	0
Police	x-POL Murfreesboro Rd Project	40015	31401015	6/18/2014	GSD FY15 Capital Projects	3,208,934	0	0	3,208,934	0	0
Police	POL South Police Precinct	40016	31401016	6/10/2015	GSD FY16 Capital Projects	10,000,000	0	0	7,517,385	0	2,482,615
Police	POL Family Justice Center	40016	31402016	6/10/2015	GSD FY16 Capital Projects	13,958,559	0	10,410	13,948,510	0	10,049
Police	POL Public Safety Campus-Murf	40016	31403016	6/10/2015	GSD FY16 Capital Projects	655,886	0	9,656	600,154	0	55,732
Police	POL Family Justice Center-ITS	40016	31404016	6/10/2015	GSD FY16 Capital Projects	1,149,841	0	1,773	1,114,824	35,017	0
Police	POL Body/Dash Cameras	40018	31401018	6/14/2017	GSD FY18 Capital Projects	15,000,000	231,982	3,487,505	9,871,226	1,644,339	3,484,435
Police	POL Assess Downtown Precinct	40202	31402001	6/10/2009	GSD Capital Improvement Plan	50,000	0	0	0	0	50,000
Police	POL Southeast Police Precinct (Murf Rd)	40021	31400021	3/3/2021	GSD FY21 Cap Projs RS2021-757	12,000,000	0	0	0	0	12,000,000
Police	POL AFIS Upgrade	40021	31401021	3/3/2021	GSD FY21 Cap Projs RS2021-757	4,000,000	0	0	0	0	4,000,000
Police	POL Crime Lab Instrumentation Upgrades	40021	31402021	3/3/2021	GSD FY21 Cap Projs RS2021-757	3,500,000	0	0	0	0	3,500,000
Police	POL Replace 2 Helicopters	40220	31400220	3/18/2020	GSD FY20B Cap Projs RS2020-213	12,000,000	0	0	0	0	12,000,000
Police	POL Mounted Patrol Barn Plan/Constr	40220	31401220	3/18/2020	GSD FY20B Cap Projs RS2020-213	1,620,000	0	0	0	0	1,620,000
Police	POL Central Police Distr Const	48113	31482113	2/12/2013	USD FY13B Capital Projects	4,000,000	0	0	3,988,108	0	11,892
Police	POL Central Prec IT & Security	48113	31483113	2/12/2013	USD FY13B Capital Projects	523,000	0	0	314,505	0	208,495
	POLICE TOTALS					127,115,124	231,982	3,509,344	86,012,551	1,679,356	39,423,217
Fire	x-FIR Master Plan CF FY10	40009	32403010	6/10/2009	GSD FY10 Capital Projects Fund	10,782,441	0	0	10,782,441	0	0
Fire	x-FIR Training Tower	40009	32404010	6/10/2009	GSD FY10 Capital Projects Fund	700,000	0	0	700,000	0	0
Fire	FIR Master Plan Implementation	40011	32403011	9/27/2010	GSD FY11 Capital Projects Fund	7,500,000	0	0	7,500,000	0	0
Fire	FIR 3800 Charlotte Move	40011	32404011	9/27/2010	GSD FY11 Capital Projects Fund	860,000	0	0	860,000	0	0
Fire	x-FIR Master Plan Implementati	40013	32403013	6/19/2012	GSD FY13 Capital Projects Fund	12,000,000	0	0	12,000,000	0	0
Fire	x-FIR Master Plan Implementatio	40014	32403014	6/12/2013	GSD FY14 Capital Projects	10,000,000	0	0	10,000,000	0	0
Fire	FIR Master Plan Implementation	40015	32401015	6/18/2014	GSD FY15 Capital Projects	9,842,000	250	191,603	9,838,468	2,718	814
Fire	FIR Major Equip/Mini Pumper	40015	32402015	6/18/2014	GSD FY15 Capital Projects	2,000,000	0	0	2,000,000	0	0
Fire	FIR Master Plan Implementation	40016	32401016	6/10/2015	GSD FY16 Capital Projects	10,000,000	1,050	2,756,843	9,947,578	52,421	1
Fire	FIR Fire Station 2 Replacement	40021	32400021	3/3/2021	GSD FY21 Cap Projs RS2021-757	14,000,000	0	0	0	0	14,000,000
Fire	FIR Heavy Apparatus Replacement	40021	32401021	3/3/2021	GSD FY21 Cap Projs RS2021-757	15,000,000	0	0	0	0	15,000,000
Fire	FIR Relocate Firehouse	40202	32402001	6/10/2009	GSD Capital Improvement Plan	50,000	0	0	46,500	0	3,500
Fire	FIR Firefighter Monument	40202	32402002	6/10/2009	GSD Capital Improvement Plan	50,000	0	0	0	0	50,000
Fire	FIR Replace Fire Stations 2 25	40220	32400220	3/18/2020	GSD FY20B Cap Projs RS2020-213	1,250,000	11,960	21,353	21,353	12,530	1,216,117
Fire	FIR USD Station 35	48009	32405010	6/10/2009	USD FY10 Capital Projects Fund	2,000,000	0	0	2,000,000	0	0
Fire	x-FIR USD Equipment	48009	32491010	6/10/2009	USD FY10 Capital Projects Fund	91,386	0	0	91,386	0	0
	FIRE TOTALS					96,125,827	13,260	2,969,799	65,787,726	67,669	30,270,432
Codes Administration	COD Tech for KIVA Syst Upgrade	40013	33401013	6/19/2012	GSD FY13 Capital Projects Fund	4,711,397	0	0	4,170,219	134,325	406,853
	CODES ADMINISTRATION TOTALS					4,711,397	0	0	4,170,219	134,325	406,853
Health	x-HEA East Clinic Mech HVAC	40009	38401010	6/10/2009	GSD FY10 Capital Projects Fund	125,886	0	0	125,886	0	0
Health	x-HEA Lentz Public Health Ctr	40113	38401113	2/12/2013	GSD FY13B Capital Projects	29,533,841	0	0	29,533,841	0	0

Metropolitan Government of Nashville and Davidson County
 Quarterly Financial Updates
 Inception through May 2021
 General Obligation Capital Projects

Department Description	Business Unit Description	Fund Number	Business Unit/Job Number	Project Approval Date	Fund Description	Budget	Period Actual Amount	YTD Actual	Inception to Date Actual	Encumbrance Amount	Remaining Balance
Health	HEA Replace Woodbine Clinic Planning	40220	38400220	3/18/2020	GSD FY20B Cap Projs RS2020-21	1,000,000	0	0	0	0	1,000,000
	HEALTH TOTALS					30,659,727	0	0	29,659,727	0	1,000,000
Public Library	x-LIB Goodlettsville Librar	40009	39401010	6/10/2009	GSD FY10 Capital Projects Fund	5,242,874	0	0	5,242,874	0	0
Public Library	x-LIB Bellevue Lib PlanningLand	40011	39401011	9/27/2010	GSD FY11 Capital Projects Fund	1,081,683	0	0	1,081,683	0	0
Public Library	LIB Bellevue Lib Constr/Equip	40013	39401013	6/19/2012	GSD FY13 Capital Projects Fund	8,932,124	0	0	8,928,733	0	3,392
Public Library	x-LIB Archive Planning	40013	39401113	6/19/2012	GSD FY13 Capital Projects Fund	500,000	0	0	500,000	0	0
Public Library	LIB Archive Renov Main Library	40013	39401213	6/19/2012	GSD FY13 Capital Projects Fund	1,939,867	0	0	1,939,862	0	5
Public Library	x-LIB Miscellaneous Maintenance	40014	39401014	6/12/2013	GSD FY14 Capital Projects	3,999,736	0	0	3,999,736	0	0
Public Library	x-LIB Limitless Library MS	40014	39402014	6/12/2013	GSD FY14 Capital Projects	1,000,000	0	0	1,000,000	0	0
Public Library	x-LIB Miscellaneous Maintenance	40015	39401015	6/18/2014	GSD FY15 Capital Projects	4,421,717	0	0	4,421,717	0	0
Public Library	LIB Limitless Library Upgrade	40015	39402015	6/18/2014	GSD FY15 Capital Projects	1,000,000	0	0	1,000,000	0	0
Public Library	x-LIB Miscellaneous Maintenance	40016	39401016	6/10/2015	GSD FY16 Capital Projects	1,992,061	0	0	1,992,061	0	0
Public Library	LIB Limitless Library Upgrade	40016	39402016	6/10/2015	GSD FY16 Capital Projects	1,000,000	0	0	1,000,000	0	0
Public Library	LIB Maintenance	40017	39401017	6/22/2016	GSD FY17 Capital Projects	4,000,000	0	0	3,851,083	3,743	145,174
Public Library	LIB New Donelson Library	40017	39402017	6/22/2016	GSD FY17 Capital Projects	5,838,000	0	158,636	4,917,338	0	920,662
Public Library	LIB New Donelson Library-ITS	40017	39442017	6/22/2016	GSD FY17 Capital Projects	162,000	0	0	0	0	162,000
Public Library	LIB Planning - Hadley Park	40018	39401018	6/14/2017	GSD FY18 Capital Projects	500,000	0	0	16,436	28,564	455,000
Public Library	LIB General Maintenance	40021	39400021	3/3/2021	GSD FY21 Cap Projs RS2021-757	1,700,000	0	0	0	0	1,700,000
Public Library	LIB Facilities Master Plan	40118	39401118	11/22/2017	GSD FY18B Capital Projects	2,000,000	0	0	1,806,765	0	193,235
Public Library	LIB Richland Park Branch Plan	40119	39401119	10/22/2018	GSD FY19B Capital Projects	200,000	0	0	29,581	25,119	145,300
Public Library	LIB Library Main Renovations	40119	39402119	10/22/2018	GSD FY19B Capital Projects	500,000	0	45,675	499,951	2,199	(2,150)
	PUBLIC LIBRARY TOTALS					46,010,062	0	204,311	42,227,820	59,624	3,722,618
					* Overage due to Encumbrances. Negative Balance will Clear as Actual Payments are Made or Encumbrances are cancelled.						
Parks	x-PAR General Park Improvement	40009	40402010	6/10/2009	GSD FY10 Capital Projects Fund	151,000	0	0	145,366	0	5,634
Parks	x-PAR Greenway Downtown	40009	40403010	6/10/2009	GSD FY10 Capital Projects Fund	379,327	0	0	379,327	0	0
Parks	PAR Greenway Harpeth	40009	40404010	6/10/2009	GSD FY10 Capital Projects Fund	600,702	0	679	600,702	0	0
Parks	x-PAR Greenway Open Space	40009	40405010	6/10/2009	GSD FY10 Capital Projects Fund	125,000	0	0	125,000	0	0
Parks	x-PAR Greenway Opry Mills	40009	40406010	6/10/2009	GSD FY10 Capital Projects Fund	250,000	0	0	250,000	0	0
Parks	PAR Greenway Mill Creek	40009	40407010	6/10/2009	GSD FY10 Capital Projects Fund	449,000	0	2,009	446,313	0	2,687
Parks	x-PAR Greenway Richland	40009	40408010	6/10/2009	GSD FY10 Capital Projects Fund	527,000	0	0	527,000	0	0
Parks	x-PAR Harpeth Soccer	40009	40409010	6/10/2009	GSD FY10 Capital Projects Fund	85,000	0	0	85,000	0	0
Parks	x-PAR Joelton Grant Match	40009	40410010	6/10/2009	GSD FY10 Capital Projects Fund	500,000	0	0	500,000	0	0
Parks	PAR Land Acq Antioch	40009	40411010	6/10/2009	GSD FY10 Capital Projects Fund	650,000	0	0	402,380	247,620	0
Parks	x-PAR Land Acq Heartland Mill	40009	40412010	6/10/2009	GSD FY10 Capital Projects Fund	252,990	0	0	252,990	0	0
Parks	x-PAR Land Acq Warner	40009	40413010	6/10/2009	GSD FY10 Capital Projects Fund	1,500,000	0	0	1,500,000	0	0
Parks	x-PAR McCabe Center	40009	40414010	6/10/2009	GSD FY10 Capital Projects Fund	4,099,565	0	0	4,099,565	0	0
Parks	x-PAR Warner Youth Sports Field	40009	40417010	6/10/2009	GSD FY10 Capital Projects Fund	400,000	0	0	400,000	0	0
Parks	PAR Plan SE with Health	40009	40419010	6/10/2009	GSD FY10 Capital Projects Fund	500,000	0	0	500,000	0	0
Parks	x-PAR New Sevier Community Ctr	40011	40402011	9/27/2010	GSD FY11 Capital Projects Fund	3,998,167	0	0	3,998,167	0	0
Parks	x-PAR Greenway Projects	40011	40403011	9/27/2010	GSD FY11 Capital Projects Fund	3,250,000	0	0	3,249,995	0	5
Parks	x-PAR Open Space Revolving Fund	40011	40405011	9/27/2010	GSD FY11 Capital Projects Fund	5,000,000	0	0	5,000,000	0	0
Parks	x-PAR Centennial Prk MasterPlan	40011	40406011	9/27/2010	GSD FY11 Capital Projects Fund	499,713	0	0	499,713	0	0
Parks	x-PAR Two Rivers Mansion Reno	40011	40407011	9/27/2010	GSD FY11 Capital Projects Fund	750,000	0	0	750,000	0	0

Metropolitan Government of Nashville and Davidson County
 Quarterly Financial Updates
 Inception through May 2021
 General Obligation Capital Projects

Department Description	Business Unit Description	Fund Number	Business Unit/Job Number	Project Approval Date	Fund Description	Budget	Period Actual Amount	YTD Actual	Inception to Date Actual	Encumbrance Amount	Remaining Balance
Parks	x-PAR Sportsplex Renovations	40011	40408011	9/27/2010	GSD FY11 Capital Projects Fund	1,999,997	0	0	1,999,997	0	0
Parks	x-PAR Fairgrounds Park Plan/Dev	40011	40409011	9/27/2010	GSD FY11 Capital Projects Fund	2,000,000	0	0	2,000,000	0	0
Parks	x-PAR Joelton Park Improvements	40011	40410011	9/27/2010	GSD FY11 Capital Projects Fund	250,000	0	0	250,000	0	0
Parks	x-PAR Warner Park Local Match	40011	40413011	9/27/2010	GSD FY11 Capital Projects Fund	308,658	0	0	308,658	0	0
Parks	x-PAR Shelby Park Master Plan	40011	40414011	9/27/2010	GSD FY11 Capital Projects Fund	993,959	0	0	993,959	0	0
Parks	x-PAR North Nashville Greenway	40011	40415011	9/27/2010	GSD FY11 Capital Projects Fund	1,601,800	0	0	1,601,800	0	0
Parks	PAR Greenway Projects	40013	40401013	6/19/2012	GSD FY13 Capital Projects Fund	3,915,866	0	0	3,915,866	0	0
Parks	x-PAR Two Rivers	40013	40402013	6/19/2012	GSD FY13 Capital Projects Fund	500,000	0	0	500,000	0	0
Parks	x-PAR Centennial Prk MasterPlan	40013	40403013	6/19/2012	GSD FY13 Capital Projects Fund	2,000,000	0	0	2,000,000	0	0
Parks	x-PAR Shelby Park Master Plan	40013	40404013	6/19/2012	GSD FY13 Capital Projects Fund	2,484,813	0	0	2,484,813	0	0
Parks	x-PAR Mountain Bike	40013	40405013	6/19/2012	GSD FY13 Capital Projects Fund	969,087	0	0	969,087	0	0
Parks	x-PAR Centennial Sportsplex	40013	40406013	6/19/2012	GSD FY13 Capital Projects Fund	1,039,294	0	0	1,039,294	0	0
Parks	x-PAR Ft Nashborough	40013	40407013	6/19/2012	GSD FY13 Capital Projects Fund	993,244	0	0	993,244	0	0
Parks	PAR Dog Parks	40013	40408013	6/19/2012	GSD FY13 Capital Projects Fund	1,000,000	0	32,362	974,162	463	25,375
Parks	PAR Deferred Maintenance	40013	40409013	6/19/2012	GSD FY13 Capital Projects Fund	5,757,551	0	0	5,755,232	0	2,319
Parks	PAR Open Space Riverfront Devl	40013	40410013	6/19/2012	GSD FY13 Capital Projects Fund	15,000,000	0	119,553	14,868,585	0	131,415
Parks	x-PAR North Nashville Greenway	40013	40411013	6/19/2012	GSD FY13 Capital Projects Fund	2,013,655	0	0	2,013,655	0	0
Parks	x-PAR Greenway Projects	40014	40401014	6/12/2013	GSD FY14 Capital Projects	2,962,901	0	0	2,962,901	0	0
Parks	PAR Centennial Prk Master Plan	40014	40403014	6/12/2013	GSD FY14 Capital Projects	1,500,000	1,000	3,407	1,462,446	26,291	11,263
Parks	PAR Shelby Park Master Plan	40014	40404014	6/12/2013	GSD FY14 Capital Projects	2,160,000	10,120	718,749	1,342,489	0	817,511
Parks	x-PAR Centennial Sportsplex	40014	40406014	6/12/2013	GSD FY14 Capital Projects	1,000,000	0	0	1,000,000	0	0
Parks	PAR Deferred Maintenance	40014	40409014	6/12/2013	GSD FY14 Capital Projects	9,000,000	20,658	95,785	8,878,542	103,961	17,497
Parks	x-PAR Open Space Riverfront Dev	40014	40410014	6/12/2013	GSD FY14 Capital Projects	24,500,000	0	0	24,500,000	0	0
Parks	x-PAR Nashville Zoo	40014	40411014	6/12/2013	GSD FY14 Capital Projects	5,000,000	0	0	5,000,000	0	0
Parks	x-PAR First Ave / Riverfront	40014	40420014	6/12/2013	GSD FY14 Capital Projects	500,000	0	0	500,000	0	0
Parks	PAR Greenway Projects	40015	40401015	6/18/2014	GSD FY15 Capital Projects	3,000,000	0	5,961	2,993,377	2,288	4,335
Parks	PAR Warner Park Master Plan	40015	40402015	6/18/2014	GSD FY15 Capital Projects	5,000,000	0	14,500	4,946,183	0	53,817
Parks	PAR CentennialPark Master Plan	40015	40403015	6/18/2014	GSD FY15 Capital Projects	4,000,000	0	0	4,000,000	0	0
Parks	PAR Open Space	40015	40404015	6/18/2014	GSD FY15 Capital Projects	1,700,000	0	0	1,413,451	0	286,549
Parks	PAR Stones River/Ravenwood	40015	40405015	6/18/2014	GSD FY15 Capital Projects	2,500,000	(12,154)	22,585	2,397,249	29,934	72,817
Parks	PAR Deferred Maintenance	40015	40406015	6/18/2014	GSD FY15 Capital Projects	8,000,000	9,950	56,757	6,984,304	24,006	991,690
Parks	x-PAR Master Plan Update	40015	40407015	6/18/2014	GSD FY15 Capital Projects	468,050	0	0	468,050	0	0
Parks	PAR Madison/SE Community Ctr	40015	40408015	6/18/2014	GSD FY15 Capital Projects	1,000,000	0	0	996,387	0	3,613
Parks	x-PAR Nashville Zoo	40015	40409015	6/18/2014	GSD FY15 Capital Projects	10,000,000	0	0	10,000,000	0	0
Parks	PAR Greenway Projects	40016	40401016	6/10/2015	GSD FY16 Capital Projects	5,000,000	0	0	3,922,290	2,677	1,075,033
Parks	PAR Open Space	40016	40402016	6/10/2015	GSD FY16 Capital Projects	18,000,000	0	0	15,807,127	282,710	1,910,164
Parks	PAR Maintenance	40016	40403016	6/10/2015	GSD FY16 Capital Projects	5,000,000	0	12,392	4,882,884	33,341	83,775
Parks	PAR Madison Community Ctr	40016	40404016	6/10/2015	GSD FY16 Capital Projects	9,000,000	0	245,580	8,958,316	3,491	38,193
Parks	PAR Southeast Community Ctr	40016	40405016	6/10/2015	GSD FY16 Capital Projects	3,000,000	0	2,455	2,998,851	0	1,149
Parks	PAR Hadley Tennis Ctr	40016	40406016	6/10/2015	GSD FY16 Capital Projects	1,000,000	0	0	1,000,000	0	0
Parks	PAR Una Antioch	40016	40407016	6/10/2015	GSD FY16 Capital Projects	1,000,000	0	0	1,000,000	0	0
Parks	PAR Nashville Zoo	40016	40408016	6/10/2015	GSD FY16 Capital Projects	10,000,000	0	86,838	9,699,667	0	300,333
Parks	PAR Greenways	40017	40401017	6/22/2016	GSD FY17 Capital Projects	5,000,000	(993)	9,790	3,229,916	245,165	1,524,919
Parks	PAR Smith Springs Commty Ctr	40017	40402017	6/22/2016	GSD FY17 Capital Projects	7,000,000	0	0	7,000,000	0	0
Parks	PAR Centennial Park	40017	40403017	6/22/2016	GSD FY17 Capital Projects	5,000,000	(5,863)	191,390	3,592,237	145,282	1,262,481
Parks	PAR Land Acquisition	40017	40404017	6/22/2016	GSD FY17 Capital Projects	5,000,000	0	0	4,043,381	1,450	955,169
Parks	PAR Soccer Fields	40017	40405017	6/22/2016	GSD FY17 Capital Projects	3,000,000	0	44,735	2,884,012	16,584	99,404

Metropolitan Government of Nashville and Davidson County
Quarterly Financial Updates
Inception through May 2021
General Obligation Capital Projects

Department Description	Business Unit Description	Fund Number	Business Unit/Job Number	Project Approval Date	Fund Description	Budget	Period Actual Amount	YTD Actual	Inception to Date Actual	Encumbrance Amount	Remaining Balance
Parks	PAR Maintenance/Small Park Imp	40017	40406017	6/22/2016	GSD FY17 Capital Projects	10,000,000	13,248	(14,516)	7,916,357	285,229	1,798,414
Parks	PAR SoccerFields/Greenways-BFC	40017	40415017	6/22/2016	GSD FY17 Capital Projects	3,000,000	0	0	3,000,000	0	0
Parks	PAR Hadley Tennis Bubble	40018	40401018	6/14/2017	GSD FY18 Capital Projects	1,300,000	0	37	1,300,000	37	(37)
Parks	PAR Antioch Commty Ctr Renovat	40018	40402018	6/14/2017	GSD FY18 Capital Projects	700,000	0	50,011	700,000	0	0
Parks	PAR Fairground Soccer Greenway	40018	40403018	6/14/2017	GSD FY18 Capital Projects	3,000,000	0	(87)	3,000,000	0	0
Parks	PAR Plan/Design Projects	40018	40404018	6/14/2017	GSD FY18 Capital Projects	1,000,000	0	20,994	677,540	17,002	305,458
Parks	PAR Bellevue Community Ctr	40018	40405018	6/14/2017	GSD FY18 Capital Projects	10,800,000	0	1,707	10,800,000	0	0
Parks	PAR Bldgs - Repair / Replace Mechanical	40021	40400021	3/3/2021	GSD FY21 Cap Projs RS2021-757	2,000,000	0	0	0	0	2,000,000
Parks	PAR Shelby Park Bridge Repair Lake Sev	40021	40401021	3/3/2021	GSD FY21 Cap Projs RS2021-757	350,000	0	0	0	0	350,000
Parks	PAR Ascend Amphitheater - Elec Work	40021	40402021	3/3/2021	GSD FY21 Cap Projs RS2021-757	1,200,000	0	0	0	0	1,200,000
Parks	PAR Park Lighting	40021	40403021	3/3/2021	GSD FY21 Cap Projs RS2021-757	1,000,000	0	0	0	0	1,000,000
Parks	PAR Playground Systemwide	40021	40404021	3/3/2021	GSD FY21 Cap Projs RS2021-757	1,000,000	0	0	0	0	1,000,000
Parks	PAR HVAC Park Facilities	40021	40405021	3/3/2021	GSD FY21 Cap Projs RS2021-757	150,000	0	0	0	0	150,000
Parks	PAR Warner Fence Replacement	40021	40406021	3/3/2021	GSD FY21 Cap Projs RS2021-757	85,000	0	0	0	0	85,000
Parks	PAR Greenway Bridge Repairs	40021	40407021	3/3/2021	GSD FY21 Cap Projs RS2021-757	100,000	0	0	0	0	100,000
Parks	PAR Antioch Greenway	40021	40408021	3/3/2021	GSD FY21 Cap Projs RS2021-757	85,000	0	0	0	0	85,000
Parks	PAR Fort Negley Repairs	40021	40409021	3/3/2021	GSD FY21 Cap Projs RS2021-757	1,000,000	0	0	0	0	1,000,000
Parks	PAR Greenway Charlotte Corridor	40021	40411021	3/3/2021	GSD FY21 Cap Projs RS2021-757	9,520,000	0	0	0	0	9,520,000
Parks	PAR EAB Park Tree Inventory	40021	40412021	3/3/2021	GSD FY21 Cap Projs RS2021-757	750,000	0	0	0	56,600	693,400
Parks	PAR Bells Bend Property	40021	40413021	3/3/2021	GSD FY21 Cap Projs RS2021-757	2,000,000	0	0	0	0	2,000,000
Parks	PAR Clinton Fisk Park Improvement	40021	40414021	3/3/2021	GSD FY21 Cap Projs RS2021-757	750,000	0	0	0	0	750,000
Parks	PAR Old Hickory Commty Ctr Playground	40021	40415021	3/3/2021	GSD FY21 Cap Projs RS2021-757	3,400,000	0	0	0	0	3,400,000
Parks	PAR Fair Park - Phase II	40021	40416021	3/3/2021	GSD FY21 Cap Projs RS2021-757	7,000,000	0	0	0	0	7,000,000
Parks	x-PAR Open Space/Riverfront Dev	40113	40410113	2/12/2013	GSD FY13B Capital Projects	4,991,522	0	0	4,991,522	0	0
Parks	PAR Paving/Maintenance	40113	40420113	2/12/2013	GSD FY13B Capital Projects	2,500,000	0	0	2,057,009	250,000	192,991
Parks	PAR Capital View Park Dev	40118	40401118	11/22/2017	GSD FY18B Capital Projects	2,500,000	0	0	2,500,000	0	0
Parks	PAR Centennial Park Master Pl	40118	40402118	11/22/2017	GSD FY18B Capital Projects	5,000,000	950,139	4,479,619	4,479,619	520,381	0
Parks	PAR Bellevue CommCtr & IceRink	40118	40403118	11/22/2017	GSD FY18B Capital Projects	18,000,000	0	3,171	18,000,000	0	0
Parks	PAR General Maint County Wide	40118	40404118	11/22/2017	GSD FY18B Capital Projects	2,000,000	191	20,226	1,621,739	71,085	307,176
Parks	PAR Greenways	40118	40405118	11/22/2017	GSD FY18B Capital Projects	2,000,000	0	30,933	32,558	0	1,967,442
Parks	PAR Deferred Maint	40119	40401119	10/22/2018	GSD FY19B Capital Projects	8,000,000	69,496	542,160	2,278,127	639,811	5,082,062
Parks	PAR Greenways	40119	40402119	10/22/2018	GSD FY19B Capital Projects	10,000,000	0	0	1,764,644	0	8,235,356
Parks	PAR Mill Ridge Park Phase 1A	40119	40403119	10/22/2018	GSD FY19B Capital Projects	12,000,000	(3,675)	737,743	1,415,564	9,107,017	1,477,419
Parks	PAR Ravenwood Park Phase 1A	40119	40404119	10/22/2018	GSD FY19B Capital Projects	12,000,000	9,531	9,531	849,237	7,652,947	3,497,816
Parks	x-PAR Tennis Court Repairs	40202	40402001	6/10/2009	GSD Capital Improvement Plan	300,000	0	0	0	0	300,000
Parks	x-PAR Swimming Pool Systems	40202	40402002	6/10/2009	GSD Capital Improvement Plan	200,000	0	0	0	0	200,000
Parks	x-PAR Hamilton Creek Marina	40202	40402003	6/10/2009	GSD Capital Improvement Plan	25,000	0	0	0	0	25,000
Parks	x-PAR FMD Park Lilyb's Garden	40202	40402004	6/10/2009	GSD Capital Improvement Plan	110,000	0	0	0	0	110,000
Parks	PAR Davidson St Along Cumberland Rive	40220	40401220	3/18/2020	GSD FY20B Cap Projs RS2020-213	2,900,000	0	0	0	0	2,900,000
Parks	PAR Sevier Mansion/Related Buildings	40220	40402220	3/18/2020	GSD FY20B Cap Projs RS2020-213	4,800,000	0	7,778	7,778	249,547	4,542,675
Parks	x-PAR W Riverfront MDHA Grant	41440	40400077	12/1/2013	Parks W Riverfront MDHA Grant	7,600,000	0	0	7,434,073	0	165,927
Parks	x-PAR USD Riverfront Phase 2	48009	40482010	6/10/2009	USD FY10 Capital Projects Fund	5,668,687	0	0	5,668,687	0	0
PARKS TOTALS						386,871,548	1,061,648	7,554,833	295,738,385	20,014,920	71,118,243
* Overage due to Encumbrances. Negative Balance will Clear as Actual Payments are Made or Encumbrances are cancelled.											
Arts Commission	ART Public Art	40009	41401010	6/10/2009	GSD FY10 Capital Projects Fund	8,196,250	0	5,770	8,196,250	33	(33)

Metropolitan Government of Nashville and Davidson County
 Quarterly Financial Updates
 Inception through May 2021
 General Obligation Capital Projects

Department Description	Business Unit Description	Fund Number	Business Unit/Job Number	Project Approval Date	Fund Description	Budget	Period Actual Amount	YTD Actual	Inception to Date Actual	Encumbrance Amount	Remaining Balance
Arts Commission	ART Percent for the Arts	40014	41404114	6/12/2013	GSD FY14 Capital Projects	360,000	(5,050)	91,866	368,275	61,069	(69,344) **
Arts Commission	ART Percent for the Arts	40015	41404115	6/18/2014	GSD FY15 Capital Projects	141,066	2,869	121,962	121,963	24,255	(5,152) *
Arts Commission	ART Percent for the Arts	40016	41404116	6/10/2015	GSD FY16 Capital Projects	848,934	14,309	264,850	264,850	0	584,084
Arts Commission	ART Percent for the Arts	40017	41404117	6/22/2016	GSD FY17 Capital Projects	835,000	0	0	0	0	835,000
Arts Commission	ART Percent for the Arts	40018	41404018	6/14/2017	GSD FY18 Capital Projects	433,000	0	0	0	0	433,000
Arts Commission	ART Percent for the Arts	40118	41404118	11/22/2017	GSD FY18B Capital Projects	721,300	0	0	0	0	721,300
Arts Commission	ART Percent for the Arts	40119	41404119	3/3/2021	GSD FY21 Cap Projs RS2021-757	1,412,000	0	0	0	0	1,412,000
Arts Commission	ART Percent for the Arts	40220	41404220	3/3/2021	GSD FY21 Cap Projs RS2021-757	326,700	0	0	0	0	326,700
Arts Commission	ART Percent for the Arts	45014	41454114	6/12/2013	MNPS FY14 Capital Projects	455,800	0	0	0	0	455,800
Arts Commission	ART Percent for the Arts	45015	41454115	6/18/2014	MNPS FY15 Capital Projects	540,000	0	0	0	0	540,000
Arts Commission	ART Percent for the Arts	45016	41454116	6/10/2015	MNPS FY16 Capital Projects	123,000	0	0	0	0	123,000
Arts Commission	ART Percent for the Arts	45017	41454117	6/22/2016	MNPS FY17 Capital Projects	1,324,100	0	0	0	0	1,324,100
Arts Commission	ART Percent for the Arts	45018	41454018	6/14/2017	MNPS FY18 Capital Projects	672,000	0	0	0	0	672,000
Arts Commission	ART Percent for the Arts	45119	41454119	3/3/2021	GSD FY21 Cap Projs RS2021-757	100,000	0	0	0	0	100,000
Arts Commission	ART Percent for the Arts	45220	41454220	3/3/2021	GSD FY21 Cap Projs RS2021-757	252,600	0	0	0	0	252,600
	ARTS COMMISSION TOTALS					16,741,750	12,128	484,448	8,951,338	85,357	7,705,055
					* Overage due to Encumbrances. Negative Balance will Clear as Actual Payments are Made or Encumbrances are cancelled.						
					** Overage due to Mis-Applied Payment and is in the Process of Being Corrected.						
Public Works	PW Bridges GSD	40009	42402010	6/10/2009	GSD FY10 Capital Projects Fund	5,372,310	0	0	5,372,310	0	0
Public Works	PW Information Systems GSD	40009	42404010	6/10/2009	GSD FY10 Capital Projects Fund	1,467,229	34,743	114,742	1,403,611	63,618	0
Public Works	x-PW Paving GSD	40009	42405010	6/10/2009	GSD FY10 Capital Projects Fund	9,645,038	0	0	9,645,038	0	0
Public Works	PW Roadway Projects GSD	40009	42407010	6/10/2009	GSD FY10 Capital Projects Fund	5,694,972	9,107	9,107	5,690,401	0	4,571
Public Works	PW Sidewalks GSD	40009	42409010	6/10/2009	GSD FY10 Capital Projects Fund	2,976,945	0	0	2,976,945	0	0
Public Works	x-PW Traffic GSD	40009	42412010	6/10/2009	GSD FY10 Capital Projects Fund	1,094,871	0	0	1,094,871	0	0
Public Works	x-PW GSD First Ave / Riverfront	40009	42490009	6/10/2009	GSD FY10 Capital Projects Fund	60,646	0	0	60,646	0	0
Public Works	PW Bridges GSD	40011	42402011	9/27/2010	GSD FY11 Capital Projects Fund	4,000,000	0	0	4,000,000	0	0
Public Works	PW Paving/Resurfacing GSD	40011	42405011	9/27/2010	GSD FY11 Capital Projects Fund	7,000,000	0	0	7,000,000	0	0
Public Works	PW Bikeways GSD	40011	42407011	9/27/2010	GSD FY11 Capital Projects Fund	2,500,000	0	0	2,497,712	2,288	0
Public Works	x-PW Sidewalks GSD	40011	42409011	9/27/2010	GSD FY11 Capital Projects Fund	7,500,000	0	0	7,500,000	0	0
Public Works	PW 28th/31st Ave Conn GSD	40011	42416011	9/27/2010	GSD FY11 Capital Projects Fund	15,085,752	0	7,731	15,084,322	1,430	0
Public Works	PW Traffic Signals/Equip GSD	40011	42418011	9/27/2010	GSD FY11 Capital Projects Fund	2,500,000	0	0	2,500,000	0	0
Public Works	x-PW Solid Waste Fac/Equip GSD	40011	42419011	9/27/2010	GSD FY11 Capital Projects Fund	472,274	0	0	472,274	0	0
Public Works	PW Sidewalks GSD	40013	42401013	6/19/2012	GSD FY13 Capital Projects Fund	12,000,000	0	1,028	11,653,029	134,015	212,956
Public Works	PW Paving/Resurfacing GSD	40013	42402013	6/19/2012	GSD FY13 Capital Projects Fund	20,000,000	0	0	19,581,427	0	418,573
Public Works	PW Bikeways GSD	40013	42403013	6/19/2012	GSD FY13 Capital Projects Fund	2,999,867	(31,724)	(31,351)	2,715,816	273,692	10,359
Public Works	PW Bridges GSD	40013	42404013	6/19/2012	GSD FY13 Capital Projects Fund	4,747,328	0	0	4,731,351	0	15,978
Public Works	PW Corridor Redevelopment GSD	40013	42405013	6/19/2012	GSD FY13 Capital Projects Fund	7,500,000	0	0	7,468,228	10,970	20,802
Public Works	PW Road Projects GSD	40013	42406013	6/19/2012	GSD FY13 Capital Projects Fund	10,000,000	(17,025)	94,119	9,676,752	197,782	125,466
Public Works	PW Signalization GSD	40013	42407013	6/19/2012	GSD FY13 Capital Projects Fund	4,749,421	0	0	4,749,421	0	0
Public Works	PW Sidewalks GSD	40014	42401014	6/12/2013	GSD FY14 Capital Projects	8,000,000	0	41,300	7,824,605	11,749	163,646
Public Works	PW Paving/Resurfacing GSD	40014	42402014	6/12/2013	GSD FY14 Capital Projects	20,000,000	109,205	297,847	19,804,554	192,003	3,443
Public Works	PW Bikeways GSD	40014	42403014	6/12/2013	GSD FY14 Capital Projects	2,000,000	1,500	11,409	1,872,742	120,642	6,616
Public Works	PW Bridges GSD	40014	42404014	6/12/2013	GSD FY14 Capital Projects	1,050,000	0	0	47,715	0	1,002,285
Public Works	PW Road Projects GSD	40014	42406014	6/12/2013	GSD FY14 Capital Projects	25,000,000	0	0	24,821,975	0	178,025
Public Works	PW Signalization GSD	40014	42407014	6/12/2013	GSD FY14 Capital Projects	2,000,000	0	0	1,993,628	0	6,372

Metropolitan Government of Nashville and Davidson County
Quarterly Financial Updates
Inception through May 2021
General Obligation Capital Projects

Department Description	Business Unit Description	Fund Number	Business Unit/Job Number	Project Approval Date	Fund Description	Budget	Period Actual Amount	YTD Actual	Inception to Date Actual	Encumbrance Amount	Remaining Balance
Public Works	PW Bridges/Colverts-Redirected	40014	42411014	6/12/2013	GSD FY14 Capital Projects	13,630,000	1,008,075	5,725,697	10,264,346	4,068,441	(702,787) *
Public Works	PW Bikeways-Redirect	40014	42413014	6/12/2013	GSD FY14 Capital Projects	750,000	0	0	0	0	750,000
Public Works	PW Emergency Roadway Work-Redirect	40014	42414014	6/12/2013	GSD FY14 Capital Projects	410,000	0	55,680	55,680	344,320	10,000
Public Works	PW Traffic Calming-Redirect	40014	42415014	6/12/2013	GSD FY14 Capital Projects	1,500,000	0	61,350	61,350	0	1,438,650
Public Works	PW Sidewalks GSD	40015	42401015	6/18/2014	GSD FY15 Capital Projects	17,000,000	0	(31,366)	16,753,419	572,463	(325,882) *
Public Works	PW Paving/Resurfacing GSD	40015	42402015	6/18/2014	GSD FY15 Capital Projects	30,000,000	0	(80,601)	29,010,481	5,701	983,818
Public Works	PW Traffic/Signal Controls GSD	40015	42403015	6/18/2014	GSD FY15 Capital Projects	8,000,000	155,000	349,485	7,865,395	133,184	1,421
Public Works	PW Bridges GSD	40015	42404015	6/18/2014	GSD FY15 Capital Projects	6,000,000	0	0	5,983,987	0	16,013
Public Works	x-PW So Nashville Convn Ctr GSD	40015	42405015	6/18/2014	GSD FY15 Capital Projects	1,981,222	0	0	1,981,222	0	0
Public Works	PW Sidewalks GSD	40016	42401016	6/10/2015	GSD FY16 Capital Projects	25,000,000	8,386	36,233	24,563,624	149,045	287,331
Public Works	PW Paving GSD	40016	42402016	6/10/2015	GSD FY16 Capital Projects	20,000,000	0	19,551	19,374,955	622,586	2,459
Public Works	PW Traffic/Signal Controls GSD	40016	42403016	6/10/2015	GSD FY16 Capital Projects	3,000,000	0	(101)	2,897,742	1,668	100,590
Public Works	PW Roads Bridges Bikeways GSD	40016	42404016	6/10/2015	GSD FY16 Capital Projects	28,800,000	(13,790)	832,687	24,644,693	210,241	3,945,066
Public Works	PW Lanfill Engineering Mnt GSD	40016	42405016	6/10/2015	GSD FY16 Capital Projects	200,000	0	13,438	13,438	0	186,562
Public Works	PW SWalk Paving Rdwy-Recall	40016	42406016	6/10/2015	GSD FY16 Capital Projects	14,495,761	0	987,075	13,860,693	60,972	574,096
Public Works	PW Sidewalks GSD	40017	42401017	6/22/2016	GSD FY17 Capital Projects	30,000,000	65,281	2,077,777	26,110,766	4,662,804	(773,570) *
Public Works	PW Paving GSD	40017	42402017	6/22/2016	GSD FY17 Capital Projects	35,000,000	119,102	185,281	33,809,579	1,029,610	160,811
Public Works	PW Bikeways GSD	40017	42403017	6/22/2016	GSD FY17 Capital Projects	1,000,000	0	26,755	983,738	10,500	5,762
Public Works	PW Bridges GSD	40017	42404017	6/22/2016	GSD FY17 Capital Projects	10,000,000	0	(7,733)	9,901,766	6	98,228
Public Works	PW Station Blvd Project GSD	40017	42405017	6/22/2016	GSD FY17 Capital Projects	6,000,000	0	47,850	1,319,126	4,442,064	238,810
Public Works	PW Roadway Improvements GSD	40017	42406017	6/22/2016	GSD FY17 Capital Projects	5,000,000	0	0	1,312,564	0	3,687,437
Public Works	PW Traffic Signalization GSD	40017	42407017	6/22/2016	GSD FY17 Capital Projects	10,000,000	0	(118,526)	9,434,051	225,173	340,776
Public Works	PW Road Reconstruction GSD	40017	42408017	6/22/2016	GSD FY17 Capital Projects	2,500,000	3,225	48,173	118,912	272,913	2,108,175
Public Works	PW Paving GSD	40018	42401018	6/14/2017	GSD FY18 Capital Projects	35,000,000	138,447	1,581,884	33,761,005	1,143,479	95,516
Public Works	PW Sidewalks GSD	40018	42402018	6/14/2017	GSD FY18 Capital Projects	30,000,000	390,368	1,881,657	9,727,816	4,663,766	15,608,418
Public Works	PW Bikeways GSD	40018	42403018	6/14/2017	GSD FY18 Capital Projects	5,000,000	95,162	766,510	3,562,719	925,643	511,638
Public Works	PW Roadway Reconstrctn/Improv	40018	42404018	6/14/2017	GSD FY18 Capital Projects	13,000,000	0	1,324,805	7,555,789	124,699	5,319,512
Public Works	PW Solid Waste-Facilities Equip & Maint	40020	42410020	12/9/2019	GSD FY20 Cap Projs RS2019-100	500,000	0	258,669	500,000	0	0
Public Works	PW Roadway ROW Reconstr Improv & M	40020	42420020	12/9/2019	GSD FY20 Cap Projs RS2019-100	500,000	47,733	171,889	372,508	124,934	2,558
Public Works	PW Madison Station Blvd - Phase 2	40021	42400021	3/3/2021	GSD FY21 Cap Projs RS2021-757	5,000,000	0	0	0	0	5,000,000
Public Works	PW Solid Waste	40021	42401021	3/3/2021	GSD FY21 Cap Projs RS2021-757	2,150,000	0	0	0	0	2,150,000
Public Works	PW Satellite City Pymt - Road Infrastruct	40021	42402021	3/3/2021	GSD FY21 Cap Projs RS2021-757	1,300,000	0	0	0	0	1,300,000
Public Works	PW Century Farms Access Roads	40118	42401118	11/22/2017	GSD FY18B Capital Projects	7,000,000	0	(5,329)	6,994,671	0	5,329
Public Works	PW Roadway Construct & Improve	40118	42402118	11/22/2017	GSD FY18B Capital Projects	7,375,000	0	39,275	159,774	107,686	7,107,540
Public Works	PW Traffic Management Program	40118	42403118	11/22/2017	GSD FY18B Capital Projects	3,000,000	(1,800)	95,821	2,852,949	104,656	42,395
Public Works	PW Paving Program	40119	42401119	10/22/2018	GSD FY19B Capital Projects	30,000,000	141,166	6,602,732	26,067,919	3,426,493	505,588
Public Works	PW Sidewalks Program	40119	42402119	10/22/2018	GSD FY19B Capital Projects	30,000,000	0	0	0	174,507	29,825,493
Public Works	PW Road Program	40119	42403119	10/22/2018	GSD FY19B Capital Projects	15,000,000	208,054	1,407,420	5,960,127	247,717	8,792,156
Public Works	PW Bridges Program	40119	42404119	10/22/2018	GSD FY19B Capital Projects	4,000,000	0	89,688	3,993,020	4,520	2,460
Public Works	PW Solid Waste- Recycle Equip	40119	42405119	10/22/2018	GSD FY19B Capital Projects	1,500,000	0	0	1,500,000	0	0
Public Works	PW Traffic Mgmt Program	40119	42406119	10/22/2018	GSD FY19B Capital Projects	3,000,000	5,647	1,031,256	2,616,083	405,612	(21,695) *
Public Works	PW Traffic Calming	40119	42407119	10/22/2018	GSD FY19B Capital Projects	1,500,000	28,789	360,469	1,238,676	37,724	223,600
Public Works	PW Bikeways Program	40119	42408119	10/22/2018	GSD FY19B Capital Projects	1,500,000	8,416	226,279	920,373	218,343	361,284
Public Works	PW East Bank/Cowan-Infrastruct	40119	42409119	10/22/2018	GSD FY19B Capital Projects	20,000,000	160,958	681,693	2,864,320	0	17,135,680
Public Works	PW Solid Waste-Landfill Repair	40119	42410119	10/22/2018	GSD FY19B Capital Projects	500,000	0	0	0	0	500,000
Public Works	PW Traffic Management	40220	42400220	3/18/2020	GSD FY20B Cap Projs RS2020-213	1,250,000	23,499	194,086	194,086	74,771	981,143
Public Works	PW Paving Program	40220	42401220	3/18/2020	GSD FY20B Cap Projs RS2020-213	6,000,000	100,376	666,959	666,960	3,242,237	2,090,803

Metropolitan Government of Nashville and Davidson County
Quarterly Financial Updates
Inception through May 2021
General Obligation Capital Projects

Department Description	Business Unit Description	Fund Number	Business Unit/Job Number	Project Approval Date	Fund Description	Budget	Period Actual Amount	YTD Actual	Inception to Date Actual	Encumbrance Amount	Remaining Balance	
Public Works	PW Sidewalk Program	40220	42402220	3/18/2020	GSD FY20B Cap Projs RS2020-213	4,000,000	23,406	84,394	84,394	50,106	3,865,500	
Public Works	PW Roadways/ROW Improv/Maintenance	40220	42403220	3/18/2020	GSD FY20B Cap Projs RS2020-213	2,200,000	0	195,349	195,349	400,191	1,604,460	
Public Works	PW Solid Waste Equipment	40220	42404220	3/18/2020	GSD FY20B Cap Projs RS2020-213	500,000	0	0	0	0	500,000	
Public Works	PW State of Good Repair - Paving	42021	42403021	3/3/2021	GSD FY21 Cap Projs RS2021-757	30,000,000	0	0	0	0	30,000,000	
Public Works	PW State of Good Repair - Sidewalks	42021	42404021	3/3/2021	GSD FY21 Cap Projs RS2021-757	10,000,000	0	0	0	0	10,000,000	
Public Works	PW State of Good Repair - Bridge Program	42021	42405021	3/3/2021	GSD FY21 Cap Projs RS2021-757	7,750,000	0	0	0	2,498,751	5,251,249	
Public Works	PW State of Good Repair - Bridge Lighting	42021	42406021	3/3/2021	GSD FY21 Cap Projs RS2021-757	2,250,000	0	0	0	0	2,250,000	
Public Works	PW Sidewalks - Walk / Bike Updates - Local	42021	42407021	3/3/2021	GSD FY21 Cap Projs RS2021-757	11,000,000	0	0	0	0	11,000,000	
Public Works	PW Jefferson St Cap - Roadways ROW	42021	42408021	3/3/2021	GSD FY21 Cap Projs RS2021-757	5,800,000	0	0	0	0	5,800,000	
Public Works	PW Restoration & Resiliency - Roadways	42021	42409021	3/3/2021	GSD FY21 Cap Projs RS2021-757	15,000,000	0	0	0	0	15,000,000	
Public Works	PW Safety Vision Zero & Traffic Calm - Traffic	42021	42410021	3/3/2021	GSD FY21 Cap Projs RS2021-757	15,000,000	0	0	0	0	15,000,000	
Public Works	PW Active Transportation - Bikeways	42021	42411021	3/3/2021	GSD FY21 Cap Projs RS2021-757	4,500,000	0	0	0	0	4,500,000	
Public Works	PW Traffic Mgmt & Signal Upgrd - Traffic	42021	42413021	3/3/2021	GSD FY21 Cap Projs RS2021-757	500,000	0	0	0	500,000	0	
Public Works	PW Traffic Mgmt & Signal Upgrd - Traffic	42021	42414021	3/3/2021	GSD FY21 Cap Projs RS2021-757	5,300,000	0	0	0	0	5,300,000	
Public Works	PW Traffic Mgmt & Signal Upgrd - Roadways	42021	42415021	3/3/2021	GSD FY21 Cap Projs RS2021-757	1,700,000	0	0	0	0	1,700,000	
Public Works	PW Downtown Neighbhd Traffic Projs - Funding	42021	42416021	3/3/2021	GSD FY21 Cap Projs RS2021-757	1,000,000	0	0	0	0	1,000,000	
Public Works	PW Info Tech - IT Upgrades	42021	42417021	3/3/2021	GSD FY21 Cap Projs RS2021-757	1,922,000	0	0	0	0	1,922,000	
Public Works	PW Land Purchase - Roadways	42021	42418021	3/3/2021	GSD FY21 Cap Projs RS2021-757	1,000,000	0	0	0	0	1,000,000	
Public Works	PW Active Transportation - Roadways ROW	42021	42419021	3/3/2021	GSD FY21 Cap Projs RS2021-757	2,500,000	0	0	0	0	2,500,000	
Public Works	PW GSD Library Parking Garage	44116	42431016	6/10/2015	GSD PW FY16 S/F Capital Projs	10,000,000	0	0	10,000,000	0	0	
Public Works	PW USD Bikeways	48009	42401010	6/10/2009	USD FY10 Capital Projects Fund	889,698	0	0	884,407	5,291	0	
Public Works	x-PW USD Bridges	48009	42403010	6/10/2009	USD FY10 Capital Projects Fund	797,804	0	0	797,804	0	0	
Public Works	x-PW USD Paving	48009	42406010	6/10/2009	USD FY10 Capital Projects Fund	1,230,469	0	0	1,230,469	0	0	
Public Works	PW USD Roadway Projects	48009	42408010	6/10/2009	USD FY10 Capital Projects Fund	7,226,761	0	0	7,182,324	2,622	41,815	
Public Works	PW USD Sidewalks	48009	42410010	6/10/2009	USD FY10 Capital Projects Fund	2,277,325	0	0	2,277,325	0	0	
Public Works	x-PW USD Traffic	48009	42413010	6/10/2009	USD FY10 Capital Projects Fund	677,077	0	0	677,077	0	0	
Public Works	x-PW USD 28th 31st Ave ConnPlan	48009	42416010	6/10/2009	USD FY10 Capital Projects Fund	499,918	0	0	499,918	0	0	
Public Works	x-PW USD First Ave / Riverfront	48009	42480010	6/10/2009	USD FY10 Capital Projects Fund	1,475,353	0	0	1,475,353	0	0	
Public Works	PW SWalk Paving Rdwy-Recall	48009	42481010	6/10/2009	USD FY10 Capital Projects Fund	4,217	0	0	4,217	0	0	
Public Works	x-PW USD Bikeways	48011	42401011	9/27/2010	USD FY11 Capital Projects Fund	499,978	0	0	499,978	0	0	
Public Works	PW USD Paving/Resurfacing	48011	42406011	9/27/2010	USD FY11 Capital Projects Fund	4,985,510	0	292	4,964,423	0	21,087	
Public Works	PW USD Sidewalks	48011	42410011	9/27/2010	USD FY11 Capital Projects Fund	5,000,000	0	0	5,000,000	0	0	
Public Works	x-PW USD Traffic Signals/Equip	48011	42413011	9/27/2010	USD FY11 Capital Projects Fund	1,500,000	0	0	1,500,000	0	0	
Public Works	PW USD Multi Fam Refuse/Recycle	48011	42414011	9/27/2010	USD FY11 Capital Projects Fund	250,000	0	0	239,535	0	10,465	
Public Works	PW USD Refuse/Recycle Contain	48011	42415011	9/27/2010	USD FY11 Capital Projects Fund	275,000	0	0	274,990	0	10	
Public Works	PW SWalk Paving Rdwy-Recall	48011	42481011	9/27/2010	USD FY11 Capital Projects Fund	305,922	0	0	301,642	0	4,279	
Public Works	PW Solid Waste Study	48017	42481017	6/22/2016	USD FY17 Capital Projects Fund	500,000	0	0	499,999	1	0	
Public Works	x-PW USD Sidewalks	48113	42480113	2/12/2013	USD FY13B Capital Projects	2,459,140	0	0	2,459,140	0	0	
Public Works	PW USD Paving/Road Projects	48113	42486113	2/12/2013	USD FY13B Capital Projects	4,981,420	0	0	4,976,241	5,180	0	
Public Works	PW USD Annexation	48118	42484118	2/12/2013	USD FY18B Capital Projects	225,000	0	225,000	225,000	0	0	
	PUBLIC WORKS TOTALS					847,741,230	2,821,306	28,655,435	580,319,280	36,308,810	231,113,140	
					* Overage due to Encumbrances. Negative Balance will Clear as Actual Payments are Made or Encumbrances are cancelled.							
Farmer's Market	FAR Farmers Mkt Projects	40109	60401010	6/10/2009	GSD FY10 Self-funding Cap Proj	43,668	0	0	77,083	0	(33,415)	
Farmer's Market	FAR Farmers Mkt HVAC Replace	40119	60402119	10/22/2018	GSD FY19B Capital Projects	1,200,000	0	0	1,158,231	0	41,769	
	FARMERS' MARKET TOTALS					1,243,668	0	0	1,235,313	0	8,355	

Metropolitan Government of Nashville and Davidson County
 Quarterly Financial Updates
 Inception through May 2021
 General Obligation Capital Projects

Department Description	Business Unit Description	Fund Number	Business Unit/Job Number	Project Approval Date	Fund Description	Budget	Period Actual Amount	YTD Actual	Inception to Date Actual	Encumbrance Amount	Remaining Balance
						** Overage to be transferred to separate capital account to clear negative balance.					
Muni Auditorium	MUN Life & Safety Upgrades	40009	61401010	6/10/2009	GSD FY10 Capital Projects Fund	0	0	0	0	0	0
Muni Auditorium	MUN Plumbing HVAC Repairs / Renovat	40021	61400021	3/3/2021	GSD FY21 Cap Projs RS2021-757	2,500,000	0	0	0	0	2,500,000
	FARMERS' MARKET TOTALS					2,500,000	0	0	0	0	2,500,000
State Fair Board	BFC Fairgrounds Improvements	40017	62401017	6/22/2016	GSD FY17 Capital Projects	17,000,000	13,924	282,241	15,791,899	112,511	1,095,590
State Fair Board	BFC Buildings & Facilities Imp	40019	62401019	9/5/2018	GSD FY19 Cap Projs RS2018-1328	25,000,000	22,431	127,164	23,486,063	1,287,315	226,622
	FAIRGROUNDS - NASHVILLE TOTALS					42,000,000	36,355	409,405	39,277,962	1,399,826	1,322,212
Sports Authority	x-SPA Roof and Signage	40009	64401010	6/10/2009	GSD FY10 Capital Projects Fund	13,995	0	0	13,995	0	0
Sports Authority	SPA MLS Infrastructure	40019	64401019	9/5/2018	GSD FY19 Cap Projs RS2018-1328	25,000,000	163,495	1,901,429	3,016,282	16,198,829	5,784,889
Sports Authority	x-SPA Bridgestone Arena Ext Imp	40113	64401113	2/12/2013	GSD FY13B Capital Projects	6,214,040	0	0	6,214,040	0	0
	SPORTS AUTHORITY TOTALS					31,228,035	163,495	1,901,429	9,244,317	16,198,829	5,784,889
Water and Sewer	W&S Stormwater Drain GO Closeo	40009	65401010	6/10/2009	GSD FY10 Capital Projects Fund	328,560	0	0	253,590	0	74,970
Water and Sewer	W&S FY17 StormwaterHomeBuyouts	40017	65401017	6/22/2016	GSD FY17 Capital Projects	5,000,000	0	0	4,694,048	567	305,385
Water and Sewer	W&S SW State of Good Repair - SW Pro	41021	65401021	3/3/2021	GSD FY21 Cap Projs RS2021-757	19,830,000	0	0	0	1,113,677	18,716,323
Water and Sewer	W&S Stormwater Program	41113	65411113	2/12/2013	W&S GSD StormwaterS/F FY13BC	50,000,000	0	0	49,987,776	0	12,224
Water and Sewer	W&S Stormwater FY18B SF Projs	41118	65411118	11/22/2017	W&S GSD StormwaterS/F FY18BC	10,000,000	0	37,995	7,319,292	3,198,915	(518,207)
Water and Sewer	W&S Stormwater FY19B SF Projs	41119	65411119	10/22/2018	W&S GSD StormwaterS/F FY19BC	20,000,000	1,369,277	13,086,542	14,218,096	5,592,323	189,581
Water and Sewer	x-W&S SW USD Drain GO Closeout	48009	65402010	6/10/2009	USD FY10 Capital Projects Fund	177,159	0	0	177,159	0	0
Water and Sewer	W&S Stormwater S/F FY10 CapPrj	49110	65403010	6/10/2009	W&S GSD Stormwater S/F FY10Ca	48,299,981	(18)	223,743	47,309,323	171,807	818,851
Water and Sewer	W&S Stormwater Fairgrounds	49110	65405010	6/10/2009	W&S GSD Stormwater S/F FY10Ca	1,700,019	0	0	1,695,000	5,019	0
	WATER & SEWER TOTALS					155,335,719	1,369,259	13,348,280	125,654,284	10,082,308	19,599,127
						* Overage due to Encumbrances. Negative Balance will Clear as Actual Payments are Made or Encumbrances are cancelled.					
General Hospital	x-GHOStar and Rev Cycle Softwar	40009	67401010	6/10/2009	GSD FY10 Capital Projects Fund	284,479	0	0	284,479	0	0
General Hospital	x-GHO STAR Technology Proj	40014	67401014	6/12/2013	GSD FY14 Capital Projects	2,300,000	0	0	2,300,000	0	0
General Hospital	x-GHOIT System Replace/McKesson	40015	67401015	6/18/2014	GSD FY15 Capital Projects	1,200,000	0	0	1,200,000	0	0
General Hospital	x-GHOMedical Equipment	40015	67402015	6/18/2014	GSD FY15 Capital Projects	1,800,000	0	0	1,800,000	0	0
General Hospital	GHO Maint/ Renovation/ Equipmt	40016	67401016	6/10/2015	GSD FY16 Capital Projects	3,000,000	0	0	3,000,000	0	0
General Hospital	GHO Misc Equipment/Upgrades	40017	67401017	6/22/2016	GSD FY17 Capital Projects	5,000,000	0	0	5,000,000	0	0
General Hospital	GHO Misc Repairs Maint Equipmt	40119	67401119	10/22/2018	GSD FY19B Capital Projects	2,400,000	0	0	2,004,663	0	395,337
	GENERAL HOSPITAL TOTALS					15,984,479	0	0	15,589,142	0	395,337
Dist Energy Systm	DES MCC Infrastructure CP	49107	68403010	9/27/2010	DES MCC Infrastructure FY11 CP	8,500,000	0	0	8,246,469	102	253,429
Dist Energy Systm	DES Misc Service Projects	49109	68401010	6/10/2009	DES FY10 Self-Funding Cap Proj	2,919,390	0	0	2,849,185	1,245	68,961
Dist Energy Systm	DES Customer Connection and Re	49109	68402010	6/10/2009	DES FY10 Self-Funding Cap Proj	2,410,000	0	0	1,047,758	0	1,362,242
Dist Energy Systm	DES FY16 Misc Service Projects	49116	68401016	6/10/2015	USD DES FY16 S/F Capital Projs	25,284,478	111,413	678,773	2,254,197	709,030	22,321,251
	DISTRICT ENERGY SYSTEM TOTALS					39,113,868	111,413	678,773	14,397,608	710,377	24,005,883

Metropolitan Government of Nashville and Davidson County
 Quarterly Financial Updates
 Inception through May 2021
 General Obligation Capital Projects

Department Description	Business Unit Description	Fund Number	Business Unit/Job Number	Project Approval Date	Fund Description	Budget	Period Actual Amount	YTD Actual	Inception to Date Actual	Encumbrance Amount	Remaining Balance
Metro Action Com	x-MAC New Headstart North Kitch	40009	75401010	6/10/2009	GSD FY10 Capital Projects Fund	20,889	0	0	20,889	0	0
Metro Action Com	x-MAC New Headstart Fac Douglas	40009	75402010	6/10/2009	GSD FY10 Capital Projects Fund	27,033	0	0	27,033	0	0
Metro Action Com	MAC Repairs/Major Maintenance	40018	75401018	6/14/2017	GSD FY18 Capital Projects	2,500,000	0	4,531	2,500,000	0	0
Metro Action Com	MAC Sprinkler System Installations	40021	75400021	3/3/2021	GSD FY21 Cap Projs RS2021-757	500,000	0	0	0	0	500,000
Metro Action Com	MAC Replace Damaged Walls & Flooring	40021	75401021	3/3/2021	GSD FY21 Cap Projs RS2021-757	150,000	0	0	0	0	150,000
Metro Action Com	MAC Replace Damaged Tile - Douglass C	40021	75402021	3/3/2021	GSD FY21 Cap Projs RS2021-757	150,000	0	0	0	0	150,000
Metro Action Com	MAC Reconstruct Side of Richland Ctr - P	40021	75403021	3/3/2021	GSD FY21 Cap Projs RS2021-757	250,000	0	0	0	0	250,000
METRO ACTION COMMISSION TOTALS						3,597,922	0	4,531	2,547,922	0	1,050,000
MDHA	x-MDHA African Am Museum	40009	77401010	6/10/2009	GSD FY10 Capital Projects Fund	465,898	0	0	465,898	0	0
MDHA	x-MDHA Adventure Science	40009	77406010	6/10/2009	GSD FY10 Capital Projects Fund	245,747	0	0	245,747	0	0
MDHA	x-MDHA Zoo	40009	77408010	6/10/2009	GSD FY10 Capital Projects Fund	451,235	0	0	451,235	0	0
MDHA	x-MDHA Affordable Housng Infrastr	40016	77401016	6/10/2015	GSD FY16 Capital Projects	4,000,000	0	0	4,000,000	0	0
MDHA	MDHA Infrastructure Improv-Hsg	40017	77401017	6/22/2016	GSD FY17 Capital Projects	7,000,000	0	0	7,000,000	0	0
MDHA	MDHA Infrastr Participn Agrmts - Afford H	40021	77400021	3/3/2021	GSD FY21 Cap Projs RS2021-757	2,000,000	0	0	0	0	2,000,000
MDHA	MDHA African Am Museum	40209	77411010	6/10/2009	GSD FY10 Non-BAB Capital Projs	8,987,947	0	79,460	8,987,947	0	0
MDHA	x-MDHA Frist CF FY10	40209	77412010	6/10/2009	GSD FY10 Non-BAB Capital Projs	106,073	0	0	106,073	0	0
MDHA	x-MDHA Adventure Science	40209	77413010	6/10/2009	GSD FY10 Non-BAB Capital Projs	4,253	0	0	4,253	0	0
MDHA	x-MDHA Frist FY10	40209	77414010	6/10/2009	GSD FY10 Non-BAB Capital Projs	130,611	0	0	130,611	0	0
MDHA	x-MDHA Zoo	40209	77415010	6/10/2009	GSD FY10 Non-BAB Capital Projs	548,765	0	0	548,765	0	0
MDHA	x-MDHA USD Riverfront Redevelo	48009	77402010	6/10/2009	USD FY10 Capital Projects Fund	7,950,000	0	0	7,950,000	0	0
MDHA	x-MDHA USD Gulch Arts Ctr Redev	48009	77404010	6/10/2009	USD FY10 Capital Projects Fund	1,008,708	0	0	1,008,708	0	0
MDHA	x-MDHA USD Riverfront Phase 2	48009	77405010	6/10/2009	USD FY10 Capital Projects Fund	15,597,347	0	0	15,597,347	0	0
MDHA TOTALS						48,496,585	0	79,460	46,496,585	0	2,000,000
MTA	x-MTA Carry Forward to FY10	40009	78401010	6/10/2009	GSD FY10 Capital Projects Fund	1,037,726	0	0	1,037,726	0	0
MTA	x-MTA Fed Grant Local Match	40009	78402010	6/10/2009	GSD FY10 Capital Projects Fund	4,400,000	0	0	4,400,000	0	0
MTA	x-MTA Bus Rapid Transit Infrst	40009	78403010	6/10/2009	GSD FY10 Capital Projects Fund	3,500,000	0	0	3,500,000	0	0
MTA	x-MTA Building Improvements	40009	78404010	6/10/2009	GSD FY10 Capital Projects Fund	3,170,000	0	0	3,170,000	0	0
MTA	x-MTA Replace Paratransit Vehic	40009	78405010	6/10/2009	GSD FY10 Capital Projects Fund	2,600,000	0	0	2,600,000	0	0
MTA	x-MTA Replace 40/60 ft Buses	40009	78406010	6/10/2009	GSD FY10 Capital Projects Fund	10,100,000	0	0	10,100,000	0	0
MTA	x-MTA Grant Local Match	40011	78402011	9/27/2010	GSD FY11 Capital Projects Fund	1,550,000	0	0	1,550,000	0	0
MTA	x-MTA Route Analysis	40011	78403011	9/27/2010	GSD FY11 Capital Projects Fund	800,000	0	0	800,000	0	0
MTA	MTA RTA Grant Local Match	40011	78404011	9/27/2010	GSD FY11 Capital Projects Fund	250,000	0	0	250,000	0	0
MTA	MTA Paratransit Vehicles	40011	78405011	9/27/2010	GSD FY11 Capital Projects Fund	1,200,000	0	0	1,200,000	0	0
MTA	x-MTA Replacement Buses	40011	78406011	9/27/2010	GSD FY11 Capital Projects Fund	6,950,000	0	0	6,950,000	0	0
MTA	x-MTA Grant Matches	40013	78402013	6/19/2012	GSD FY13 Capital Projects Fund	4,292,000	0	0	4,292,000	0	0
MTA	MTA Murfreesboro Road BRT	40013	78403013	6/19/2012	GSD FY13 Capital Projects Fund	4,800,000	0	0	4,800,000	0	0
MTA	x-MTA RTA - Grant Matches	40013	78404013	6/19/2012	GSD FY13 Capital Projects Fund	500,000	0	0	500,000	0	0
MTA	x-MTA Paratransit Buses	40013	78405013	6/19/2012	GSD FY13 Capital Projects Fund	3,360,000	0	0	3,360,000	0	0
MTA	x-MTA Fixed Route Buses	40013	78406013	6/19/2012	GSD FY13 Capital Projects Fund	18,000,000	0	0	18,000,000	0	0
MTA	MTA Music City Circuit Buses	40013	78407013	6/19/2012	GSD FY13 Capital Projects Fund	3,500,000	0	0	3,500,000	0	0
MTA	MTA Grant Matches Special	40013	78408013	6/19/2012	GSD FY13 Capital Projects Fund	3,158,000	0	0	3,158,000	0	0
MTA	MTA RTA -Property Improvements	40013	78409013	6/19/2012	GSD FY13 Capital Projects Fund	50,000	0	0	50,000	0	0

Metropolitan Government of Nashville and Davidson County
 Quarterly Financial Updates
 Inception through May 2021
 General Obligation Capital Projects

Department Description	Business Unit Description	Fund Number	Business Unit/Job Number	Project Approval Date	Fund Description	Budget	Period Actual Amount	YTD Actual	Inception to Date Actual	Encumbrance Amount	Remaining Balance
MTA	MTA The AMP	40014	78401014	6/12/2013	GSD FY14 Capital Projects	3,000,000	0	0	3,000,000	0	0
MTA	x-MTA Grant MatchVeh Prep/Log13	40014	78402014	6/12/2013	GSD FY14 Capital Projects	250,000	0	0	250,000	0	0
MTA	x-MTA Grant MatchVeh Prep/Log14	40014	78403014	6/12/2013	GSD FY14 Capital Projects	2,250,000	0	0	2,250,000	0	0
MTA	MTA Grant Match-RTA thru MTA13	40014	78404014	6/12/2013	GSD FY14 Capital Projects	750,000	0	0	750,000	0	0
MTA	MTA Grant Match-RTA thru MTA14	40014	78405014	6/12/2013	GSD FY14 Capital Projects	1,250,000	0	0	1,250,000	0	0
MTA	x-MTA Replacement 12 Buses	40014	78406014	6/12/2013	GSD FY14 Capital Projects	10,000,000	0	0	10,000,000	0	0
MTA	x-MTA Vehicle Location Sys AVL	40014	78407014	6/12/2013	GSD FY14 Capital Projects	1,500,000	0	0	1,500,000	0	0
MTA	x-MTA Paratransit Vehicles	40014	78408014	6/12/2013	GSD FY14 Capital Projects	2,000,000	0	0	2,000,000	0	0
MTA	MTA Myatt Building Renovations	40014	78409014	6/12/2013	GSD FY14 Capital Projects	1,500,000	0	0	1,500,000	0	0
MTA	x-MTA Grant Match	40015	78401015	6/18/2014	GSD FY15 Capital Projects	3,350,000	0	0	3,350,000	0	0
MTA	MTA Building Renovations	40015	78402015	6/18/2014	GSD FY15 Capital Projects	2,000,000	0	110,781	2,000,000	0	0
MTA	MTA BRT Lite Infrastructure	40015	78403015	6/18/2014	GSD FY15 Capital Projects	3,000,000	40,004	850,310	2,477,121	0	522,879
MTA	MTA RTA - Grant Match	40015	78404015	6/18/2014	GSD FY15 Capital Projects	350,000	0	0	350,000	0	0
MTA	x-MTA Bus Shelters	40015	78405015	6/18/2014	GSD FY15 Capital Projects	1,000,000	0	0	1,000,000	0	0
MTA	MTA Replacement Buses/Vehicles	40015	78406015	6/18/2014	GSD FY15 Capital Projects	8,300,000	0	0	8,300,000	0	0
MTA	MTA Replacement Buses	40016	78401016	6/10/2015	GSD FY16 Capital Projects	7,277,500	0	0	7,277,500	0	0
MTA	MTA - Grant Match	40016	78402016	6/10/2015	GSD FY16 Capital Projects	3,162,500	0	0	3,162,500	0	0
MTA	MTA Paratransit Vehicles	40016	78403016	6/10/2015	GSD FY16 Capital Projects	1,000,000	0	17,451	1,000,000	0	0
MTA	MTA RTA - Grant Match	40016	78404016	6/10/2015	GSD FY16 Capital Projects	1,560,000	0	0	1,560,000	0	0
MTA	MTA Replacement Buses	40017	78401017	6/22/2016	GSD FY17 Capital Projects	12,510,000	(3,726)	(3,726)	12,510,000	0	0
MTA	MTA Grant Matches	40017	78402017	6/22/2016	GSD FY17 Capital Projects	2,630,000	0	0	2,630,000	0	0
MTA	MTA Fare Collection System	40017	78403017	6/22/2016	GSD FY17 Capital Projects	3,650,000	0	0	3,650,000	0	0
MTA	MTA Grant Match - RTA	40017	78404017	6/22/2016	GSD FY17 Capital Projects	1,210,000	3,726	264,554	1,210,000	0	0
MTA	MTA Access Ride Replacements	40018	78401018	6/14/2017	GSD FY18 Capital Projects	2,280,000	0	2,220,086	2,280,000	0	0
MTA	MTA Replacement Buses	40018	78402018	6/14/2017	GSD FY18 Capital Projects	14,200,000	0	1,385,780	12,653,321	0	1,546,679
MTA	MTA Bus Mid-Life Overhauls	40018	78403018	6/14/2017	GSD FY18 Capital Projects	1,020,000	0	0	0	0	1,020,000
MTA	MTA Fed / State Grants	40018	78404018	6/14/2017	GSD FY18 Capital Projects	4,000,000	449,655	2,502,940	4,000,000	0	0
MTA	RTA - Fed / State Grants	40018	78405018	6/14/2017	GSD FY18 Capital Projects	2,000,000	23,414	611,789	611,789	0	1,388,211
MTA	MTA Fare Collection System	40018	78406018	6/14/2017	GSD FY18 Capital Projects	7,200,000	200,934	1,585,909	4,180,691	0	3,019,309
MTA	MTA TSU Circulator	40018	78407018	6/14/2017	GSD FY18 Capital Projects	1,800,000	6,220	67,349	67,349	0	1,732,651
MTA	MTA Engineering Studies - MTA	40018	78408018	6/14/2017	GSD FY18 Capital Projects	1,250,000	0	213,393	1,250,000	0	0
MTA	MTA Engineering Studies - PW	40018	78409018	6/14/2017	GSD FY18 Capital Projects	2,750,000	0	0	2,750,000	0	0
MTA	MTA Grant Match - MTA	40021	78401021	3/3/2021	GSD FY21 Cap Projs RS2021-757	4,000,000	0	0	0	0	4,000,000
MTA	MTA Grant Match - RTA	40021	78402021	3/3/2021	GSD FY21 Cap Projs RS2021-757	660,000	0	0	0	0	660,000
MTA	MTA Shelter Imprvmis & Nhrhood Trans	40021	78403021	3/3/2021	GSD FY21 Cap Projs RS2021-757	2,000,000	0	0	0	0	2,000,000
MTA	MTA Grant Matching	40119	78402119	10/22/2018	GSD FY19B Capital Projects	2,500,000	253,368	253,368	253,368	0	2,246,632
MTA	MTA Grant Matches	40220	78400220	3/18/2020	GSD FY20B Cap Projs RS2020-213	3,000,000	0	0	0	0	3,000,000
MTA	MTA RTA Grant Matches	40220	78401220	3/18/2020	GSD FY20B Cap Projs RS2020-213	1,600,000	0	0	0	0	1,600,000
	MTA TOTALS					196,977,726	973,595	10,079,985	174,241,365	0	22,736,361
MNPS	x-ADM MNPS FY10 Capital Conting	45009	01403109	6/10/2009	X-MNPS FY10 Capital Projects	2,700,862	0	0	2,700,862	0	0
MNPS	x-MNPS Crieve Hall Elem 10 Class	45009	80401009	6/10/2009	X-MNPS FY10 Capital Projects	233,314	0	0	233,314	0	0
MNPS	x-MNPS Football Stadium Lighting	45009	80401109	6/10/2009	X-MNPS FY10 Capital Projects	550,000	0	0	550,000	0	0
MNPS	x-MNPS Gleggery Elem 10 Classrm	45009	80402009	6/10/2009	X-MNPS FY10 Capital Projects	54,500	0	0	54,500	0	0
MNPS	x-MNPS Glenview Elem 11 Classrms	45009	80403009	6/10/2009	X-MNPS FY10 Capital Projects	12,533	0	0	12,533	0	0
MNPS	x-MNPS Haywood Elem 16 Classrms	45009	80405009	6/10/2009	X-MNPS FY10 Capital Projects	147,912	0	0	147,912	0	0

Metropolitan Government of Nashville and Davidson County
 Quarterly Financial Updates
 Inception through May 2021
 General Obligation Capital Projects

Department Description	Business Unit Description	Fund Number	Business Unit/Job Number	Project Approval Date	Fund Description	Budget	Period Actual Amount	YTD Actual	Inception to Date Actual	Encumbrance Amount	Remaining Balance
MNPS	x-MNPSMadison MS Modernization	45009	80406009	6/10/2009	X-MNPS FY10 Capital Projects	7,826,047	0	0	7,626,513	0	199,534
MNPS	x-MNPSWharton Elem Modernizatio	45009	80407009	6/10/2009	X-MNPS FY10 Capital Projects	2,823,730	0	0	2,823,730	0	0
MNPS	x-MNPSADA Compliance	45009	80408009	6/10/2009	X-MNPS FY10 Capital Projects	3,152,029	0	0	3,152,029	0	0
MNPS	x-MNPS Bus Replacement	45009	80409009	6/10/2009	X-MNPS FY10 Capital Projects	2,500,000	0	0	2,500,000	0	0
MNPS	x-MNPSEntry Vestibule Security	45009	80410009	6/10/2009	X-MNPS FY10 Capital Projects	329,032	0	0	329,032	0	0
MNPS	x-MNPSPre K Playgrounds	45009	80412009	6/10/2009	X-MNPS FY10 Capital Projects	284,492	0	0	284,492	0	0
MNPS	x-MNPSRoof Replacement Repairs	45009	80413009	6/10/2009	X-MNPS FY10 Capital Projects	2,853,549	0	0	2,853,972	0	(422)
MNPS	x-MNPSMaintenance Emergencies	45009	80414009	6/10/2009	X-MNPS FY10 Capital Projects	9,172,088	0	0	9,160,394	0	11,694
MNPS	x-MNPSTechnology	45009	80415009	6/10/2009	X-MNPS FY10 Capital Projects	15,000,000	0	0	15,000,000	0	0
MNPS	x-MNPS Pearl Cohn Pool Renov	45009	80416009	6/10/2009	X-MNPS FY10 Capital Projects	432,000	0	0	432,000	0	0
MNPS	ADM MNPS FY11 Capital Conting	45011	01403111	9/27/2010	MNPS FY11 Capital Projects	2,000,000	0	0	2,000,000	0	0
MNPS	x-MNPSMisc Constr. Projects	45011	80405011	9/27/2010	MNPS FY11 Capital Projects	1,280,378	0	0	1,280,378	0	0
MNPS	x-MNPS Bus Replacement	45011	80409011	9/27/2010	MNPS FY11 Capital Projects	5,000,000	0	0	5,000,000	0	0
MNPS	x-MNPSCane Ridge Elementary	45011	80410011	9/27/2010	MNPS FY11 Capital Projects	13,681,260	0	0	13,681,260	0	0
MNPS	x-MNPS Technology	45011	80415011	9/27/2010	MNPS FY11 Capital Projects	5,038,362	0	0	5,038,362	0	0
MNPS	x-ADM MNPSFY13 Capital Conting	45013	01411013	6/19/2012	MNPS FY13 Capital Projects	177,009	0	0	177,009	0	0
MNPS	x-MNPSAntioch Middle Renovation	45013	80404313	6/19/2012	MNPS FY13 Capital Projects	10,623,826	0	0	10,623,826	0	0
MNPS	x-MNPSN Binkley 10 CR Add&Renov	45013	80404413	6/19/2012	MNPS FY13 Capital Projects	7,167,603	0	0	7,167,603	0	0
MNPS	x-MNPSJohn Early Midd 12 CR Add	45013	80404513	6/19/2012	MNPS FY13 Capital Projects	1,890,116	0	0	1,890,116	0	0
MNPS	x-MNPSJulia Green ES Land/Plan	45013	80404713	6/19/2012	MNPS FY13 Capital Projects	1,002,298	0	0	1,002,298	0	0
MNPS	x-MNPSJoelton Middle Renovation	45013	80404813	6/19/2012	MNPS FY13 Capital Projects	8,364,861	0	0	8,364,861	0	0
MNPS	x-MNPSAZ Kelley Elem 10 CR Add	45013	80404913	6/19/2012	MNPS FY13 Capital Projects	2,475,366	0	0	2,475,366	0	0
MNPS	x-MNPSAntioch Land New Elem&MS	45013	80405113	6/19/2012	MNPS FY13 Capital Projects	1,012,368	0	0	1,012,368	0	0
MNPS	x-MNPSHenry Oliver MS 12 CR Add	45013	80405213	6/19/2012	MNPS FY13 Capital Projects	3,301,894	0	0	3,301,894	0	0
MNPS	x-MNPSRose Park Middle Renovat	45013	80405313	6/19/2012	MNPS FY13 Capital Projects	8,204,734	0	0	8,204,734	0	0
MNPS	x-MNPSHume Fogg Gym Add / Land	45013	80405413	6/19/2012	MNPS FY13 Capital Projects	8,149,276	0	0	8,149,276	0	0
MNPS	x-MNPSStratford High Renovation	45013	80405513	6/19/2012	MNPS FY13 Capital Projects	22,631,078	0	0	22,624,427	6,651	0
MNPS	x-MNPSMisc Maintenance Projects	45013	80405613	6/19/2012	MNPS FY13 Capital Projects	3,000,000	0	0	3,000,000	0	0
MNPS	x-MNPSMisc Constr. Projects	45013	80405713	6/19/2012	MNPS FY13 Capital Projects	4,373,925	0	0	4,373,925	0	0
MNPS	x-MNPSBus/Vehicle Replacement	45013	80409013	6/19/2012	MNPS FY13 Capital Projects	10,000,000	0	0	10,000,000	0	0
MNPS	x-MNPSTechnology Improvements	45013	80415013	6/19/2012	MNPS FY13 Capital Projects	7,625,645	0	0	7,625,645	0	0
MNPS	x-MNPSSmith Springs Elementary	45014	80404314	6/12/2013	MNPS FY14 Capital Projects	17,681,669	0	0	17,681,669	0	0
MNPS	x-MNPSGranbery Elem 12 CI Addn	45014	80404414	6/12/2013	MNPS FY14 Capital Projects	2,838,096	0	0	2,838,096	0	0
MNPS	x-MNPSMadison Middle 12 CI Addn	45014	80404514	6/12/2013	MNPS FY14 Capital Projects	2,466,111	0	0	2,466,111	0	0
MNPS	x-MNPSMaxwell Elem 12 CI Addn	45014	80404714	6/12/2013	MNPS FY14 Capital Projects	2,557,353	0	0	2,557,353	0	0
MNPS	x-MNPSShayne Elem 12 CI Addn	45014	80404814	6/12/2013	MNPS FY14 Capital Projects	2,578,596	0	0	2,578,596	0	0
MNPS	x-MNPSWaverly Belmont El Add/Rn	45014	80404914	6/12/2013	MNPS FY14 Capital Projects	10,877,571	0	0	10,877,571	0	0
MNPS	MNPS Goodlettsville Mid Replac	45014	80405014	6/12/2013	MNPS FY14 Capital Projects	20,125,748	0	0	20,125,733	0	15
MNPS	x-MNPSJulia Green Elem Site Imp	45014	80405114	6/12/2013	MNPS FY14 Capital Projects	288,914	0	0	288,914	0	0
MNPS	x-MNPSMcGavock H FireSafety Imp	45014	80405214	6/12/2013	MNPS FY14 Capital Projects	513,679	0	0	513,679	0	0
MNPS	x-MNPSTechnology Improvements	45014	80405314	6/12/2013	MNPS FY14 Capital Projects	7,374,355	0	0	7,374,202	91	62
MNPS	x-MNPSBus Replacements	45014	80405414	6/12/2013	MNPS FY14 Capital Projects	3,000,000	0	0	3,000,000	0	0
MNPS	x-MNPSADA Compliance/Accommod	45014	80405514	6/12/2013	MNPS FY14 Capital Projects	1,000,000	0	0	1,000,000	0	0
MNPS	x-MNPSAsbestos Environ Abatmnt	45014	80405614	6/12/2013	MNPS FY14 Capital Projects	999,352	0	0	999,344	8	0
MNPS	x-MNPSAsphalt Paving	45014	80405714	6/12/2013	MNPS FY14 Capital Projects	1,000,000	0	0	1,000,000	0	0
MNPS	x-MNPSCasework/Furniture/Lab Upg	45014	80405814	6/12/2013	MNPS FY14 Capital Projects	1,618,878	0	0	1,618,878	0	0
MNPS	MNPS Emerg Construction Proj.	45014	80405914	6/12/2013	MNPS FY14 Capital Projects	3,081,648	0	0	3,081,648	0	0

Metropolitan Government of Nashville and Davidson County
 Quarterly Financial Updates
 Inception through May 2021
 General Obligation Capital Projects

Department Description	Business Unit Description	Fund Number	Business Unit/Job Number	Project Approval Date	Fund Description	Budget	Period Actual Amount	YTD Actual	Inception to Date Actual	Encumbrance Amount	Remaining Balance
MNPS	x-MNPSHVAC Upgrades/Replacement	45014	80406014	6/12/2013	MNPS FY14 Capital Projects	4,667,605	0	0	4,654,046	0	13,559
MNPS	x-MNPSPlumbing/Boiler Upgrades	45014	80406114	6/12/2013	MNPS FY14 Capital Projects	2,499,729	0	0	2,499,729	0	0
MNPS	x-MNPSRoof Repair/Replacement	45014	80406214	6/12/2013	MNPS FY14 Capital Projects	3,000,344	0	0	3,000,344	0	0
MNPS	x-MNPSSecurity Upgrades	45014	80406314	6/12/2013	MNPS FY14 Capital Projects	4,752,924	0	0	4,750,709	2,215	0
MNPS	x-MNPSHS Stadium Lighting Upg	45014	80406414	6/12/2013	MNPS FY14 Capital Projects	3,238	0	0	3,238	0	0
MNPS	x-MNPS HS Track Upg	45014	80406514	6/12/2013	MNPS FY14 Capital Projects	617,126	0	0	617,126	0	0
MNPS	x-MNPSHS&MS Stadium Upg	45014	80406614	6/12/2013	MNPS FY14 Capital Projects	299,922	0	0	299,922	0	0
MNPS	x-MNPSMS Athletic Fields	45014	80406714	6/12/2013	MNPS FY14 Capital Projects	299,977	0	0	299,977	0	0
MNPS	MNPS MS Track Upg	45014	80406814	6/12/2013	MNPS FY14 Capital Projects	61,000	0	0	61,000	0	0
MNPS	x-MNPSEmerg Maintenance Proj.	45014	80406914	6/12/2013	MNPS FY14 Capital Projects	603,369	0	0	603,369	0	0
MNPS	x-MNPSOmnibus Projects	45014	80407014	6/12/2013	MNPS FY14 Capital Projects	3,702,800	0	0	3,702,800	0	0
MNPS	x-MNPSMaint/Furniture allocatio	45014	80414014	6/12/2013	MNPS FY14 Capital Projects	34,199	0	0	34,199	0	0
MNPS	MNPS Glenciff Elem Addition	45015	80404015	6/18/2014	MNPS FY15 Capital Projects	3,900,785	0	0	3,900,785	0	0
MNPS	MNPS Overton Cluster ES	45015	80404215	6/18/2014	MNPS FY15 Capital Projects	2,763,820	0	392,865	2,628,210	136,018	(408)
MNPS	x-MNPSRuby Major Elem Addition	45015	80404315	6/18/2014	MNPS FY15 Capital Projects	3,916,812	0	0	3,896,049	0	20,763
MNPS	MNPS MLK Magnet Addition	45015	80404415	6/18/2014	MNPS FY15 Capital Projects	8,801,086	0	66,009	8,801,086	0	0
MNPS	x-MNPSBordeaux Demo/Pre-K	45015	80404515	6/18/2014	MNPS FY15 Capital Projects	1,058,756	0	0	1,053,092	0	5,664
MNPS	x-MNPSCane Ridge Elem Land	45015	80404715	6/18/2014	MNPS FY15 Capital Projects	650,000	0	0	650,000	0	0
MNPS	MNPS Glenview Elem Addition	45015	80404815	6/18/2014	MNPS FY15 Capital Projects	4,797,486	0	0	4,797,486	0	0
MNPS	MNPS Hume-Fogg HS Renovation	45015	80404915	6/18/2014	MNPS FY15 Capital Projects	24,426,089	0	28,790	24,426,089	0	0
MNPS	MNPS Tusculum Elem Replacement	45015	80405015	6/18/2014	MNPS FY15 Capital Projects	15,453,190	0	463,972	15,453,190	0	0
MNPS	MNPS Pre-K Casa Azafran	45015	80405115	6/18/2014	MNPS FY15 Capital Projects	907,606	0	0	907,606	0	0
MNPS	x-MNPSTechnology	45015	80405315	6/18/2014	MNPS FY15 Capital Projects	15,064,712	0	0	15,064,712	0	0
MNPS	x-MNPSBus/Vehicle Replacements	45015	80405415	6/18/2014	MNPS FY15 Capital Projects	10,000,000	0	0	10,000,000	0	0
MNPS	MNPS ADA Compliance Maint/Upgr	45015	80405515	6/18/2014	MNPS FY15 Capital Projects	823,998	0	0	823,998	0	0
MNPS	x-MNPSAsbestos Environ Upgrades	45015	80405615	6/18/2014	MNPS FY15 Capital Projects	603,926	0	0	599,935	0	3,991
MNPS	x-MNPSRoof Repairs	45015	80405715	6/18/2014	MNPS FY15 Capital Projects	268,281	0	0	268,281	0	0
MNPS	x-MNPSSecurity Upgrades	45015	80405815	6/18/2014	MNPS FY15 Capital Projects	480,000	0	0	480,000	0	0
MNPS	x-MNPSMusic Makes Us	45015	80405915	6/18/2014	MNPS FY15 Capital Projects	526,759	0	0	526,759	0	0
MNPS	x-MNPSMaint-Asphalt Paving	45015	80406015	6/18/2014	MNPS FY15 Capital Projects	405,277	0	0	405,277	0	0
MNPS	x-MNPSMaint-Elevator&Electronic	45015	80406115	6/18/2014	MNPS FY15 Capital Projects	299,990	0	0	299,990	0	0
MNPS	x-MNPSMaint-Steam Water Sewer P	45015	80406215	6/18/2014	MNPS FY15 Capital Projects	1,473,069	0	0	1,469,711	3,358	0
MNPS	x-MNPSMaint-HVAC Chillers Contr	45015	80406315	6/18/2014	MNPS FY15 Capital Projects	499,171	0	0	499,171	0	0
MNPS	x-MNPSMaint-Steam Boiler Replac	45015	80406415	6/18/2014	MNPS FY15 Capital Projects	1,019,061	0	0	1,019,061	0	0
MNPS	MNPS Casework/Furn./Lab Upgrad	45015	80406515	6/18/2014	MNPS FY15 Capital Projects	770,312	0	10,000	770,312	0	0
MNPS	MNPS Emerg Maint/Entry Vestib	45015	80406615	6/18/2014	MNPS FY15 Capital Projects	661,915	0	0	661,915	0	0
MNPS	x-MNPSRoof Replacement	45015	80406715	6/18/2014	MNPS FY15 Capital Projects	1,730,606	0	0	1,730,606	0	0
MNPS	MNPS Crieve Hall ES-options	45015	80406815	6/18/2014	MNPS FY15 Capital Projects	4,732,000	0	0	4,732,000	0	0
MNPS	MNPS N Binkley ES-options	45015	80406915	6/18/2014	MNPS FY15 Capital Projects	7,425,293	0	0	7,425,293	0	0
MNPS	x-MNPSMaplewood Firestrn Showrm	45016	80404016	6/10/2015	MNPS FY16 Capital Projects	16,316	0	0	16,316	0	0
MNPS	x-MNPSWhites Crk Pool-Repairs	45016	80404216	6/10/2015	MNPS FY16 Capital Projects	268,423	0	0	268,414	0	9
MNPS	x-MNPSHunters Ln BandRm-Repairs	45016	80404316	6/10/2015	MNPS FY16 Capital Projects	119,622	0	0	119,622	0	0
MNPS	MNPS MLK Reno/Addition	45016	80404416	6/10/2015	MNPS FY16 Capital Projects	31,520,000	0	63,111	31,520,000	0	0
MNPS	x-MNPS Furniture	45016	80404516	6/10/2015	MNPS FY16 Capital Projects	262,522	0	0	262,522	0	0
MNPS	x-MNPSFed PreK Toilets & Sinks	45016	80404716	6/10/2015	MNPS FY16 Capital Projects	308,317	0	0	308,317	0	0
MNPS	x-MNPSSchool Site Improvements	45016	80404816	6/10/2015	MNPS FY16 Capital Projects	309,609	0	0	309,482	0	128
MNPS	x-MNPSInterior Bldg Improvemnts	45016	80404916	6/10/2015	MNPS FY16 Capital Projects	552,452	0	0	497,281	0	55,171

Metropolitan Government of Nashville and Davidson County
Quarterly Financial Updates
Inception through May 2021
General Obligation Capital Projects

Department Description	Business Unit Description	Fund Number	Business Unit/Job Number	Project Approval Date	Fund Description	Budget	Period Actual Amount	YTD Actual	Inception to Date Actual	Encumbrance Amount	Remaining Balance
MNPS	x-MNPSPlumbing Upgrades	45016	80405016	6/10/2015	MNPS FY16 Capital Projects	462,582	0	0	462,582	0	0
MNPS	MNPS ADA Compliance	45016	80405116	6/10/2015	MNPS FY16 Capital Projects	500,000	0	0	500,000	0	0
MNPS	x-MNPSExterior Bldg Improvemnts	45016	80405216	6/10/2015	MNPS FY16 Capital Projects	1,166,461	0	0	1,166,461	0	0
MNPS	MNPS Planning for NSA	45016	80405316	6/10/2015	MNPS FY16 Capital Projects	1,500,000	0	0	31,625	1,468,375	0
MNPS	MNPS Planning for Hillsboro	45016	80405416	6/10/2015	MNPS FY16 Capital Projects	1,776,544	0	28,011	1,771,644	4,900	0
MNPS	MNPS Planning for Hillwood	45016	80405516	6/10/2015	MNPS FY16 Capital Projects	1,754,113	0	0	1,754,113	0	0
MNPS	x-MNPSElectrical Upgrades	45016	80405616	6/10/2015	MNPS FY16 Capital Projects	1,826,335	0	0	1,822,055	4,280	0
MNPS	x-MNPSSE Early Learn Center	45016	80405716	6/10/2015	MNPS FY16 Capital Projects	2,306,802	0	0	2,306,182	0	620
MNPS	x-MNPSSchool Safety & Security	45016	80405816	6/10/2015	MNPS FY16 Capital Projects	437,500	0	0	437,500	0	0
MNPS	MNPS Emergency Constr/Conting	45016	80405916	6/10/2015	MNPS FY16 Capital Projects	2,372,458	154,555	(300,439)	1,995,283	624,297	(247,122) *
MNPS	x-MNPSpaving Upgrades	45016	80406016	6/10/2015	MNPS FY16 Capital Projects	167,540	0	0	167,540	0	0
MNPS	MNPS Pennington ES Addition	45016	80406116	6/10/2015	MNPS FY16 Capital Projects	3,400,000	0	0	3,400,000	0	0
MNPS	MNPS HVAC Upgrades	45016	80406216	6/10/2015	MNPS FY16 Capital Projects	4,099,679	0	0	4,079,729	19,950	0
MNPS	MNPS Rosebank ES Reno	45016	80406316	6/10/2015	MNPS FY16 Capital Projects	7,500,000	0	4,776	7,500,000	0	0
MNPS	x-MNPSTechnology	45016	80406416	6/10/2015	MNPS FY16 Capital Projects	10,000,000	0	0	10,000,000	0	0
MNPS	MNPS Transportation	45016	80406516	6/10/2015	MNPS FY16 Capital Projects	10,000,000	0	0	9,999,373	627	0
MNPS	MNPS Cane Ridge Area ES	45016	80406616	6/10/2015	MNPS FY16 Capital Projects	19,725,000	0	14,902	19,725,000	0	0
MNPS	MNPS Roof Replacement/Repair	45016	80406716	6/10/2015	MNPS FY16 Capital Projects	2,524,724	0	0	2,524,724	0	0
MNPS	MNPS Overton Reno/Addition	45016	80406816	6/10/2015	MNPS FY16 Capital Projects	30,000,000	(2,985)	12,000	30,000,000	0	0
MNPS	MNPS McMurray MS Renovation	45017	80404017	6/22/2016	MNPS FY17 Capital Projects	20,750,000	0	38,372	20,750,000	0	0
MNPS	MNPS Antioch HS Addition/Reno	45017	80404217	6/22/2016	MNPS FY17 Capital Projects	7,250,000	0	0	7,250,000	0	0
MNPS	MNPS East Magnet Stadium Upgr	45017	80404317	6/22/2016	MNPS FY17 Capital Projects	3,420,000	0	0	3,420,000	0	0
MNPS	MNPS Glenclyff HS Stadium Upgr	45017	80404417	6/22/2016	MNPS FY17 Capital Projects	2,504,275	0	580	2,504,275	0	0
MNPS	MNPS Land Acquisitions	45017	80404517	6/22/2016	MNPS FY17 Capital Projects	4,400,000	0	2,785,919	4,400,000	0	0
MNPS	x-MNPSTusculum Elem New	45017	80404717	6/22/2016	MNPS FY17 Capital Projects	4,000,000	0	0	4,000,000	0	0
MNPS	x-MNPSSchool Site Improvements	45017	80404817	6/22/2016	MNPS FY17 Capital Projects	299,901	0	0	293,577	6,324	0
MNPS	x-MNPSInterior Bldg Improvement	45017	80404917	6/22/2016	MNPS FY17 Capital Projects	227,734	0	0	227,734	0	0
MNPS	MNPS Plumbing Upgrades	45017	80405017	6/22/2016	MNPS FY17 Capital Projects	411,627	0	0	409,527	0	2,100
MNPS	MNPS ADA Improvements	45017	80405117	6/22/2016	MNPS FY17 Capital Projects	500,000	0	4,922	500,000	0	0
MNPS	MNPS NSA-Planning	45017	80405217	6/22/2016	MNPS FY17 Capital Projects	2,500,000	0	0	24,470	0	2,475,530
MNPS	MNPS Exterior Bldg Improvement	45017	80405317	6/22/2016	MNPS FY17 Capital Projects	769,971	0	0	769,971	0	0
MNPS	MNPS Hillsboro HS Renovation	45017	80405417	6/22/2016	MNPS FY17 Capital Projects	40,018,451	0	8,864,798	39,485,908	532,248	295
MNPS	MNPS Hillwood HS Planning	45017	80405517	6/22/2016	MNPS FY17 Capital Projects	2,250,000	0	9,637	2,084,487	137,796	27,717
MNPS	x-MNPSElectrical Upgrades	45017	80405617	6/22/2016	MNPS FY17 Capital Projects	924,999	0	0	924,999	0	0
MNPS	MNPS Casework Furn Lab Upgrade	45017	80405717	6/22/2016	MNPS FY17 Capital Projects	175,000	0	0	175,000	0	0
MNPS	MNPS School Safety Security	45017	80405817	6/22/2016	MNPS FY17 Capital Projects	250,000	0	0	250,000	0	0
MNPS	MNPS EmergencyContingencyFunds	45017	80405917	6/22/2016	MNPS FY17 Capital Projects	1,143,174	(8,236)	1,084,791	1,788,563	67,088	(712,477) **
MNPS	x-MNPSpaving Upgrades	45017	80406017	6/22/2016	MNPS FY17 Capital Projects	249,987	0	0	249,987	0	0
MNPS	MNPS Pennington Elem Renovate	45017	80406117	6/22/2016	MNPS FY17 Capital Projects	8,100,000	0	277,616	7,919,727	167,457	12,816
MNPS	MNPS Facilities Assessment Rpt	45017	80406217	6/22/2016	MNPS FY17 Capital Projects	1,900,000	0	0	1,676,559	90,421	133,020
MNPS	x-MNPSRosebank Elem Renovation	45017	80406317	6/22/2016	MNPS FY17 Capital Projects	1,000,000	0	0	1,000,000	0	0
MNPS	MNPS Technology	45017	80406417	6/22/2016	MNPS FY17 Capital Projects	16,000,000	0	0	16,000,000	0	0
MNPS	MNPS Transportation	45017	80406517	6/22/2016	MNPS FY17 Capital Projects	7,500,000	0	388	7,500,000	0	0
MNPS	MNPS L&L School Site Upgrades	45017	80406617	6/22/2016	MNPS FY17 Capital Projects	300,000	0	0	300,000	0	0
MNPS	MNPS Roof Repair Replacement	45017	80406717	6/22/2016	MNPS FY17 Capital Projects	2,340,768	0	213,110	2,273,878	1,650	65,240
MNPS	MNPS Overton HS Renovation	45017	80406817	6/22/2016	MNPS FY17 Capital Projects	11,750,000	0	(429,876)	11,210,500	539,500	0
MNPS	X - MNPS Environmental Remediation	45017	80406917	6/22/2016	MNPS FY17 Capital Projects	110,000	0	0	110,000	0	0

Metropolitan Government of Nashville and Davidson County
 Quarterly Financial Updates
 Inception through May 2021
 General Obligation Capital Projects

Department Description	Business Unit Description	Fund Number	Business Unit/Job Number	Project Approval Date	Fund Description	Budget	Period Actual Amount	YTD Actual	Inception to Date Actual	Encumbrance Amount	Remaining Balance
MNPS	MNPS L&L School Space Upgrades	45017	80407017	6/22/2016	MNPS FY17 Capital Projects	330,000	0	0	330,000	0	0
MNPS	MNPS HVAC Upgrades	45017	80407117	6/22/2016	MNPS FY17 Capital Projects	11,300,014	0	0	11,300,014	0	0
MNPS	MNPS Hillsboro HS Phase 2	45018	80401018	6/14/2017	MNPS FY18 Capital Projects	48,000,000	1,175,574	3,395,712	42,816,293	5,182,532	1,175
MNPS	x-MNPS Hillwood Land Acquisition	45018	80402018	6/14/2017	MNPS FY18 Capital Projects	10,200,000	0	0	10,200,000	0	0
MNPS	MNPS School of Arts Land Acq	45018	80403018	6/14/2017	MNPS FY18 Capital Projects	9,000,000	0	0	0	0	9,000,000
MNPS	MNPS ADA Compliance	45018	80404018	6/14/2017	MNPS FY18 Capital Projects	100,000	0	346	100,000	0	0
MNPS	MNPS Asbestos/Environmtl	45018	80405018	6/14/2017	MNPS FY18 Capital Projects	100,000	0	1,429	100,000	0	0
MNPS	MNPS Bus and Fleet	45018	80406018	6/14/2017	MNPS FY18 Capital Projects	1,000,000	0	11,887	1,000,000	0	0
MNPS	X - MNPS Electrical Upgrades	45018	80407018	6/14/2017	MNPS FY18 Capital Projects	550,000	0	0	550,000	0	0
MNPS	MNPS Emerg Constrcn/Contngncy	45018	80408018	6/14/2017	MNPS FY18 Capital Projects	2,078,000	(230)	(34,130)	1,946,927	147,813	(16,740)
MNPS	x - MNPS Exterior Bldg Improvmts	45018	80409018	6/14/2017	MNPS FY18 Capital Projects	800,000	0	0	800,000	0	0
MNPS	x - MNPS Interior Bldg Improvement	45018	80412018	6/14/2017	MNPS FY18 Capital Projects	1,000,000	0	0	1,000,000	0	0
MNPS	MNPS Paving Upgrades	45018	80413018	6/14/2017	MNPS FY18 Capital Projects	200,000	0	0	200,000	0	0
MNPS	MNPS Plumbing Upgrades	45018	80414018	6/14/2017	MNPS FY18 Capital Projects	100,000	0	0	100,000	0	0
MNPS	x - MNPS Roof Repair Replacement	45018	80415018	6/14/2017	MNPS FY18 Capital Projects	750,000	0	0	750,000	0	0
MNPS	MNPS School Safety Security	45018	80416018	6/14/2017	MNPS FY18 Capital Projects	150,000	0	0	150,000	0	0
MNPS	MNPS Tech Facility Infrastr Im	45018	80417018	6/14/2017	MNPS FY18 Capital Projects	1,000,000	0	0	1,000,000	0	0
MNPS	MNPS HVAC Upgrades/Repairs	45018	80418018	6/14/2017	MNPS FY18 Capital Projects	7,300,000	(28,475)	469,196	7,300,000	0	0
MNPS	ADM GSD MNPS FY21 Cap Contingency	45021	01411021	3/3/2021	MNPS FY21 Capital Projects	6,000,000	0	0	0	0	6,000,000
MNPS	MNPS Hillwood High Bellevue - Constr PH	45021	80401021	3/3/2021	MNPS FY21 Capital Projects	100,000,000	77,156	84,414	84,414	2,222,126	97,693,460
MNPS	MNPS Cane Ridge High School - Addition	45021	80402021	3/3/2021	MNPS FY21 Capital Projects	18,840,000	0	0	0	0	18,840,000
MNPS	MNPS Cane Ridge Middle - New (Design	45021	80403021	3/3/2021	MNPS FY21 Capital Projects	4,280,000	0	0	0	0	4,280,000
MNPS	MNPS Environmental Remediation / Testi	45021	80404021	3/3/2021	MNPS FY21 Capital Projects	250,000	0	0	0	0	250,000
MNPS	MNPS ADA Compliance	45021	80405021	3/3/2021	MNPS FY21 Capital Projects	1,000,000	0	0	0	0	1,000,000
MNPS	MNPS HVAC Upgrades	45021	80406021	3/3/2021	MNPS FY21 Capital Projects	61,600,000	352,100	352,100	352,100	7,141,636	54,106,264
MNPS	MNPS Emergency Construction/Contingnc	45021	80407021	3/3/2021	MNPS FY21 Capital Projects	5,000,000	0	0	0	0	5,000,000
MNPS	MNPS Technology	45114	80410100	2/5/2014	MNPS FY14B Capital Projects	6,000,000	0	0	6,000,000	0	0
MNPS	MNPS Hillsboro HS Phase 2	45118	80401118	11/22/2017	MNPS FY18B Capital Projects	8,000,000	(2,598)	1,314,178	4,226,465	3,569,175	204,360
MNPS	MNPS School of Arts Land Acq	45118	80402118	11/22/2017	MNPS FY18B Capital Projects	2,300,000	0	0	0	0	2,300,000
MNPS	MNPS Emergency Contngncy	45118	80405118	11/22/2017	MNPS FY18B Capital Projects	610,000	0	248,160	542,559	76,287	(8,846)
MNPS	MNPS Interior Bldg Improvement	45118	80406118	11/22/2017	MNPS FY18B Capital Projects	1,000,000	0	0	1,000,000	0	0
MNPS	X - MNPS Paving Upgrades	45118	80407118	11/22/2017	MNPS FY18B Capital Projects	250,000	0	0	250,000	0	0
MNPS	MNPS Roof Repair Replacement	45118	80408118	11/22/2017	MNPS FY18B Capital Projects	1,000,000	0	0	1,000,000	0	0
MNPS	MNPS Tech Facility Infrastr Im	45118	80409118	11/22/2017	MNPS FY18B Capital Projects	1,925,000	0	317,324	1,925,000	0	0
MNPS	MNPS ADA Compliance	45118	80410118	11/22/2017	MNPS FY18B Capital Projects	75,000	0	0	75,000	0	0
MNPS	MNPS Bus and Fleet	45118	80411118	11/22/2017	MNPS FY18B Capital Projects	2,500,000	0	670	2,500,000	0	0
MNPS	ADM MNPS FY19B Capital Conting	45119	01411119	10/22/2018	MNPS FY19B Capital Projects	0	0	0	0	0	0
MNPS	MNPS Hillwood HS Phase 1	45119	80401119	10/22/2018	MNPS FY19B Capital Projects	10,000,000	101,144	1,058,072	9,542,291	1,254,569	(796,860)
MNPS	MNPS School Imprvmts Small Pr	45119	80402119	10/22/2018	MNPS FY19B Capital Projects	2,000,000	16,010	181,257	1,419,217	191,970	388,813
MNPS	MNPS Interior Building Imprvmt	45119	80405119	10/22/2018	MNPS FY19B Capital Projects	1,000,000	0	0	924,939	75,061	0
MNPS	MNPS HVAC Upgrades	45119	80406119	10/22/2018	MNPS FY19B Capital Projects	9,900,000	0	844,902	9,900,000	0	0
MNPS	MNPS Plumbing Upgrades	45119	80407119	10/22/2018	MNPS FY19B Capital Projects	1,820,000	0	96,374	1,820,000	0	0
MNPS	MNPS Electrical Upgrades	45119	80408119	10/22/2018	MNPS FY19B Capital Projects	2,900,000	(4,947)	202,266	2,900,000	0	0
MNPS	MNPS Exterior Building Imprvmt	45119	80409119	10/22/2018	MNPS FY19B Capital Projects	1,000,000	(24,042)	(9,342)	938,251	61,847	(98)
MNPS	MNPS School Safety Security	45119	80410119	10/22/2018	MNPS FY19B Capital Projects	250,000	445	12,922	250,000	0	0
MNPS	MNPS Bus Fleet Replacement	45119	80411119	10/22/2018	MNPS FY19B Capital Projects	5,000,000	(7,079)	29,957	4,640,103	329,105	30,792
MNPS	MNPS Maplewood Athletic Upgrad	45119	80412119	10/22/2018	MNPS FY19B Capital Projects	1,900,000	31,389	157,836	1,733,013	8,366	158,621

Metropolitan Government of Nashville and Davidson County
 Quarterly Financial Updates
 Inception through May 2021
 General Obligation Capital Projects

Department Description	Business Unit Description	Fund Number	Business Unit/Job Number	Project Approval Date	Fund Description	Budget	Period Actual Amount	YTD Actual	Inception to Date Actual	Encumbrance Amount	Remaining Balance
MNPS	MNPS Site Improvements	45119	80413119	10/22/2018	MNPS FY19B Capital Projects	1,000,000	(23)	966	895,306	104,669	25
MNPS	MNPS Roof Repair Replacements	45119	80414119	10/22/2018	MNPS FY19B Capital Projects	1,000,000	0	5,325	1,000,000	0	0
MNPS	MNPS Paving Upgrades	45119	80415119	10/22/2018	MNPS FY19B Capital Projects	1,000,000	0	3,306	978,279	43,443	(21,722) *
MNPS	MNPS Environmntl Remedtn Test	45119	80416119	10/22/2018	MNPS FY19B Capital Projects	280,000	0	88,557	236,955	49,481	(6,436) *
MNPS	MNPS Casework Furn Lab Upgrade	45119	80417119	10/22/2018	MNPS FY19B Capital Projects	1,000,000	(1,620)	2,587	639,230	19,060	341,710
MNPS	MNPS Tech Improve Replace	45119	80418119	10/22/2018	MNPS FY19B Capital Projects	15,000,000	(369,834)	2,597,028	13,551,550	1,148,884	299,566
MNPS	MNPS ADA Compliance	45119	80419119	10/22/2018	MNPS FY19B Capital Projects	400,000	10,231	84,991	189,158	18,007	192,835
MNPS	MNPS Cntrl Svcs Furniture Equ	45119	80420119	10/22/2018	MNPS FY19B Capital Projects	150,000	0	510	150,000	0	0
MNPS	MNPS Emrgncy Constructn Contng	45119	80421119	10/22/2018	MNPS FY19B Capital Projects	5,900,000	0	0	0	144,050	5,755,950
MNPS	MNPS Pre K and K4 Playgrounds	45119	80422119	10/22/2018	MNPS FY19B Capital Projects	300,000	0	0	165,149	6,517	128,334
MNPS	MNPS Project Management	45119	80423119	10/22/2018	MNPS FY19B Capital Projects	100,000	0	40,523	100,000	0	0
MNPS	MNPS Schools R12 Project	45119	80424119	10/22/2018	MNPS FY19B Capital Projects	1,000,000	0	0	1,000,000	0	0
MNPS	ADM GSD MNPS FY20B Cap Proj Contng	45220	01433220	3/18/2020	MNPS FY20B Cap Projs RS2020-2	4,397,400	0	0	0	0	4,397,400
MNPS	MNPS Goodlettsville Elem Replacement	45220	80400220	3/18/2020	MNPS FY20B Cap Projs RS2020-2	22,860,000	(6,114)	390,090	390,090	1,117,198	21,352,712
MNPS	MNPS Lakeview Elem-Design	45220	80401220	3/18/2020	MNPS FY20B Cap Projs RS2020-2	2,400,000	7,750	7,750	7,750	1,444,470	947,780
MNPS	MNPS Pearl Cohn High-Track & Stadium	45220	80402220	3/18/2020	MNPS FY20B Cap Projs RS2020-2	1,240,000	38,656	161,809	161,809	540,676	537,515
MNPS	MNPS Office of School Improvement Proj	45220	80403220	3/18/2020	MNPS FY20B Cap Projs RS2020-2	500,000	0	0	0	0	500,000
MNPS	MNPS Central Service-Furniture & Equip	45220	80404220	3/18/2020	MNPS FY20B Cap Projs RS2020-2	100,000	0	0	0	0	100,000
MNPS	MNPS School Safety & Security	45220	80405220	3/18/2020	MNPS FY20B Cap Projs RS2020-2	200,000	0	85,759	85,759	0	114,241
MNPS	MNPS Bus & Fleet Vehicle Replacement	45220	80406220	3/18/2020	MNPS FY20B Cap Projs RS2020-2	4,800,000	0	0	0	1,494,835	3,305,165
MNPS	MNPS Tech-Facility Infrastructure Impr	45220	80407220	3/18/2020	MNPS FY20B Cap Projs RS2020-2	6,900,000	0	0	0	1,740,000	5,160,000
MNPS	MNPS ADA Compliance	45220	80408220	3/18/2020	MNPS FY20B Cap Projs RS2020-2	500,000	0	0	0	0	500,000
MNPS	MNPS Emergency Construction/Contingnt	45220	80409220	3/18/2020	MNPS FY20B Cap Projs RS2020-2	2,350,000	0	0	0	0	2,350,000
MNPS	MNPS Electrical Upgrades	45220	80410220	3/18/2020	MNPS FY20B Cap Projs RS2020-2	7,430,000	273,256	1,732,521	1,787,739	4,510,200	1,132,061
MNPS	MNPS HVAC Upgrades	45220	80420220	3/18/2020	MNPS FY20B Cap Projs RS2020-2	20,700,000	(542,802)	8,282,678	9,456,064	6,847,637	4,396,299
MNPS	MNPS Roof Repair/Replacement	45220	80430220	3/18/2020	MNPS FY20B Cap Projs RS2020-2	1,000,000	0	569,766	647,613	172,415	179,972
MNPS	MNPS Exterior Building Improvements	45220	80440220	3/18/2020	MNPS FY20B Cap Projs RS2020-2	700,000	3,765	77,302	77,301	566,081	56,618
MNPS	MNPS Interior Building Improvements	45220	80450220	3/18/2020	MNPS FY20B Cap Projs RS2020-2	500,000	46,265	(93,295)	(93,295)	81,210	512,085
MNPS	MNPS Plumbing Upgrades	45220	80460220	3/18/2020	MNPS FY20B Cap Projs RS2020-2	400,000	0	174,098	86,201	89,003	224,796
MNPS	MNPS Environmental Remediation	45220	80470220	3/18/2020	MNPS FY20B Cap Projs RS2020-2	200,000	3,487	41,355	41,355	133,816	24,829
MNPS	MNPS Building Energy Upgrades	45220	80480220	3/18/2020	MNPS FY20B Cap Projs RS2020-2	70,000	0	0	0	0	70,000
MNPS	MNPS Tornado Rpr Churchwell	45220	80491220	3/18/2020	MNPS FY20B Cap Projs RS2020-2	1,144,000	0	10,507	12,309	0	1,131,691
MNPS	MNPS Tornado Rpr Lockeland	45220	80492220	3/18/2020	MNPS FY20B Cap Projs RS2020-2	198,000	0	0	0	0	198,000
MNPS	MNPS Tornado Rpr Meigs Magnet	45220	80493220	3/18/2020	MNPS FY20B Cap Projs RS2020-2	6,380,000	130,064	728,709	1,596,079	240,997	4,542,924
MNPS	MNPS Tornado Misc Repairs/Clean-Up	45220	80494220	3/18/2020	MNPS FY20B Cap Projs RS2020-2	154,000	(9)	4,546	12,176	15,712	126,112
MNPS	MNPS Tornado Tech Repairs	45220	80495220	3/18/2020	MNPS FY20B Cap Projs RS2020-2	250,000	0	0	0	0	250,000
MNPS	MNPS Tornado Large Repair Contingency	45220	80496220	3/18/2020	MNPS FY20B Cap Projs RS2020-2	624,000	0	11,190	135,788	340	487,872
MNPS TOTALS						1,126,484,590	1,422,853	37,378,362	822,095,374	44,602,442	259,786,773
						* Overage due to Encumbrances. Negative Balance will Clear as Actual Payments are Made or Encumbrances are cancelled.					
						** Overage due to Mis-Applied Payment and is in the Process of Being Corrected.					
GRAND TOTAL						4,062,825,553	10,344,281	145,357,148	3,049,828,559	142,107,891	870,889,104