

TREASURER'S QUARTERLY
REPORT TO COUNCIL
01/01/22 - 03/31/22



Kelly Flannery


Finance Director

Michell Bosch

Treasurer

Heidi Hoeffner

Finance Manager



DEBT PRESENTATION

- Current Debt Status
- Debt Service
- Debt Projections



CURRENT DEBT STATUS

- General Obligation Debt
- Water and Sewer Revenue Debt
- Convention Center Authority Debt
- Sports Authority Debt
- Tax Anticipation Notes



GENERAL OBLIGATION DEBT

	Principal	Interest	Total
GO Debt at 12/31/2021	\$ 3,176,335,000	\$ 939,788,532	\$ 4,116,123,532
GO Debt Payments	(35,775,000)	(66,665,930)	(102,440,930)
GO Debt at 03/31/22	<u>\$ 3,140,560,000</u>	<u>\$ 873,122,602</u>	<u>\$ 4,013,682,602</u>
State Loans for Schools at 12/31/2021 ⁽¹⁾	\$ 18,814,019	\$ 11,195,014	\$ 30,009,033
State Loan Debt Payments	(884,107)	(550,028)	(1,434,135)
Interest Earned	(1)	(66)	(67)
State Loans as of 03/31/2022	<u>\$ 17,929,911</u>	<u>\$ 10,644,920</u>	<u>\$ 28,574,831</u>
(1) Total GO Bonded Debt at 03/31/2022	<u>\$ 3,158,489,911</u>	<u>\$ 883,767,522</u>	<u>\$ 4,042,257,433</u>

Source: Treasury Debt Schedules



GO COMMERCIAL PAPER

	Principal
GO Commercial Paper at 12/31/2021	\$ 200,000,000
Commercial Paper Draw 02/18/2022	\$ 50,000,000
Total GO Commercial Paper Outstanding at 03/31/2022	<u>\$ 250,000,000</u>
Commercial Paper Interest Payments ⁽¹⁾	<u>\$ 51,420</u>

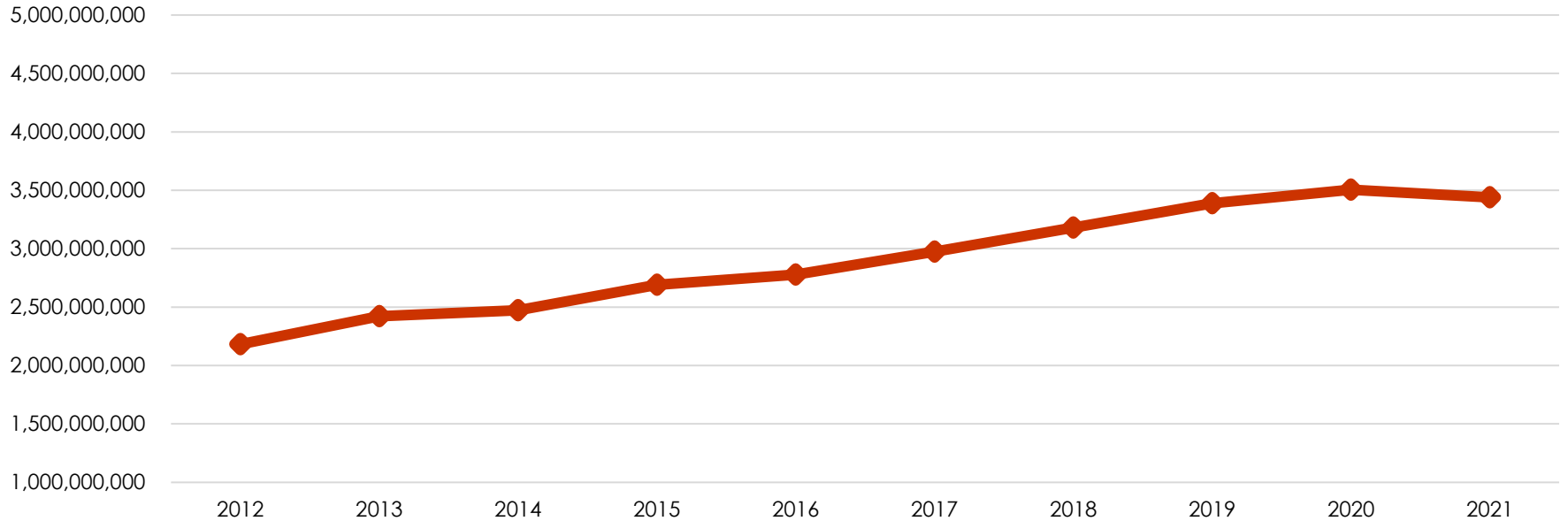
⁽¹⁾Commercial paper interest is variable rate

Source: Treasury Debt Schedules



10 YEAR HISTORY OF GENERAL OBLIGATION PRINCIPAL BALANCE

GO Outstanding Bond and Commercial Paper Principal Balance



Source: Treasury Debt Schedules

Mayor John Cooper

Metropolitan Government of Nashville and Davidson County



OUTSTANDING WATER AND SEWER DEBT

	Principal	Interest
Water and Sewer Debt at 12/31/2021	\$ 1,281,625,000	\$ 798,057,922
Water and Sewer Debt Payments	-	(22,012,497)
Total Water and Sewer Debt at 03/31/2022	<u>\$ 1,281,625,000</u>	<u>\$ 776,045,425</u>

Source: Treasury Debt Schedules



WATER AND SEWER COMMERCIAL PAPER

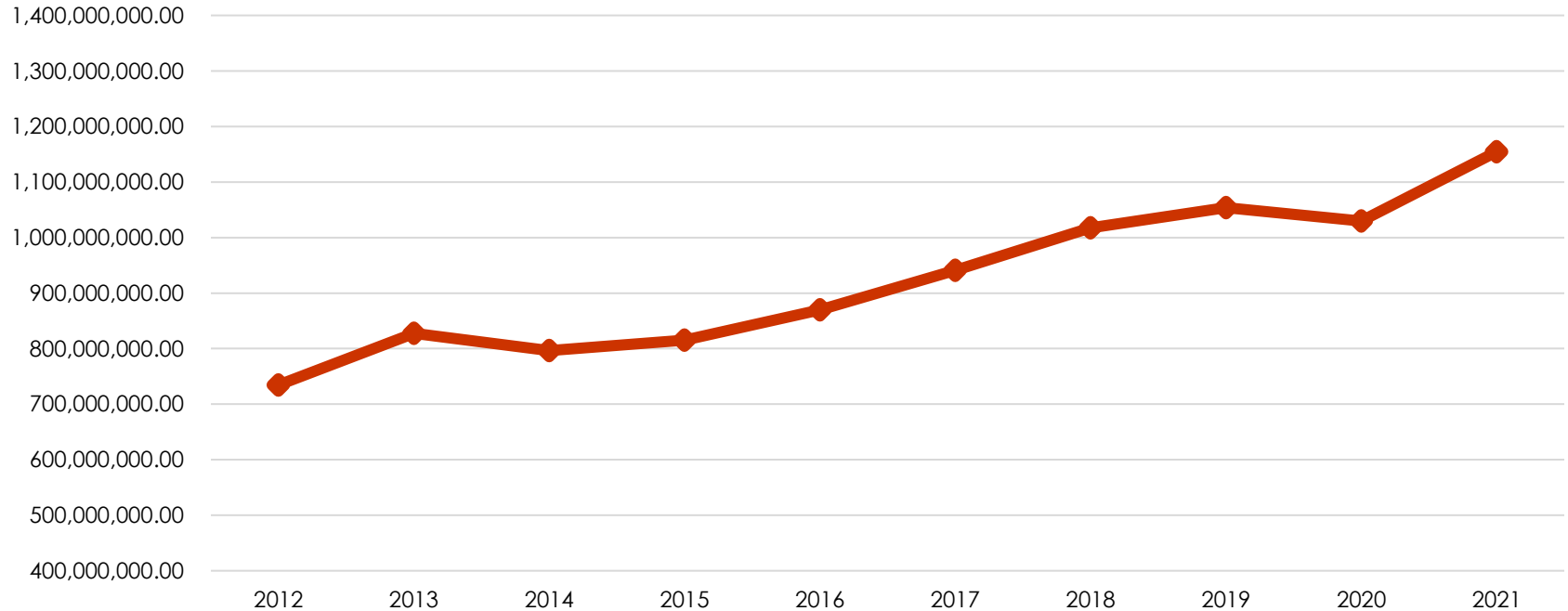
	Principal
Water & Sewer Commercial Paper at 12/31/2021	\$ 50,000,000
Commercial Paper Draw 03/14/2022	25,000,000
Total W&S Commercial Paper Outstanding at 03/31/2022	<u>\$ 75,000,000</u>
Commercial Paper Interest Payments ⁽¹⁾	<u>\$ 3,633</u>

(1) Commercial paper interest is variable rate

Source: Treasury Debt Schedules



10 YEAR HISTORY OF WATER AND SEWER PRINCIPAL BALANCE



Source: Treasury Debt Schedules



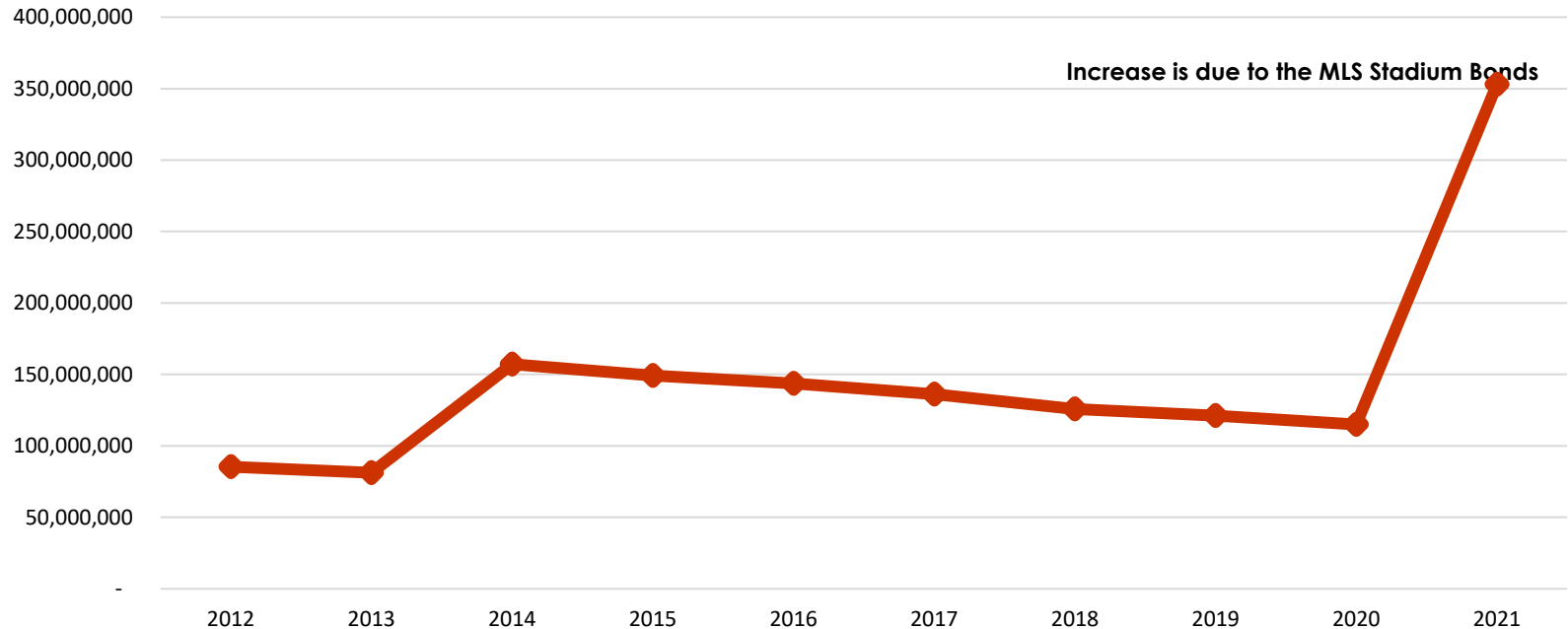
OUTSTANDING SPORTS AUTHORITY DEBT

	Principal	Interest	Total
Sports Authority Debt at 12/31/2021	\$ 346,360,000	\$ 151,324,848	\$ 497,684,848
Sports Authority Debt Payments	-	(4,548,018)	(4,548,018)
Total Sports Authority Debt at 03/31/2022	<u>\$ 346,360,000</u>	<u>\$ 146,776,830</u>	<u>\$ 493,136,830</u>

Source: Treasury Debt Schedules



10 YEAR HISTORY OF SPORTS AUTHORITY PRINCIPAL BALANCE



Source: Treasury Debt Schedules



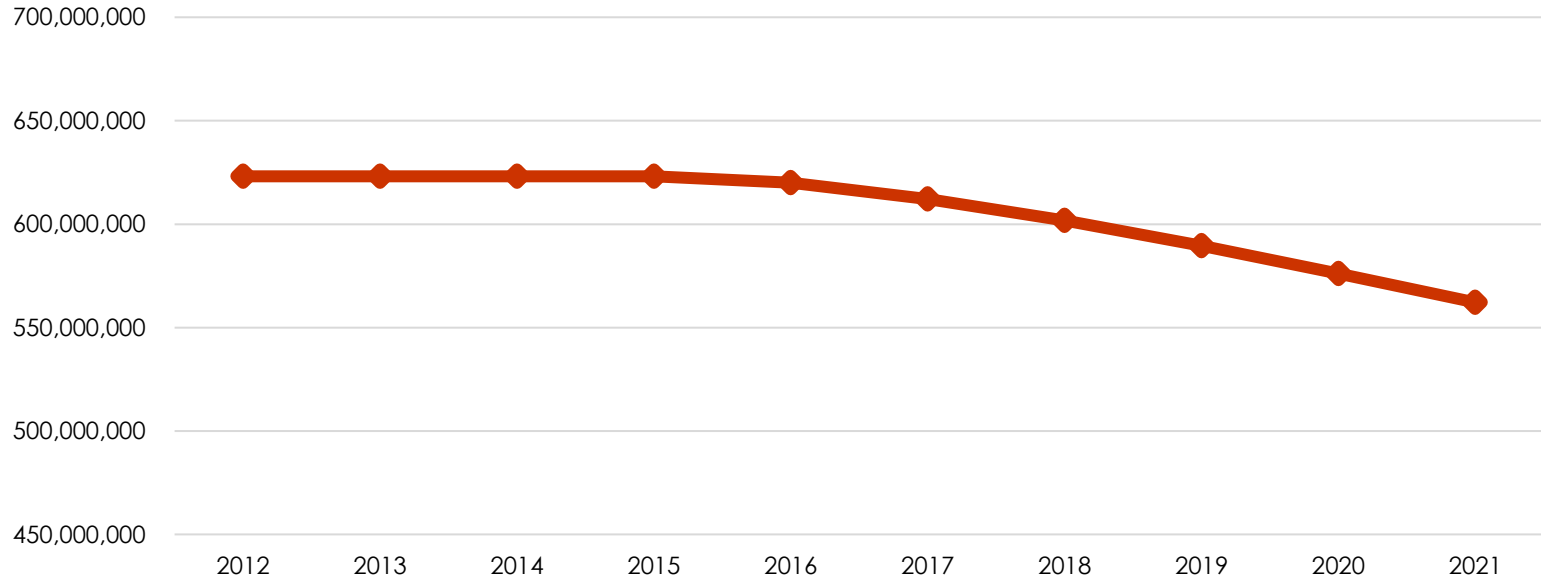
OUTSTANDING CONVENTION CENTER DEBT

	Principal	Interest	Total
Convention Center Debt at 12/31/2021	\$ 547,735,000	\$ 502,075,902	\$ 1,049,810,902
Convention Center Debt Payments	-	(18,573,429)	\$ (18,573,429)
Total Convention Center Debt at 03/31/2022	<u>\$ 547,735,000</u>	<u>\$ 483,502,473</u>	<u>\$ 1,031,237,473</u>

Source: Treasury Debt Schedules



10 YEAR HISTORY OF CONVENTION CENTER PRINCIPAL BALANCE



Source: Treasury Debt Schedules



TAX ANTICIPATION NOTES

- A tax anticipation note (TAN) is a short-term borrowing instrument authorized by the state to assist local governments match cash availability with cash needs
- Example – property tax revenue is collected October through February while spending based on that revenue begins July 1st
- Borrowing may be from either internal or external sources



TAX ANTICIPATION NOTES (CONT)

- TANs must be approved by the State Comptroller prior to the notes being issued
- TANs are required to be paid back within the same fiscal year
- Metro's cashflow needs begin July 1st



TAX ANTICIPATION NOTES (CONT)

TANS Debt 12/31/2021	100,332,222
01/01/2022 - 01/26/2022 Interest Amount (.65%)	45,139
TANS Debt Payment	(100,377,361)
Total TANS Debt at 03/31/2022	<u>\$ 0</u>



DEBT PRESENTATION

Debt Service

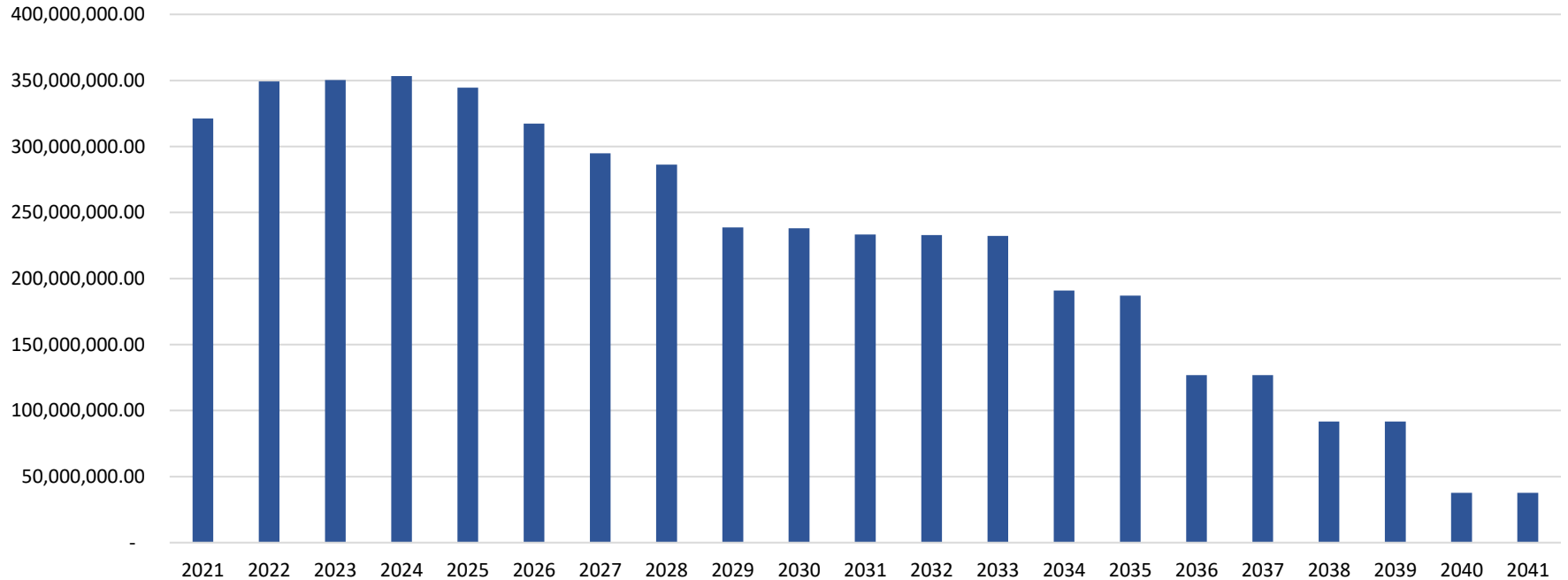


DEBT RATIOS

Fiscal Year	Debt Per Capita	% Debt Service to Total General Expenditures	Debt Service Coverage
2012	\$ 3,267	5.00%	1.4
2013	3,898	6.40%	1.6
2014	3,683	9.10%	1.5
2015	3,452	9.50%	1.9
2016	3,910	9.20%	1.6
2017	4,380	9.40%	1.4
2018	4,104	10.00%	1.3
2019	4,934	10.50%	1.5
2020	4,498	12.00%	1.9
2021	5,090	11.10%	2.5
10 Year Average	4,122	9.22%	1.7
Source: 2021 Comprehensive Annual Financial Report			



ANNUAL GENERAL OBLIGATION DEBT SERVICE



Source: Treasury Debt Schedules



ANNUAL DEBT SERVICE BY BOND ISSUE

Bond Series	2010B BAB Series	2011 Refunding Series	2012 QECB Series	2012 Refunding Series	2012A DES Refunding Series	2012B Refunding Series	2013 Refunding Series	2013A Series	2015A Refunding Series
2022	14,381,925	12,366,625	216,835	33,948,344	3,435,800	8,348,500	2,532,950	15,730,350	13,306,875
2023	14,381,925	-	216,835	46,525,250	3,435,350	8,350,483	2,532,950	16,523,350	13,309,000
2024	14,381,925	-	216,835	-	3,035,525	22,347,311	30,649,100	-	13,308,250
2025	14,381,925	-	216,835	-	3,435,775	29,832,095	30,652,625	-	13,313,125
2026	14,381,925	-	216,835	-	3,430,775	-	-	-	10,601,625
2027	28,210,730	-	216,835	-	4,265,600	-	-	-	3,951,375
2028	38,813,052	-	6,548,417	-	3,427,400	-	-	-	-
2029	38,291,838	-	-	-	3,416,700	-	-	-	-
2030	37,748,127	-	-	-	3,416,900	-	-	-	-
2031	37,184,777	-	-	-	3,412,700	-	-	-	-
2032	36,599,506	-	-	-	3,409,000	-	-	-	-
2033	35,994,889	-	-	-	3,399,625	-	-	-	-
2034	35,363,500	-	-	-	3,397,875	-	-	-	-
2035	34,707,914	-	-	-	-	-	-	-	-
2036									
2037									
2038									
2039									
2040									
2041									
Total	394,823,959	12,366,625	7,849,426	80,473,594	44,919,025	68,878,389	66,367,625	32,253,700	67,790,250

Source: Treasury Debt Schedules



ANNUAL DEBT SERVICE BY BOND ISSUE

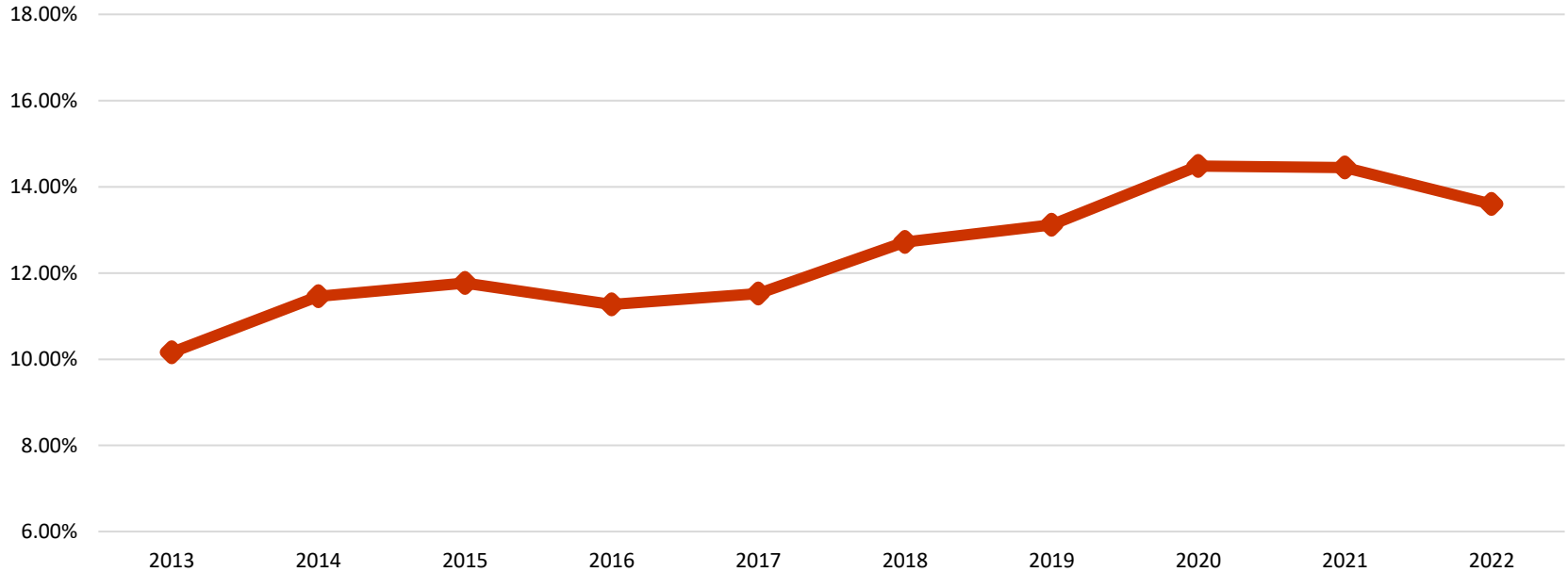
CONTINUED

Bond Series	2015B	2015C	2016			2021A	2021B	2021C	Total All
	Refunding Series		Refunding Series	2017 Series	2018 Series	Refunding Series	Refunding Series		
2022	14,993,814	21,551,325	13,294,350	35,287,113	53,816,975	50,718,560	17,514,105	37,829,916	349,274,362
2023	14,968,163	21,551,200	13,294,450	35,288,238	53,817,850	32,165,875	36,087,842	37,828,475	350,277,236
2024	940,745	21,551,325	40,724,250	35,286,988	53,815,475	30,827,250	48,341,661	37,831,975	353,258,615
2025	940,745	21,549,300	45,055,250	35,285,988	53,816,600	16,852,750	41,485,845	37,831,975	344,650,832
2026	7,678,384	21,551,200	42,320,250	35,287,613	53,817,725	9,356,625	80,820,417	37,831,225	317,294,599
2027	7,665,390	21,551,875	39,998,250	35,288,744	53,815,350	3,013,500	58,960,885	37,832,225	294,770,759
2028	7,650,303	21,551,250	38,310,250	35,287,300	53,815,725		43,146,846	37,832,225	286,382,768
2029	4,149,007	21,550,625	38,308,750	35,287,200	53,819,000		6,067,186	37,828,475	238,718,781
2030	4,141,083	-	38,306,000	35,286,900	53,815,775		27,620,590	37,828,225	238,163,599
2031	-	-	38,309,250	35,289,700	53,817,900		27,621,318	37,828,225	233,463,870
2032	-	-	16,200,000	35,288,900	53,816,525		49,732,739	37,830,825	232,877,495
2033	-	-	15,600,000	35,287,800	53,816,900		50,333,863	37,832,625	232,265,702
2034	-	-	-	35,289,500	53,815,500		25,336,606	37,830,775	191,033,756
2035	-	-	-	35,287,100	53,817,400		25,339,277	37,831,175	186,982,866
2036				35,288,600	53,817,300			37,832,925	126,938,825
2037				35,286,900	53,817,300			37,832,125	126,936,325
2038					53,819,300			37,831,000	91,650,300
2039					53,815,200			37,832,000	91,647,200
2040								37,829,000	37,829,000
2041								37,831,800	37,831,800
Total	63,127,634	172,408,100	379,721,050	564,604,581	968,703,800	142,934,560	538,409,179	756,617,191	4,362,248,689

Source: Treasury Debt Schedules



TOTAL DEBT SERVICE AS A PERCENTAGE OF OPERATING BUDGET



Source: Treasury Debt Schedules



DEBT PRESENTATION

Debt Projections



GO AUTHORIZED/UN-BONDED DEBT

Approved Capital Spending Plans Authorizing the Issuance of General Obligation Bonds

Prior Approved Capital Spending	\$ 4,678,900,686
Total Bonds Issued	(2,928,790,000)
Total Authorized/Un-Bonded Debt at 03/31/2022	<u>\$ 1,750,110,686</u>

These amounts include all authorized & de-authorized capital spending plans and bonds issued since 2009

Source: Treasury Debt Schedules



WATER & SEWER AUTHORIZED/UN-BONDED DEBT

Approved Capital Spending Plans Authorizing the Issuance of Water and Sewer Bonds

Prior Approved Capital Spending	\$ 2,000,000,000
Total Bonds Issued	(1,239,655,000)
Total Authorized/Un-Bonded Debt at 03/31/2022	<u>760,345,000</u>

These amounts include all authorized & de-authorized capital spending plans and bonds issued since 2009

Source: Treasury Debt Schedules



COMMERCIAL PAPER

- Commercial paper is used as a form of bond anticipation notes
- Notes are issued as needed not to exceed authorized limits
- Funds can only be spent on projects previously approved in capital spending plans
- Provides lower cost interim financing until long-term bonds are issued
- Only a financing method – not additional spending authority



COMMERCIAL PAPER (CONT.)

- Interest rates on commercial paper notes ranged from .10% to .50% for new issues and rolls during the quarter
- As of March 31, 2022 outstanding GO CP is \$250 million
- As of March 31, 2022 outstanding W&S CP is \$75 million
- Projecting GO Bond Issue in Summer of 2022 to take out \$350 million of commercial paper and fund \$300 million future capital expenditures
- Projecting GO Bond Issue in Spring of 2025 to take out \$650 million of commercial paper
- Projecting GO Bond Issue in Summer of 2026 to take out \$450 million of commercial paper

*Projection of bond issues based on historical commercial paper spending and does not contemplate CSP



FUTURE DEBT SERVICE TO FUND EXISTING AUTHORIZATIONS

Period	Existing	Projected GO Bonds	Projected GO Bonds	Projected GO Bonds	Aggregate	Change in Annual Debt
Ending	Debt Service (1)	Series 2022	Series 2025	Series 2026	Debt Service	Service from Prior Year
6/30/2023	\$ 350,277,236	\$ 44,733,250	\$ -	\$ -	\$ 395,010,486	45,736,124
6/30/2024	353,258,615	48,504,750	-	-	401,763,365	6,752,879
6/30/2025	344,650,832	48,505,000	-	-	393,155,832	(8,607,533)
6/30/2026	317,294,599	48,502,250	51,422,144	-	417,218,993	24,063,161
6/30/2027	294,770,759	48,504,250	51,424,000	35,238,863	429,937,871	12,718,878
6/30/2028	286,382,768	48,503,250	51,426,500	35,239,250	421,551,768	(8,386,103)
6/30/2029	238,718,781	48,506,750	51,423,000	35,242,000	373,890,531	(47,661,237)
6/30/2030	238,163,599	48,506,750	51,426,250	35,239,750	373,336,349	(554,182)
6/30/2031	233,463,870	48,505,500	51,423,250	35,241,000	368,633,620	(4,702,729)
6/30/2032	232,877,495	48,505,000	51,426,500	35,238,750	368,047,745	(585,875)
6/30/2033	232,265,702	48,507,000	51,422,750	35,241,250	367,436,702	(611,043)
6/30/2034	191,033,756	48,503,000	51,424,250	35,241,250	326,202,256	(41,234,446)
6/30/2035	186,982,866	48,504,750	51,422,500	35,241,750	322,151,866	(4,050,391)
6/30/2036	126,938,825	48,503,250	51,424,250	35,240,500	262,106,825	(60,045,041)
6/30/2037	126,936,325	48,504,750	51,425,750	35,240,250	262,107,075	250
6/30/2038	91,650,300	48,505,000	51,423,250	35,238,500	226,817,050	(35,290,025)
6/30/2039	91,647,200	48,504,750	51,423,000	35,237,750	226,812,700	(4,350)
6/30/2040	37,829,000	48,504,500	51,425,750	35,240,250	172,999,500	(53,813,200)
6/30/2041	37,831,800	48,504,500	51,427,000	35,238,000	173,001,300	1,800
6/30/2042	-	48,504,750	51,422,250	35,238,250	135,165,250	(37,836,050)
6/30/2043	-	-	51,422,000	35,237,750	86,659,750	(48,505,500)
6/30/2044	-	-	51,426,000	35,238,250	86,664,250	4,500
6/30/2045	-	-	51,423,750	35,241,250	86,665,000	750
6/30/2046	-	-	-	35,238,000	35,238,000	(51,427,000)
	<u>\$ 4,012,974,327</u>	<u>\$ 966,323,000</u>	<u>\$ 1,028,484,144</u>	<u>\$ 704,792,613</u>	<u>\$ 6,712,574,084</u>	

(1) Fiscal Year End 2022 debt has all been paid.

* These numbers are based on preliminary analysis done April 20, 2022 and are subject to change.

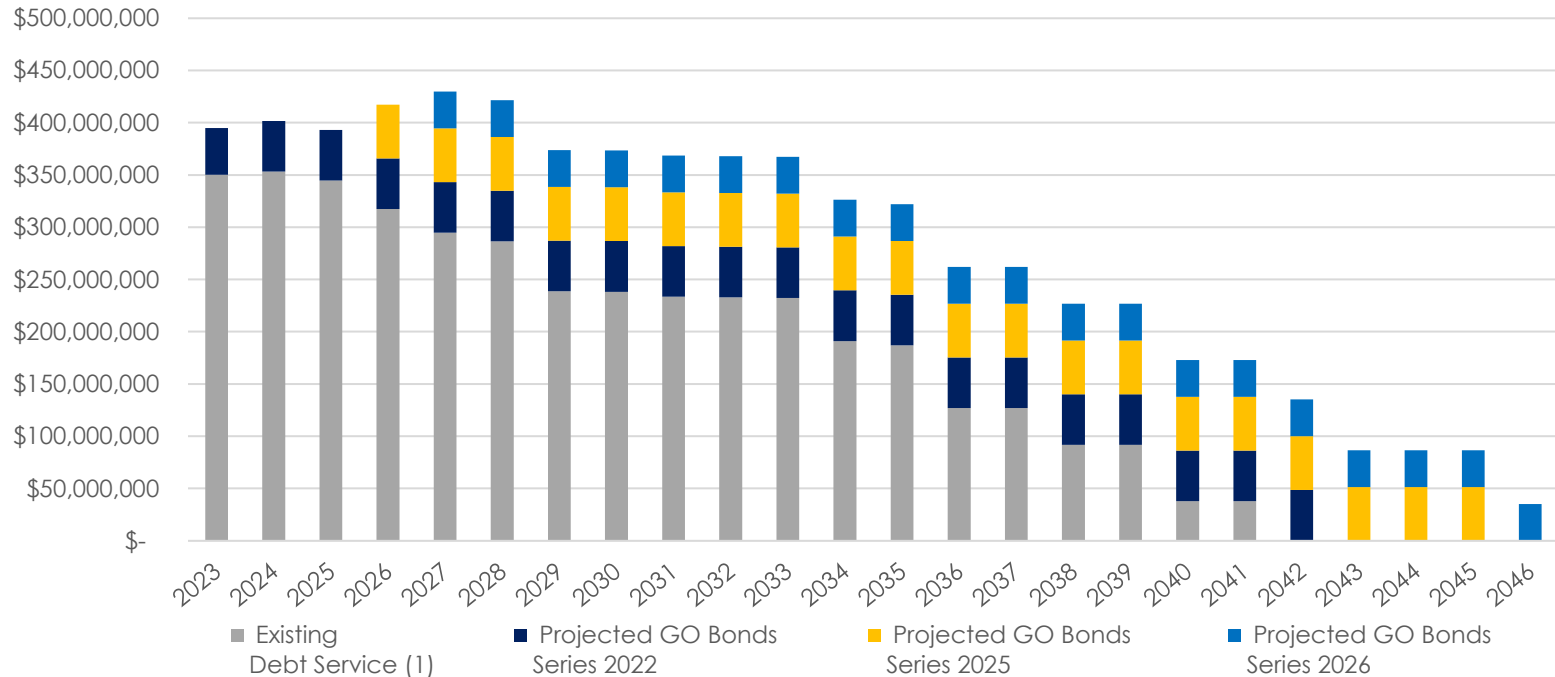
Source: Hilltop Securities

Mayor John Cooper

Metropolitan Government of Nashville and Davidson County



FUTURE DEBT SERVICE TO FUND EXISTING AUTHORIZATIONS (CONT.)



(1) Fiscal Year End 2022 debt has all been paid.

* These numbers are based on preliminary analysis done April 20, 2022 and are subject to change.

Source: Hilltop Securities

Mayor John Cooper



Metropolitan Government of Nashville and Davidson County
 Quarterly Financial Updates
 Inception through February 2022
 General Obligation Capital Projects

Department Description	Business Unit Description	Fund Number	Business Unit/Job Number	Project Approval Date	Fund Description	Budget	Period Actual Amount	YTD Actual	Inception to Date Actual	Encumbrance Amount	Remaining Balance
Administrative	ADM GSD Contingency CF to FY10	40009	01401010	6/10/2009	GSD FY10 Capital Projects Fund	169,187	0	0	169,187	0	0
Administrative	ADM GSD Cap Recall Contingency	40009	01401210	6/10/2009	GSD FY10 Capital Projects Fund	0	0	0	0	0	0
Administrative	x-ADM ADA Compliance Projects	40009	01403010	6/10/2009	GSD FY10 Capital Projects Fund	1,090,331	0	0	1,090,331	0	0
Administrative	x-ADM CJC Renovation	40009	01405010	6/10/2009	GSD FY10 Capital Projects Fund	2,086,643	0	0	1,586,643	0	500,000
Administrative	x-ADM Energy RetroFit Projects	40009	01406010	6/10/2009	GSD FY10 Capital Projects Fund	1,920,144	0	0	1,920,144	0	0
Administrative	x-ADM AABirch Closeout	40009	01407010	6/10/2009	GSD FY10 Capital Projects Fund	1,358,477	0	0	1,358,477	0	0
Administrative	x-ADM City Hall Closeout	40009	01408010	6/10/2009	GSD FY10 Capital Projects Fund	9,510	0	0	9,510	0	0
Administrative	ADM Major Maint Facilities	40009	01409010	6/10/2009	GSD FY10 Capital Projects Fund	701,381	0	0	701,381	0	0
Administrative	x-ADM Fulton CF to FY10	40009	01410010	6/10/2009	GSD FY10 Capital Projects Fund	25,553,119	0	0	25,553,119	0	0
Administrative	ADM Metro Southeast	40009	01411010	6/10/2009	GSD FY10 Capital Projects Fund	768,643	0	0	768,643	0	0
Administrative	x-ADM Temp Train E911	40009	01413010	6/10/2009	GSD FY10 Capital Projects Fund	548,642	0	0	548,642	0	0
Administrative	x-ADM Courthouse Closeout	40009	01414010	6/10/2009	GSD FY10 Capital Projects Fund	248,637	0	0	248,637	0	0
Administrative	x-ADM Relocation Costs	40009	01415010	6/10/2009	GSD FY10 Capital Projects Fund	1,560	0	0	1,560	0	0
Administrative	x-ADM Roofing Projects	40009	01416010	6/10/2009	GSD FY10 Capital Projects Fund	2,289,775	0	0	2,289,775	0	0
Administrative	x-ADM Fulton Addi Infrac FY10	40009	01418010	6/10/2009	GSD FY10 Capital Projects Fund	1,050,000	0	0	1,050,000	0	0
Administrative	ADM GSD Contingency CF to FY11	40011	01401011	9/27/2010	GSD FY11 Capital Projects Fund	0	0	0	0	0	0
Administrative	ADM GSD Cap Recall Contingency	40011	01401211	9/27/2010	GSD FY11 Capital Projects Fund	0	0	0	0	0	0
Administrative	x-ADM Peterbilt Projects	40011	01410011	9/27/2010	GSD FY11 Capital Projects Fund	16,000,000	0	0	16,000,000	0	0
Administrative	x-ADM Hickory Hollow Projects	40011	01411011	9/27/2010	GSD FY11 Capital Projects Fund	17,997,991	0	0	17,997,991	0	0
Administrative	ADM Admin projects Recall	40011	01412011	9/27/2010	GSD FY11 Capital Projects Fund	121,120	(4,179)	(4,179)	116,941	4,179	0
Administrative	ADM GSD FY13 Cap Contingency	40013	01401013	6/19/2012	GSD FY13 Capital Projects Fund	0	0	0	0	0	0
Administrative	x-ADM Deferred Maint EvalRecall	40013	01401313	6/19/2012	GSD FY13 Capital Projects Fund	77,000	0	0	77,000	0	0
Administrative	x-ADM EconDev CapitolViewRecall	40013	01401413	6/19/2012	GSD FY13 Capital Projects Fund	724,416	0	0	724,417	0	(1)
Administrative	ADM GSD FY14 Cap Contingency	40014	01401014	6/12/2013	GSD FY14 Capital Projects	0	0	0	0	0	0
Administrative	ADM GSD Cap Recall Contingency	40014	01401214	6/12/2013	GSD FY14 Capital Projects	(251)	0	0	(251)	0	0
Administrative	ADM GSD FY15 Cap Contingency	40015	01401015	6/18/2014	GSD FY15 Capital Projects	0	0	0	0	0	0
Administrative	ADM GSD FY16 Cap Contingency	40016	01401016	6/10/2015	GSD FY16 Capital Projects	4,351,120	0	0	0	0	4,351,120
Administrative	ADM GSD Cap Recall Contingency	40016	01401216	6/10/2015	GSD FY16 Capital Projects	104,239	0	0	0	0	104,239
Administrative	x-ADM Nash State Comm Donelson	40016	01405016	6/10/2015	GSD FY16 Capital Projects	1,000,000	0	0	1,000,000	0	0
Administrative	ADM Nash State Comm Madison	40016	01406016	6/10/2015	GSD FY16 Capital Projects	1,000,000	0	0	1,000,000	0	0
Administrative	ADM GSD FY17 Cap Contingency	40017	01401017	6/22/2016	GSD FY17 Capital Projects	1,149,958	0	0	0	0	1,149,958
Administrative	ADM GSD FY17 Cap Contingency	40018	01401017	6/14/2017	GSD FY18 Capital Projects	0	0	0	0	0	0
Administrative	ADM GSD FY18 Cap Contingency	40018	01401018	6/14/2017	GSD FY18 Capital Projects	292,000	0	0	0	0	292,000
Administrative	ADM GSD Cap Recall Contingency	40018	01401211	3/3/2021	GSD FY18 Capital Projects	0	0	0	0	0	0
Administrative	ADM Affordable Housing	40018	01403018	6/10/2009	GSD FY18 Capital Projects	25,000,000	22,684	616,300	1,253,168	2,147,621	21,599,211
Administrative	ADM GSD FY21 Cap Contingency	40021	01401021	3/3/2021	GSD FY21 Cap Projs RS2021-757	7,000,000	0	0	0	0	7,000,000
Administrative	ADM GSD FY22 Capt Proj Contingency	40022	1401022	12/8/2021	GSD FY22 Cap Projs RS2021-1201	14,444,000	0	0	0	0	14,444,000

Metropolitan Government of Nashville and Davidson County
 Quarterly Financial Updates
 Inception through February 2022
 General Obligation Capital Projects

Department Description	Business Unit Description	Fund Number	Business Unit/Job Number	Project Approval Date	Fund Description	Budget	Period Actual Amount	YTD Actual	Inception to Date Actual	Encumbrance Amount	Remaining Balance
Administrative	ADM EconDev CapitolView-Recall	40109	01406310	2/12/2013	GSD FY10 Self-funding Cap Proj	1,346,982	0	0	786,340	0	560,642
Administrative	x-ADM Cap Proj Nash State Comm	40111	01405011	2/12/2013	X-GSD Cap Proj Nash St CommColl	1,000,000	0	0	1,000,000	0	0
Administrative	ADM GSD FY13B CapContingency	40113	01401113	2/12/2013	GSD FY13B Capital Projects	2,300,000	0	0	0	0	2,300,000
Administrative	ADM EconDev CapitolView-Recall	40113	01402313	11/22/2017	GSD FY13B Capital Projects	1,145,160	0	0	1,145,160	0	0
Administrative	ADM GSD Bridge Planning	40113	01421113	10/22/2018	GSD FY13B Capital Projects	200,000	0	0	185,175	0	14,825
Administrative	ADM GSD FY18B Cap Contingency	40118	01401118	6/10/2009	GSD FY18B Capital Projects	163,125	0	0	0	0	163,125
Administrative	ADM GSD FY19B Cap Contingency	40119	01401119	6/10/2009	GSD FY19B Capital Projects	1,591,400	0	0	0	0	1,591,400
Administrative	x-ADM Deferred Maint EvalRecall	40209	01407310	3/18/2020	GSD FY10 Non-BAB Capital Projs	63,081	0	0	63,081	0	0
Administrative	x-ADM Relocation Costs	40209	01415510	6/10/2009	GSD FY10 Non-BAB Capital Projs	91,524	0	0	91,524	0	0
Administrative	ADM GSD FY20B Cap Proj Contingency	40220	01431220	6/10/2009	GSD FY20B Cap Projs RS2020-213	5,673,300	0	0	0	0	5,673,300
Administrative	ADM GSD S/F Cap Recall Conting	40401	01440201	9/27/2010	GSD GSR FY10 SF 800 MHzUpgra	152,131	0	0	0	0	152,131
Administrative	ADM USD Contingency CF to FY11	48011	01402011	2/12/2013	USD FY11 Capital Projects Fund	6,879	0	0	6,879	0	0
	ADMINISTRATIVE TOTALS					140,791,225	18,505	612,121	78,743,475	2,151,800	59,895,950
Election Comm	x-ELE Votor Reg Systems	40009	05401010	6/10/2009	GSD FY10 Capital Projects Fund	42,375	0	0	42,375	0	0
Election Comm	ELE Voting Machine Replacement	40119	05400119	6/10/2009	GSD FY19B Capital Projects	3,000,000	0	0	1,611,335	8,500	1,380,165
	ELECTION COMMISSION TOTALS					3,042,375	0	0	1,653,710	8,500	1,380,165
Planning Comm	PLA Neighbrhd Planning & Infrstr Studies	40021	07401021	3/3/2021	GSD FY21 Cap Projs RS2021-757	900,000	0	0	0	0	900,000
Planning Comm	PLA EastBk Planning-OpenSpace&Infr S	40021	07402021	3/3/2021	GSD FY21 Cap Projs RS2021-757	538,000	6,808	(23,093)	538,000	0	0
Planning Comm	PLA Nghbrhood Plan'g & Infrstrctr Study	40022	07401022	12/8/2021	GSD FY22 Cap Projs RS2021-1201	2,000,000	0	0	0	0	2,000,000
Planning Comm	PLA 1st Ave, 2nd Ave & Riverfront Park	40022	07402022	12/8/2021	GSD FY22 Cap Projs RS2021-1201	20,000,000	0	0	0	0	20,000,000
Planning Comm	PLA Global Mall - Infrstrctr Coordntn	40022	07403022	12/8/2021	GSD FY22 Cap Projs RS2021-1201	1,000,000	0	0	0	0	1,000,000
	PLANNING COMMISSION TOTALS					24,438,000	6,808	(23,093)	538,000	0	23,900,000
General Services	x-GSR Fleet Management	40009	10403010	6/10/2009	GSD FY10 Capital Projects Fund	161,826	0	0	161,826	0	0
General Services	x-GSR Storm Sirens	40009	10404010	6/10/2009	GSD FY10 Capital Projects Fund	92,549	0	0	92,549	0	0
General Services	x-GSR Howard Office Bldg FF&E	40011	10401011	9/27/2010	GSD FY11 Capital Projects Fund	3,000,000	0	0	3,000,000	0	0
General Services	x-GSR Clifford Allen Renovation	40011	10402011	9/27/2010	GSD FY11 Capital Projects Fund	2,206,779	0	0	2,206,779	0	0
General Services	GSR Misc Building Improvements	40011	10403011	9/27/2010	GSD FY11 Capital Projects Fund	4,750,000	0	0	4,750,000	0	0
General Services	x-GSRHighland Heights Renovatio	40011	10404011	9/27/2010	GSD FY11 Capital Projects Fund	10,000,000	0	0	10,000,000	0	0
General Services	x-GSR North Nash Infrastructure	40011	10405011	9/27/2010	GSD FY11 Capital Projects Fund	3,680,000	0	0	3,680,000	0	0
General Services	x-GSRMisc Building Improvements	40013	10403013	6/19/2012	GSD FY13 Capital Projects Fund	12,125,000	0	0	12,125,000	0	0
General Services	x-GSR Upgrd Weather WarningSyst	40013	10405013	6/19/2012	GSD FY13 Capital Projects Fund	1,997,505	0	0	1,997,505	0	0

Metropolitan Government of Nashville and Davidson County
Quarterly Financial Updates
Inception through February 2022
General Obligation Capital Projects

Department Description	Business Unit Description	Fund Number	Business Unit/Job Number	Project Approval Date	Fund Description	Budget	Period Actual Amount	YTD Actual	Inception to Date Actual	Encumbrance Amount	Remaining Balance
General Services	x-GSR Infrastructure	40013	10406013	6/19/2012	GSD FY13 Capital Projects Fund	472,613	0	0	472,613	0	0
General Services	GSR Misc Building Improvements	40014	10403014	6/12/2013	GSD FY14 Capital Projects	19,823,652	0	0	19,823,652	0	0
General Services	GSR One Stop Permit Center	40014	10410014	6/12/2013	GSD FY14 Capital Projects	2,616,039	0	0	2,615,941	0	99
General Services	x-GSR Initial Planning New ECC	40014	10411014	6/12/2013	GSD FY14 Capital Projects	200,000	0	0	200,000	0	0
General Services	x-GSR North Nashville Greenway	40014	10412014	6/12/2013	GSD FY14 Capital Projects	5,600,000	0	0	5,600,000	0	0
General Services	GSR Roofing/Building Maintenanc	40015	10401015	6/18/2014	GSD FY15 Capital Projects	6,393,013	0	0	6,393,013	0	0
General Services	GSR Energy Improvements	40015	10402015	6/18/2014	GSD FY15 Capital Projects	3,515,263	0	4,678	3,463,203	18,268	33,792
General Services	x-GSRJudicial Campus Master Pla	40015	10403015	6/18/2014	GSD FY15 Capital Projects	1,500,000	0	0	1,500,000	0	0
General Services	GSR Farmers Mkt Upgrade	40015	10404015	6/18/2014	GSD FY15 Capital Projects	500,000	0	0	500,000	0	0
General Services	x-GSR POL/FIR Training Academy	40015	10405015	6/18/2014	GSD FY15 Capital Projects	1,000,000	0	0	1,000,000	0	0
General Services	x-GSR So Nashville HeadSt Study	40016	10401016	6/10/2015	GSD FY16 Capital Projects	23,945	0	0	23,945	0	0
General Services	x-GSR Nashville Int'l Academy	40016	10402016	6/10/2015	GSD FY16 Capital Projects	730,000	0	0	730,000	0	0
General Services	GSR Building Rehab/Maintenance	40016	10403016	6/10/2015	GSD FY16 Capital Projects	6,322,000	0	0	6,322,000	0	0
General Services	GSR DCSO Jail / CJC Renovation	40016	10404016	6/10/2015	GSD FY16 Capital Projects	112,040,000	0	0	112,040,000	0	0
General Services	x-GSR CJC Relocate-Leases	40016	10406016	6/10/2015	GSD FY16 Capital Projects	50,000	0	0	50,000	0	0
General Services	x-GSR CJC Relocate-IT Equip	40016	10407016	6/10/2015	GSD FY16 Capital Projects	1,054,610	0	0	1,054,610	0	0
General Services	x-GSR CJC Relocate-Move	40016	10408016	6/10/2015	GSD FY16 Capital Projects	240,413	0	0	240,413	0	0
General Services	x-GSR LIB Parking Garage Upgrad	40016	10409016	6/10/2015	GSD FY16 Capital Projects	1,800,000	0	0	1,800,000	0	0
General Services	GSR Police Headquarters	40017	10401017	6/22/2016	GSD FY17 Capital Projects	26,668,400	0	0	26,668,400	0	0
General Services	GSR Sheriff Admin Offices	40017	10403017	6/22/2016	GSD FY17 Capital Projects	19,081,000	0	126,833	19,081,000	0	0
General Services	GSR Major Fleet	40017	10404017	6/22/2016	GSD FY17 Capital Projects	15,000,000	0	0	14,990,750	0	9,250
General Services	GSR New Firehalls	40017	10405017	6/22/2016	GSD FY17 Capital Projects	9,738,623	0	1,105	9,629,706	0	108,917
General Services	GSR Criminal Justice Center	40017	10406017	6/22/2016	GSD FY17 Capital Projects	20,000,000	0	0	20,000,000	0	0
General Services	GSR A A Birch Renovate	40017	10407017	6/22/2016	GSD FY17 Capital Projects	2,939,000	0	413	1,530,775	0	1,408,225
General Services	GSR Farmers Market	40017	10408017	6/22/2016	GSD FY17 Capital Projects	3,000,000	0	30,109	2,975,277	12,258	12,465
General Services	GSR Misc Building Repairs	40017	10409017	6/22/2016	GSD FY17 Capital Projects	5,000,000	241,643	272,559	4,575,872	398,104	26,024
General Services	GSR Juvenile Justice Ctr MPlan	40017	10411017	6/22/2016	GSD FY17 Capital Projects	1,000,000	0	0	710,769	0	289,231
General Services	x-GSR Police Headquarters-ITS	40017	10441017	6/22/2016	GSD FY17 Capital Projects	1,331,600	0	0	1,331,600	0	0
General Services	GSR Sheriff Admin Offices-ITS	40017	10443017	6/22/2016	GSD FY17 Capital Projects	919,000	0	129,745	887,930	10,449	20,621
General Services	GSR New Firehalls-5 BAY ITS	40017	10445017	6/22/2016	GSD FY17 Capital Projects	129,981	0	0	129,981	0	0
General Services	GSR New Firehalls-3 BAY ITS	40017	10445117	6/22/2016	GSD FY17 Capital Projects	131,396	0	0	131,396	0	0
General Services	GSR A A Birch Renovate-ITS	40017	10447017	6/22/2016	GSD FY17 Capital Projects	61,000	0	0	0	0	61,000
General Services	GSR Fleet Additions / Replcmts	40018	10401018	6/14/2017	GSD FY18 Capital Projects	5,000,000	0	0	4,999,735	0	265
General Services	GSR ECC/JJC Ctrs-Plan/ Design	40018	10402018	6/14/2017	GSD FY18 Capital Projects	1,705,426	0	0	439,878	0	1,265,548
General Services	GSR Public Works Relocation	40018	10403018	6/14/2017	GSD FY18 Capital Projects	794,574	0	0	794,574	0	0
General Services	GSR OFM Fleet Replacement	40021	10400021	3/3/2021	GSD FY21 Cap Projs RS2021-757	10,000,000	354,812	1,047,821	1,176,790	0	8,823,210
General Services	GSR Building Opers Major Maint	40021	10401021	3/3/2021	GSD FY21 Cap Projs RS2021-757	8,000,000	884,097	1,797,641	1,841,556	3,674,566	2,483,878

Metropolitan Government of Nashville and Davidson County
 Quarterly Financial Updates
 Inception through February 2022
 General Obligation Capital Projects

Department Description	Business Unit Description	Fund Number	Business Unit/Job Number	Project Approval Date	Fund Description	Budget	Period Actual Amount	YTD Actual	Inception to Date Actual	Encumbrance Amount	Remaining Balance
General Services	GSR Sustainability Revolv Innovation Fd	40021	10402021	3/3/2021	GSD FY21 Cap Projs RS2021-757	2,000,000	9,939	126,966	147,873	523,484	1,328,643
General Services	GSR New Fac Planning/Site Eval/Relo	40021	10403021	3/3/2021	GSD FY21 Cap Projs RS2021-757	2,500,000	10,200	70,466	74,066	478,147	1,947,787
General Services	GSR Emergency Comm Ctr/OEM Campu	40021	10404021	3/3/2021	GSD FY21 Cap Projs RS2021-757	3,000,000	0	0	0	0	3,000,000
General Services	GSR Building Ops Major Maintenance	40022	10400022	12/8/2021	GSD FY22 Cap Projs RS2021-1201	10,000,000	2,967	2,967	2,967	1,126,524	8,870,509
General Services	GSR OFM Replacements / Additions	40022	10401022	12/8/2021	GSD FY22 Cap Projs RS2021-1201	10,000,000	0	0	0	0	10,000,000
General Services	GSR Access Control Migration	40022	10402022	12/8/2021	GSD FY22 Cap Projs RS2021-1201	2,000,000	0	0	0	0	2,000,000
General Services	GSR New Facility Planning Site Eval Rel	40022	10403022	12/8/2021	GSD FY22 Cap Projs RS2021-1201	2,500,000	0	0	0	0	2,500,000
General Services	GSR Roofing/Life, Health & Safety	40022	10404022	12/8/2021	GSD FY22 Cap Projs RS2021-1201	5,000,000	1,163	1,163	1,163	67,525	4,931,312
General Services	GSR HeadStart Fac Assessmnts/Maj Rep	40022	10405022	12/8/2021	GSD FY22 Cap Projs RS2021-1201	2,000,000	0	11,497	11,498	11,549	1,976,953
General Services	GSR ECC EOC Replace - Planning/Desig	40022	10406022	12/8/2021	GSD FY22 Cap Projs RS2021-1201	1,000,000	0	0	0	0	1,000,000
General Services	GSR OFM CP 4% New/Rpl Vehicles	40114	10401114	2/5/2013	GSD FY14B 4% Capital Projects	15,000,000	0	0	14,981,528	0	18,472
General Services	GSR CJC-Develop & Relocation	40118	10401118	11/22/2017	GSD FY18B Capital Projects	17,684,300	0	0	17,684,300	0	0
General Services	GSR Female Housing-CJC Proj	40118	10402118	11/22/2017	GSD FY18B Capital Projects	8,161,000	0	0	8,161,000	0	0
General Services	x-GSRNew POL Hdqtrs-MurfRd Area	40118	10403118	11/22/2017	GSD FY18B Capital Projects	7,032,200	0	0	7,032,200	0	0
General Services	GSR Police Data Center-ITS	40118	10404118	11/22/2017	GSD FY18B Capital Projects	5,223,000	0	0	5,223,000	0	0
General Services	x-GSR FamilyJustCtr-Addtl Floor	40118	10405118	11/22/2017	GSD FY18B Capital Projects	6,964,075	0	0	6,964,075	0	0
General Services	GSR Demo-Jerry Newsome Site	40118	10406118	11/22/2017	GSD FY18B Capital Projects	1,000,000	0	0	1,000,000	0	0
General Services	GSR Relocation Services	40118	10407118	11/22/2017	GSD FY18B Capital Projects	1,550,000	0	62,519	1,550,000	0	0
General Services	GSR CJC Constructn Contingcy	40119	10401119	10/22/2018	GSD FY19B Capital Projects	10,000,000	0	0	10,000,000	0	0
General Services	GSR Voting Machine Warehouse	40119	10402119	10/22/2018	GSD FY19B Capital Projects	1,800,000	0	0	1,800,000	0	0
General Services	GSR ECC Power Supply Upgrades	40119	10403119	10/22/2018	GSD FY19B Capital Projects	5,000,000	106,025	421,251	4,301,334	392,318	306,348
General Services	GSR PoliceHdqtr/FJC ConstrCont	40119	10404119	10/22/2018	GSD FY19B Capital Projects	17,000,000	0	0	16,948,188	51,812	0
General Services	GSR McGruderCtr Renov & Upgrds	40119	10405119	10/22/2018	GSD FY19B Capital Projects	2,200,000	3,398	69,559	360,304	1,488,574	351,122
General Services	GSR OFM Replace Heavy Fleet	40119	10406119	10/22/2018	GSD FY19B Capital Projects	15,000,000	0	498,463	14,657,626	0	342,374
General Services	GSR Donelson Library	40119	10407119	10/22/2018	GSD FY19B Capital Projects	16,000,000	195,275	545,401	701,156	961,647	14,337,197
General Services	x-HOLD GSR Bldg & ParkingStudie	40202	10402001	6/10/2009	GSD Capital Improvement Plan	200,000	0	0	0	0	200,000
General Services	x-GSR Pasquo Tower Site	40202	10402003	6/10/2009	GSD Capital Improvement Plan	100,000	0	0	0	0	100,000
General Services	GSR Sheriff's Headquarters	40220	10400220	3/18/2020	GSD FY20B Cap Projs RS2020-213	17,200,000	0	186,283	16,765,741	317,161	117,098
General Services	GSR CJC Closeout	40220	10402220	3/18/2020	GSD FY20B Cap Projs RS2020-213	5,800,000	0	496,492	5,311,647	120,968	367,385
General Services	GSR Fleet Replacement	40220	10403220	3/18/2020	GSD FY20B Cap Projs RS2020-213	3,110,000	91,702	794,463	1,081,126	0	2,028,874
General Services	GSR Major Maintenance	40220	10404220	3/18/2020	GSD FY20B Cap Projs RS2020-213	1,270,000	8,981	160,144	720,003	477,280	72,717
General Services	GSR POL Murfreesboro Rd Prect	40220	10405220	3/18/2020	GSD FY20B Cap Projs RS2020-213	1,000,000	0	9,358	9,358	113	990,530
General Services	x-GSR RS 800 MHz Upgrade	40401	10440401	9/27/2010	GSD GSR FY10 SF 800 MHzUpgra	22,547,869	0	0	22,547,869	0	0
General Services	GSR RS Radio Replacements	40402	10440402	6/10/2015	GSD GSR FY16 S/F Capital Projs	8,000,000	0	0	7,985,933	0	14,067
General Services	GSR LIB Parking Garage Upgrade	48011	10481011	9/27/2010	USD FY11 Capital Projects Fund	1,200,000	0	0	1,200,000	0	0
	GENERAL SERVICES TOTALS					562,437,653	1,910,202	6,867,896	480,962,993	10,130,746	71,343,913

Metropolitan Government of Nashville and Davidson County
Quarterly Financial Updates
Inception through February 2022
General Obligation Capital Projects

Department Description	Business Unit Description	Fund Number	Business Unit/Job Number	Project Approval Date	Fund Description	Budget	Period Actual Amount	YTD Actual	Inception to Date Actual	Encumbrance Amount	Remaining Balance
Historical Comm	x-HIS Nash Cemetery Restr	40009	11401010	6/10/2009	GSD FY10 Capital Projects Fund	255,302	0	0	255,302	0	0
Historical Comm	x-HIS City Cemetary	40202	11402001	6/10/2009	GSD Capital Improvement Plan	100,000	0	0	0	0	100,000
Historical Comm	x-HIS Bellevue's Blue House	40202	11402002	6/10/2009	GSD Capital Improvement Plan	25,000	0	0	0	0	25,000
	HISTORICAL COMMISSION TOTALS					380,302	0	0	255,302	0	125,000
Info Tech Srvc	x-ITS Construction	40009	14401010	6/10/2009	GSD FY10 Capital Projects Fund	4,597,300	0	0	4,597,154	0	146
Info Tech Srvc	x-ITS Exchange/Directory Servic	40009	14402010	6/10/2009	GSD FY10 Capital Projects Fund	917,749	0	0	917,745	0	4
Info Tech Srvc	x-ITS Disaster Recovery BU Site	40009	14403010	6/10/2009	GSD FY10 Capital Projects Fund	860,000	0	0	858,362	0	1,638
Info Tech Srvc	x-ITS Enterprise Services	40009	14404010	6/10/2009	GSD FY10 Capital Projects Fund	1,508,367	0	0	1,008,367	0	500,000
Info Tech Srvc	x-ITS Platform Hardware Upgrade	40009	14405010	6/10/2009	GSD FY10 Capital Projects Fund	121,636	0	0	121,636	0	0
Info Tech Srvc	x-ITS HOB Data Center	40009	14406010	6/10/2009	GSD FY10 Capital Projects Fund	4,820,760	0	0	4,820,760	0	0
Info Tech Srvc	x-ITS Network Replacement	40009	14407010	6/10/2009	GSD FY10 Capital Projects Fund	299,353	0	0	299,353	0	0
Info Tech Srvc	x-ITS PBX System	40009	14408010	6/10/2009	GSD FY10 Capital Projects Fund	140,915	0	0	140,848	0	67
Info Tech Srvc	x-ITS Enterprise Info Systems	40009	14409010	6/10/2009	GSD FY10 Capital Projects Fund	318,826	0	0	318,826	0	0
Info Tech Srvc	x-ITS Network Info Security	40009	14410010	6/10/2009	GSD FY10 Capital Projects Fund	854,716	0	0	852,911	55	1,750
Info Tech Srvc	X-ITS Construction	40011	14401011	9/27/2010	GSD FY11 Capital Projects Fund	2,564,568	0	0	2,564,568	0	0
Info Tech Srvc	x-ITS End of Life Equipment	40011	14402011	9/27/2010	GSD FY11 Capital Projects Fund	2,031,000	0	0	2,027,307	1,767	1,926
Info Tech Srvc	x-ITS EA Microsoft Year 1	40011	14403011	9/27/2010	GSD FY11 Capital Projects Fund	4,495,251	0	0	4,495,251	0	0
Info Tech Srvc	x-ITS EBS / E-Proc Improvements	40011	14404011	9/27/2010	GSD FY11 Capital Projects Fund	1,690,000	0	0	1,690,000	0	0
Info Tech Srvc	x-ITSNashville Website Redesign	40011	14405011	9/27/2010	GSD FY11 Capital Projects Fund	55,000	0	0	55,000	0	0
Info Tech Srvc	X-ITS HIPAA Compliance	40011	14410011	9/27/2010	GSD FY11 Capital Projects Fund	254,180	0	0	254,180	0	0
Info Tech Srvc	X-ITS Construction Data/Voice	40013	14401013	6/19/2012	GSD FY13 Capital Projects Fund	1,206,000	0	0	1,206,000	0	0
Info Tech Srvc	X-ITS Upgrade EOL SONET Ntwk Inf	40013	14402013	6/19/2012	GSD FY13 Capital Projects Fund	4,626,210	0	0	4,626,210	0	0
Info Tech Srvc	x-ITS Storage Area Ntwrk Upgrad	40013	14403013	6/19/2012	GSD FY13 Capital Projects Fund	1,300,000	0	0	1,300,000	0	0
Info Tech Srvc	x-ITS Mobile Device Management	40013	14404013	6/19/2012	GSD FY13 Capital Projects Fund	181,198	0	0	179,828	0	1,370
Info Tech Srvc	x-ITS Nashville Website Redesig	40013	14405013	6/19/2012	GSD FY13 Capital Projects Fund	120,000	0	0	120,000	0	0
Info Tech Srvc	x-ITS Public Wireless Study	40013	14406013	6/19/2012	GSD FY13 Capital Projects Fund	156,000	0	0	156,000	0	0
Info Tech Srvc	x-ITS Employee Self Srvc Portal	40013	14407013	6/19/2012	GSD FY13 Capital Projects Fund	614,800	0	0	614,800	0	0
Info Tech Srvc	x-ITS Library Archives - Tech	40013	14414013	6/19/2012	GSD FY13 Capital Projects Fund	105,792	0	0	105,792	0	0
Info Tech Srvc	X-ITS Construction Data/Voice	40014	14401014	6/12/2013	GSD FY14 Capital Projects	1,176,000	0	0	1,176,000	0	0
Info Tech Srvc	ITS Upgrade EBS	40014	14402014	6/12/2013	GSD FY14 Capital Projects	7,087,000	0	0	7,087,000	0	0
Info Tech Srvc	X-ITS Mobile Devices/Ntwk Access	40014	14403014	6/12/2013	GSD FY14 Capital Projects	407,000	0	0	407,000	0	0
Info Tech Srvc	x-ITS Phase 3-Nashville gov	40014	14404014	6/12/2013	GSD FY14 Capital Projects	123,400	0	0	123,400	0	0
Info Tech Srvc	x-ITS Online Alarm RegMetro Clk	40014	14405014	6/12/2013	GSD FY14 Capital Projects	20,000	0	0	20,000	0	0
Info Tech Srvc	x-ITS VPN Solution	40014	14406014	6/12/2013	GSD FY14 Capital Projects	218,000	0	0	218,000	0	0

Metropolitan Government of Nashville and Davidson County
 Quarterly Financial Updates
 Inception through February 2022
 General Obligation Capital Projects

Department Description	Business Unit Description	Fund Number	Business Unit/Job Number	Project Approval Date	Fund Description	Budget	Period Actual Amount	YTD Actual	Inception to Date Actual	Encumbrance Amount	Remaining Balance
Info Tech Srvc	X-ITS MS ForeFront Identity Mgr	40014	14407014	6/12/2013	GSD FY14 Capital Projects	338,000	0	0	338,000	0	0
Info Tech Srvc	X-ITS Public WiFi Internet PubSp	40014	14408014	6/12/2013	GSD FY14 Capital Projects	417,600	0	0	417,600	0	0
Info Tech Srvc	x-ITS Lentz - Tech	40014	14411014	6/12/2013	GSD FY14 Capital Projects	137,000	0	0	137,000	0	0
Info Tech Srvc	X-ITS Midtown Hills Prec - Tech	40014	14412014	6/12/2013	GSD FY14 Capital Projects	602,945	0	0	602,945	0	0
Info Tech Srvc	x-ITS SE Library Center - Tech	40014	14413014	6/12/2013	GSD FY14 Capital Projects	316,055	0	0	315,793	0	262
Info Tech Srvc	X-ITS End of Life Telephone Syst	40015	14402015	6/18/2014	GSD FY15 Capital Projects	1,200,000	0	0	1,200,000	0	0
Info Tech Srvc	X-ITS End of Life Networks	40015	14403015	6/18/2014	GSD FY15 Capital Projects	1,450,000	0	0	1,450,000	0	0
Info Tech Srvc	X-ITS Data & Voice for Projects	40015	14404015	6/18/2014	GSD FY15 Capital Projects	600,000	0	0	600,000	0	0
Info Tech Srvc	x-ITS WEBudget Replacement	40015	14405015	6/18/2014	GSD FY15 Capital Projects	1,000,000	0	0	1,000,000	0	0
Info Tech Srvc	x-ITS North Nash Infrastructure	40015	14406015	6/18/2014	GSD FY15 Capital Projects	1,900,000	0	0	1,900,000	0	0
Info Tech Srvc	x-ITS Fire Station 19	40015	14407015	6/18/2014	GSD FY15 Capital Projects	84,800	0	0	84,800	0	0
Info Tech Srvc	X-ITS Fire Station 20	40015	14408015	6/18/2014	GSD FY15 Capital Projects	73,200	0	0	73,200	0	0
Info Tech Srvc	ITS End of Life Telephone Syst	40016	14401016	6/10/2015	GSD FY16 Capital Projects	2,200,000	0	0	2,149,758	0	50,242
Info Tech Srvc	X-ITS Data & Voice for Projects	40016	14402016	6/10/2015	GSD FY16 Capital Projects	993,000	0	0	993,000	0	0
Info Tech Srvc	X-ITS Comp Ntwk Monitoring	40016	14403016	6/10/2015	GSD FY16 Capital Projects	807,000	0	0	807,000	0	0
Info Tech Srvc	X-ITS FFE Upgrades and Reno HOB	40016	14404016	6/10/2015	GSD FY16 Capital Projects	300,000	0	0	300,000	0	0
Info Tech Srvc	X-ITS NPD Records Buildout	40016	14405016	6/10/2015	GSD FY16 Capital Projects	128,000	0	0	128,000	0	0
Info Tech Srvc	x-ITS New CJC Jail	40016	14406016	6/10/2015	GSD FY16 Capital Projects	1,360,000	0	0	1,360,000	0	0
Info Tech Srvc	x-ITS POL Data Center Relocation	40016	14407016	6/10/2015	GSD FY16 Capital Projects	2,092,946	0	0	2,092,946	0	0
Info Tech Srvc	ITS POL Temporary Relocations	40016	14408016	6/10/2015	GSD FY16 Capital Projects	797,691	0	0	730,307	0	67,384
Info Tech Srvc	ITS Communication Tower Repair	40017	14401017	6/22/2016	GSD FY17 Capital Projects	3,000,000	0	0	3,000,000	(0)	0
Info Tech Srvc	X-ITS EBS/iProcurement Assessmnt	40017	14402017	6/22/2016	GSD FY17 Capital Projects	615,042	0	0	615,042	0	0
Info Tech Srvc	ITS Data & Voice for Projects	40017	14403017	6/22/2016	GSD FY17 Capital Projects	1,400,000	0	0	1,400,000	(0)	0
Info Tech Srvc	ITS Info Security Mgmt Program	40017	14404017	6/22/2016	GSD FY17 Capital Projects	264,000	0	0	214,144	0	49,856
Info Tech Srvc	ITS Fiberoptic Cabling Expans	40017	14405017	6/22/2016	GSD FY17 Capital Projects	500,000	0	14,970	495,859	4,141	0
Info Tech Srvc	X-ITS SAN Upgrade	40017	14406017	6/22/2016	GSD FY17 Capital Projects	282,000	0	0	282,000	0	0
Info Tech Srvc	X-ITS Ntwrk Monitor/Troubleshoot	40017	14407017	6/22/2016	GSD FY17 Capital Projects	1,176,000	0	0	1,176,000	0	0
Info Tech Srvc	X-ITS Telecomm Tracking System	40017	14408017	6/22/2016	GSD FY17 Capital Projects	570,000	0	0	570,000	0	0
Info Tech Srvc	X-ITS Web Traffic SSL Inspection	40017	14409017	6/22/2016	GSD FY17 Capital Projects	282,000	0	0	282,000	0	0
Info Tech Srvc	x-ITSHyperion Budget Sys Ph II	40017	14410017	6/22/2016	GSD FY17 Capital Projects	500,000	0	0	500,000	0	0
Info Tech Srvc	x-ITS Data Encryption	40017	14411017	6/22/2016	GSD FY17 Capital Projects	225,000	0	0	225,000	0	0
Info Tech Srvc	X-ITS Wireless Expansion	40017	14412017	6/22/2016	GSD FY17 Capital Projects	216,000	0	0	216,000	0	0
Info Tech Srvc	X-ITS Document Mgmt-Imaging	40017	14413017	6/22/2016	GSD FY17 Capital Projects	105,000	0	0	105,000	0	0
Info Tech Srvc	x-ITS Content Mgmt System	40017	14414017	6/22/2016	GSD FY17 Capital Projects	500,000	0	0	500,000	0	0
Info Tech Srvc	ITS Enterprise Video Confer'g	40017	14415017	6/22/2016	GSD FY17 Capital Projects	380,000	0	0	376,378	1,291	2,331
Info Tech Srvc	ITS 800 MHz Expand / Upgrade	40018	14401018	6/14/2017	GSD FY18 Capital Projects	301,500	0	21,767	301,500	0	0
Info Tech Srvc	X-ITS Oracle - Databases & Mware	40018	14402018	6/14/2017	GSD FY18 Capital Projects	3,510,000	0	0	3,510,000	0	0

Metropolitan Government of Nashville and Davidson County
 Quarterly Financial Updates
 Inception through February 2022
 General Obligation Capital Projects

Department Description	Business Unit Description	Fund Number	Business Unit/Job Number	Project Approval Date	Fund Description	Budget	Period Actual Amount	YTD Actual	Inception to Date Actual	Encumbrance Amount	Remaining Balance
Info Tech Srvc	ITS Misc Tech Projects/Upgrades	40018	14403018	6/14/2017	GSD FY18 Capital Projects	188,500	0	0	179,949	8,551	0
Info Tech Srvc	ITS Radio System Upgrade/Maint	40021	14400021	3/3/2021	GSD FY21 Cap Projs RS2021-757	6,500,000	0	2,821,111	4,379,318	0	2,120,682
Info Tech Srvc	ITS Expertise Res - Tech Constrctn Projs	40021	14401021	3/3/2021	GSD FY21 Cap Projs RS2021-757	2,700,000	552,636	1,813,266	1,813,266	861,476	25,258
Info Tech Srvc	ITS 800 MHz Radio System Expsn / Eq	40022	14400022	12/8/2021	GSD FY22 Cap Projs RS2021-1201	1,554,000	0	0	0	0	1,554,000
Info Tech Srvc	ITS Infrastruct Growth-Fiber optic Ntwk	40022	14401022	12/8/2021	GSD FY22 Cap Projs RS2021-1201	2,250,000	0	0	0	116,655	2,133,345
Info Tech Srvc	ITS Carrier Redundancy - Metro Phones	40022	14402022	12/8/2021	GSD FY22 Cap Projs RS2021-1201	1,082,000	0	0	0	0	1,082,000
Info Tech Srvc	ITS Fiber To Support '22 Transprt Plan	40022	14403022	12/8/2021	GSD FY22 Cap Projs RS2021-1201	2,900,000	0	0	0	0	2,900,000
Info Tech Srvc	ITS POL-FamilyJustCtr-Tech	40118	14401118	11/22/2017	GSD FY18B Capital Projects	458,000	0	0	450,295	0	7,705
Info Tech Srvc	ITS Expand Private FbrOptCable	40118	14402118	11/22/2017	GSD FY18B Capital Projects	774,000	0	18,958	713,272	60,728	0
Info Tech Srvc	ITS MS Forefront ID Mgr Sftwr	40118	14403118	11/22/2017	GSD FY18B Capital Projects	720,000	0	0	647,070	72,930	0
Info Tech Srvc	ITS Constructn & Tech Projects	40119	14401119	10/22/2018	GSD FY19B Capital Projects	2,100,000	0	0	1,985,038	114,962	0
Info Tech Srvc	ITS Fiber optic Cable Network	40119	14402119	10/22/2018	GSD FY19B Capital Projects	1,200,000	153,117	329,800	947,741	251,730	529
Info Tech Srvc	ITS InfoSecur Mgmt Prg Conslts	40119	14403119	10/22/2018	GSD FY19B Capital Projects	90,000	0	39,420	77,515	0	12,485
Info Tech Srvc	ITS Server & Storage Space	40119	14404119	10/22/2018	GSD FY19B Capital Projects	416,000	47,189	60,147	348,768	72,977	(5,745) *
Info Tech Srvc	ITS MgmtSecur Info&Event Mgmt	40119	14405119	10/22/2018	GSD FY19B Capital Projects	572,600	0	0	570,213	0	2,387
Info Tech Srvc	ITS 800Mhz RadioSyst Exp&Upgrd	40119	14406119	10/22/2018	GSD FY19B Capital Projects	1,918,000	281,690	577,661	218,557	0	1,699,443
Info Tech Srvc	x-ITS Disaster Recovery Plans	40202	14402001	6/10/2009	GSD Capital Improvement Plan	1,000,000	0	0	0	0	1,000,000
Info Tech Srvc	x-ITS Imaging Proj for MCL	40202	14402002	6/10/2009	GSD Capital Improvement Plan	100,000	0	0	0	0	100,000
Info Tech Srvc	ITS Cityworks	48011	14481011	9/27/2010	USD FY11 Capital Projects Fund	194,100	0	0	0	0	194,100
INFORMATION TECHNOLOGY SERVICE TOTALS						100,213,001	1,034,632	5,697,099	85,142,571	1,567,264	13,503,166
* Overage due to Encumbrances. Negative Balance will Clear as Actual Payments are Made or Encumbrances are cancelled.											
Finance	x-FIN Enterprise Financial Sys	40009	15401010	6/10/2009	GSD FY10 Capital Projects Fund	2,755,881	0	0	2,755,881	0	0
Finance	x-FIN E Procurement	40009	15402010	6/10/2009	GSD FY10 Capital Projects Fund	408,373	0	0	408,373	0	0
Finance	x-FIN E Budget	40009	15403010	6/10/2009	GSD FY10 Capital Projects Fund	179,666	0	0	179,666	0	0
Finance	FIN Hold for Flood Projects	40011	15403011	9/27/2010	GSD FY11 Capital Projects Fund	500,000	0	0	0	0	500,000
Finance	x-FIN Flood Related Projects	40011	15404011	9/27/2010	GSD FY11 Capital Projects Fund	3,550,000	0	0	3,550,000	0	0
Finance	x-FIN Public Works FloodCapital	40011	15404211	9/27/2010	GSD FY11 Capital Projects Fund	826,526	0	0	826,526	0	0
Finance	x-FIN W&S SW Waterford FloodCap	40011	15404311	9/27/2010	GSD FY11 Capital Projects Fund	412,580	0	0	412,580	0	0
Finance	FIN EBS Replacement	40018	15401018	6/14/2017	GSD FY18 Capital Projects	12,475,000	0	0	12,475,000	0	0
Finance	FIN Sys Implementation Support	40018	15402018	6/14/2017	GSD FY18 Capital Projects	600,000	0	0	600,000	0	0
Finance	FIN Sys Impl Support-MNPS	40018	15403018	6/14/2017	GSD FY18 Capital Projects	400,000	0	0	400,000	0	0
Finance	FIN Hyperion / Budget Mgmt System	40021	15400021	3/3/2021	GSD FY21 Cap Projs RS2021-757	2,000,000	54,319	1,078,266	1,317,834	392,717	289,449
Finance	FIN Participatory Bud Pilot-Nash Infra	40021	15401021	3/3/2021	GSD FY21 Cap Projs RS2021-757	27,600	0	50,000	50,000	0	(22,400) **
Finance	FIN Satellite City Payments	40022	15401022	12/8/2021	GSD FY22 Cap Projs RS2021-1201	1,500,000	0	0	0	0	1,500,000
Finance	FIN Participatory Budgeting	40022	15402022	12/8/2021	GSD FY22 Cap Projs RS2021-1201	2,000,000	0	0	0	0	2,000,000

Metropolitan Government of Nashville and Davidson County
 Quarterly Financial Updates
 Inception through February 2022
 General Obligation Capital Projects

Department Description	Business Unit Description	Fund Number	Business Unit/Job Number	Project Approval Date	Fund Description	Budget	Period Actual Amount	YTD Actual	Inception to Date Actual	Encumbrance Amount	Remaining Balance
Finance	FIN EBS Replacement-R12	40118	15401118	11/22/2017	GSD FY18B Capital Projects	6,000,000	0	0	6,000,000	0	0
Finance	FIN Affordbl Housing Commitmnt	40119	15401119	10/22/2018	GSD FY19B Capital Projects	27,000,000	0	1,526,148	19,423,971	0	7,576,029
Finance	FIN R12 Financial Software	40119	15402119	10/22/2018	GSD FY19B Capital Projects	5,000,000	0	0	5,000,000	(0)	0
Finance	FIN R12 Fincl Softw GG Backfil	40119	15403119	10/22/2018	GSD FY19B Capital Projects	600,000	0	0	600,000	0	0
Finance	FIN R12 FinSoftw MNPS Backfill	40119	15404119	10/22/2018	GSD FY19B Capital Projects	400,000	0	0	400,000	0	0
Finance	FIN R12 Assessment & Phase 2.1	40220	15400220	3/18/2020	GSD FY20B Cap Projs RS2020-213	2,500,000	231	6,898	2,499,518	482	0
Finance	FIN Emergency Response Fds	40220	15401220	3/18/2020	GSD FY20B Cap Projs RS2020-213	4,000,000	0	0	0	0	4,000,000
Finance	FIN ITS Emergency Response Fds	40220	15402220	3/18/2020	GSD FY20B Cap Projs RS2020-213	1,000,000	0	0	948,850	0	51,150
Finance	FIN PAR Tornado Damage Fds	40220	15406220	3/18/2020	GSD FY20B Cap Projs RS2020-213	1,204,000	0	0	0	0	1,204,000
Finance	FIN FAR Tornado Damage Funds	40220	15413220	3/18/2020	GSD FY20B Cap Projs RS2020-213	732,000	0	0	0	0	732,000
Finance	FIN GSR Bldgs Tornado Damage Funds	40220	15414220	3/18/2020	GSD FY20B Cap Projs RS2020-213	6,092,000	0	0	0	0	6,092,000
Finance	FIN POL Tornado Damage Funds	40220	15415220	3/18/2020	GSD FY20B Cap Projs RS2020-213	500,000	0	0	0	0	500,000
Finance	FIN PW Tornado Damage Funds	40220	15417220	3/18/2020	GSD FY20B Cap Projs RS2020-213	3,000,000	0	0	0	0	3,000,000
	FINANCE TOTALS					85,663,626	54,550	2,661,312	57,848,199	393,199	27,422,228
					** Overage due to Mis-Applied Payment and is in the Process of Being Corrected.						
Circuit Court Clerk	x-CIR Traffic Violation Mgt Sys	40009	23401010	6/10/2009	GSD FY10 Capital Projects Fund	1,931,269	0	0	1,931,269	0	0
	CIRCUIT COURT CLERK TOTALS					1,931,269	0	0	1,931,269	0	0
Juvenile Court	JUV JJC Process Program Mgr	40021	26400021	3/3/2021	GSD FY21 Cap Projs RS2021-757	450,000	12,555	17,820	17,820	86,940	345,240
Juvenile Court	JUV JJC Port Trailer Addnl Court Area	40021	26401021	3/3/2021	GSD FY21 Cap Projs RS2021-757	750,000	0	0	0	13,130	736,870
Juvenile Court	JUV New Facility-Juv Justice Ctr-Phase 1	40022	26400022	12/8/2021	GSD FY22 Cap Projs RS2021-1201	30,000,000	0	9,058,638	9,058,638	8,905	20,932,457
Juvenile Court	x-JUV Transf CFC to Howard Bld	40202	26402001	6/10/2009	GSD Capital Improvement Plan	140,000	0	0	0	0	140,000
	JUVENILE COURT TOTALS					31,340,000	12,555	9,076,458	9,076,458	108,975	22,154,567
Justice Integration Services	x-JIS OJIES OpenJusInfoExchgSys	40009	29401010	6/10/2009	GSD FY10 Capital Projects Fund	509,854	0	0	509,854	0	0
	JUSTICE INTEGRATION SRVCS TOTALS					509,854	0	0	509,854	0	0
Sheriff	x-SHE CJC Inmate Shower Renov	40009	30401010	6/10/2009	GSD FY10 Capital Projects Fund	396,593	0	0	396,593	0	0
	SHERIFF TOTALS					396,593	0	0	396,593	0	0
Police	x-POL Facility Closeout	40009	31402010	6/10/2009	GSD FY10 Capital Projects Fund	175,380	0	0	175,380	0	0

Metropolitan Government of Nashville and Davidson County
 Quarterly Financial Updates
 Inception through February 2022
 General Obligation Capital Projects

Department Description	Business Unit Description	Fund Number	Business Unit/Job Number	Project Approval Date	Fund Description	Budget	Period Actual Amount	YTD Actual	Inception to Date Actual	Encumbrance Amount	Remaining Balance
Police	x-PO Records Mgt Software	40009	31403010	6/10/2009	GSD FY10 Capital Projects Fund	1,489,164	0	0	1,489,164	0	0
Police	x-POL Crime Lab FY10 Carry Fwd	40009	31404010	6/10/2009	GSD FY10 Capital Projects Fund	509,575	0	0	509,575	0	0
Police	x-POL SWAT Bomb Fleet	40009	31405010	6/10/2009	GSD FY10 Capital Projects Fund	24,443	0	0	24,443	0	0
Police	POL TrainingAcademyFacLst	40009	31406010	6/10/2009	GSD FY10 Capital Projects Fund	698,000	0	0	698,000	0	0
Police	x-POL West CF to FY10	40009	31407010	6/10/2009	GSD FY10 Capital Projects Fund	1,696,718	0	0	1,696,718	0	0
Police	x-POL Plan Precincts	40009	31408010	6/10/2009	GSD FY10 Capital Projects Fund	500,000	0	0	500,000	0	0
Police	x-POL Crime Lab FY10	40009	31409010	6/10/2009	GSD FY10 Capital Projects Fund	12,483,212	0	0	12,483,212	0	0
Police	POL West Precinct FY10	40009	31410010	6/10/2009	GSD FY10 Capital Projects Fund	11,222,060	0	0	11,222,060	0	0
Police	x-POL Midtown Hills Land/Const	40011	31402011	9/27/2010	GSD FY11 Capital Projects Fund	6,748,200	0	0	6,748,200	0	0
Police	x-POL DNA/Crime Lab Equipment	40013	31402013	6/19/2012	GSD FY13 Capital Projects Fund	3,913,899	0	0	3,913,899	0	0
Police	x-POL IT Upgrades	40013	31403013	6/19/2012	GSD FY13 Capital Projects Fund	1,988,253	0	0	1,988,253	0	0
Police	x-POL/GSR DNA/Crime Lab Constr	40013	31404013	6/19/2012	GSD FY13 Capital Projects Fund	4,000,000	0	0	4,000,000	0	0
Police	x-POL Murfreesboro Rd Project	40015	31401015	6/18/2014	GSD FY15 Capital Projects	3,208,934	0	0	3,208,934	0	0
Police	POL South Police Precinct	40016	31401016	6/10/2015	GSD FY16 Capital Projects	10,000,000	6,761	8,856	7,526,241	539,382	1,934,377
Police	POL Family Justice Center	40016	31402016	6/10/2015	GSD FY16 Capital Projects	13,993,576	1,323	1,823	13,960,382	0	33,194
Police	POL Public Safety Campus-Murf	40016	31403016	6/10/2015	GSD FY16 Capital Projects	655,886	0	0	655,886	0	0
Police	POL Family Justice Center-ITS	40016	31404016	6/10/2015	GSD FY16 Capital Projects	1,114,824	0	0	1,114,824	0	0
Police	POL Body/Dash Cameras	40018	31401018	6/14/2017	GSD FY18 Capital Projects	15,000,000	6,929	223,970	10,260,271	1,246,952	3,492,777
Police	POL Southeast Police Precinct (Murf Rd)	40021	31400021	6/10/2009	GSD FY21 Cap Projs RS2021-757	12,000,000	0	0	0	0	12,000,000
Police	POL AFIS Upgrade	40021	31401021	3/3/2021	GSD FY21 Cap Projs RS2021-757	4,000,000	0	0	0	0	4,000,000
Police	POL Crime Lab Instrumentation Upgrade	40021	31402021	3/3/2021	GSD FY21 Cap Projs RS2021-757	3,500,000	0	0	0	0	3,500,000
Police	POL Training Academy-Vehicle Op Cours	40022	31400022	12/8/2021	GSD FY22 Cap Projs RS2021-1201	2,500,000	0	0	0	0	2,500,000
Police	POL Training Acdmy-Utlty Safety Upgrad	40022	31401022	12/8/2021	GSD FY22 Cap Projs RS2021-1201	5,000,000	0	0	0	0	5,000,000
Police	POL Helicopter Hangar	40022	31402022	12/8/2021	GSD FY22 Cap Projs RS2021-1201	250,000	0	0	0	0	250,000
Police	POL Training Academy - Planning & Des	40022	31403022	12/8/2021	GSD FY22 Cap Projs RS2021-1201	1,000,000	0	0	0	0	1,000,000
Police	POL Assess Downtown Precint	40202	31402001	3/3/2021	GSD Capital Improvement Plan	50,000	0	0	0	0	50,000
Police	POL Replace 2 Helicopters	40220	31400220	3/18/2020	GSD FY20B Cap Projs RS2020-213	12,000,000	0	3,310,051	3,310,051	9,307,065	(617,116) *
Police	POL Mounted Patrol Barn Plan/Constr	40220	31401220	3/18/2020	GSD FY20B Cap Projs RS2020-213	1,620,000	1,934	1,934	1,934	16,496	1,601,570
Police	POL Central Police Distr Const	48113	31482113	2/12/2013	USD FY13B Capital Projects	4,000,000	0	0	3,988,108	0	11,892
Police	POL Central Prec IT & Security	48113	31483113	2/12/2013	USD FY13B Capital Projects	523,000	0	0	314,505	0	208,495
POLICE TOTALS						135,865,124	16,947	3,546,634	89,790,041	11,109,895	34,965,189
* Overage due to Encumbrances. Negative Balance will Clear as Actual Payments are Made or Encumbrances are cancelled.											
Fire	x-FIR Master Plan CF FY10	40009	32403010	6/10/2009	GSD FY10 Capital Projects Fund	10,782,441	0	0	10,782,441	0	0
Fire	x-FIR Training Tower	40009	32404010	6/10/2009	GSD FY10 Capital Projects Fund	700,000	0	0	700,000	0	0
Fire	FIR Master Plan Implementation	40011	32403011	9/27/2010	GSD FY11 Capital Projects Fund	7,500,000	0	0	7,500,000	0	0

Metropolitan Government of Nashville and Davidson County
 Quarterly Financial Updates
 Inception through February 2022
 General Obligation Capital Projects

Department Description	Business Unit Description	Fund Number	Business Unit/Job Number	Project Approval Date	Fund Description	Budget	Period Actual Amount	YTD Actual	Inception to Date Actual	Encumbrance Amount	Remaining Balance
Fire	FIR 3800 Charlotte Move	40011	32404011	9/27/2010	GSD FY11 Capital Projects Fund	860,000	0	0	860,000	0	0
Fire	x-FIR Master Plan Implementati	40013	32403013	6/19/2012	GSD FY13 Capital Projects Fund	12,000,000	0	0	12,000,000	0	0
Fire	x-FIR Master Plan Implementatio	40014	32403014	6/12/2013	GSD FY14 Capital Projects	10,000,000	0	0	10,000,000	0	0
Fire	FIR Master Plan Implementation	40015	32401015	6/18/2014	GSD FY15 Capital Projects	9,842,000	0	0	9,842,000	5	(5) *
Fire	FIR Major Equip/Mini Pumper	40015	32402015	6/18/2014	GSD FY15 Capital Projects	2,000,000	0	0	2,000,000	0	0
Fire	x-FIR Master Plan Implementation	40016	32401016	6/10/2015	GSD FY16 Capital Projects	10,000,000	0	0	10,000,000	0	0
Fire	FIR Fire Station 2 Replacement	40021	32400021	3/3/2021	GSD FY21 Cap Projs RS2021-757	14,000,000	0	0	0	0	14,000,000
Fire	FIR Heavy Apparatus Replacement	40021	32401021	3/3/2021	GSD FY21 Cap Projs RS2021-757	15,000,000	0	0	0	0	15,000,000
Fire	FIR Fire Station #25	40022	32400022	12/8/2021	GSD FY22 Cap Projs RS2021-1201	12,000,000	0	0	0	0	12,000,000
Fire	FIR Fire Station #24 - Planning	40022	32401022	12/8/2021	GSD FY22 Cap Projs RS2021-1201	1,000,000	0	0	0	0	1,000,000
Fire	FIR Replace Heavy Apparatus	40022	32402022	12/8/2021	GSD FY22 Cap Projs RS2021-1201	15,000,000	0	0	0	0	15,000,000
Fire	FIR Major Repair / Maintenance	40022	32403022	12/8/2021	GSD FY22 Cap Projs RS2021-1201	1,000,000	0	0	0	0	1,000,000
Fire	FIR Relocate Firehouse	40202	32402001	6/10/2009	GSD Capital Improvement Plan	50,000	0	0	46,500	0	3,500
Fire	FIR Firefighter Monument	40202	32402002	6/10/2009	GSD Capital Improvement Plan	50,000	0	0	0	0	50,000
Fire	FIR Replace Fire Stations 2 25	40220	32400220	3/18/2020	GSD FY20B Cap Projs RS2020-213	1,250,000	179,887	786,929	820,364	332,780	96,856
Fire	FIR USD Station 35	48009	32405010	6/10/2009	USD FY10 Capital Projects Fund	2,000,000	0	0	2,000,000	0	0
Fire	x-FIR USD Equipment	48009	32491010	6/10/2009	USD FY10 Capital Projects Fund	91,386	0	0	91,386	0	0
	FIRE TOTALS					125,125,827	179,887	786,929	66,642,691	332,785	58,150,351
					* Overage due to Encumbrances. Negative Balance will Clear as Actual Payments are Made or Encumbrances are cancelled.						
Codes Admin	COD Tech for KIVA Syst Upgrade	40013	33401013	6/19/2012	GSD FY13 Capital Projects Fund	4,711,397	0	0	4,170,219	134,325	406,853
	CODES ADMINISTRATION TOTALS					4,711,397	0	0	4,170,219	134,325	406,853
Health	x-HEA East Clinic Mech HVAC	40009	38401010	6/10/2009	GSD FY10 Capital Projects Fund	125,886	0	0	125,886	0	0
Health	x-HEA Lentz Public Health Ctr	40113	38401113	2/12/2013	GSD FY13B Capital Projects	29,533,841	0	0	29,533,841	0	0
Health	HEA Replace Woodbine Clinic Planning	40220	38400220	3/18/2020	GSD FY20B Cap Projs RS2020-213	1,000,000	0	0	0	0	1,000,000
	HEALTH TOTALS					30,659,727	0	0	29,659,727	0	1,000,000
Public Library	x-LIB Goodlettsville Librar	40009	39401010	6/10/2009	GSD FY10 Capital Projects Fund	5,242,874	0	0	5,242,874	0	0
Public Library	x-LIB Bellevue Lib PlanningLand	40011	39401011	9/27/2010	GSD FY11 Capital Projects Fund	1,081,683	0	0	1,081,683	0	0
Public Library	LIB Bellevue Lib Constr/Equip	40013	39401013	6/19/2012	GSD FY13 Capital Projects Fund	8,932,124	0	0	8,928,733	0	3,392
Public Library	x-LIB Archive Planning	40013	39401113	6/19/2012	GSD FY13 Capital Projects Fund	500,000	0	0	500,000	0	0
Public Library	LIB Archive Renov Main Library	40013	39401213	6/19/2012	GSD FY13 Capital Projects Fund	1,939,867	0	0	1,939,862	0	5
Public Library	x-LIB Miscellaneous Maintenance	40014	39401014	6/12/2013	GSD FY14 Capital Projects	3,999,736	0	0	3,999,736	0	0

Metropolitan Government of Nashville and Davidson County
 Quarterly Financial Updates
 Inception through February 2022
 General Obligation Capital Projects

Department Description	Business Unit Description	Fund Number	Business Unit/Job Number	Project Approval Date	Fund Description	Budget	Period Actual Amount	YTD Actual	Inception to Date Actual	Encumbrance Amount	Remaining Balance
Public Library	x-LIB Limitless Library MS	40014	39402014	6/12/2013	GSD FY14 Capital Projects	1,000,000	0	0	1,000,000	0	0
Public Library	x-LIB Miscellaneous Maintenance	40015	39401015	6/18/2014	GSD FY15 Capital Projects	4,421,717	0	0	4,421,717	0	0
Public Library	LIB Limitless Library Upgrade	40015	39402015	6/18/2014	GSD FY15 Capital Projects	1,000,000	0	0	1,000,000	0	0
Public Library	x-LIB Miscellaneous Maintenance	40016	39401016	6/10/2015	GSD FY16 Capital Projects	1,992,061	0	0	1,992,061	0	0
Public Library	LIB Limitless Library Upgrade	40016	39402016	6/10/2015	GSD FY16 Capital Projects	1,000,000	0	0	1,000,000	0	0
Public Library	LIB Maintenance	40017	39401017	6/22/2016	GSD FY17 Capital Projects	4,000,000	0	0	3,851,083	2,243	146,675
Public Library	LIB New Donelson Library	40017	39402017	6/22/2016	GSD FY17 Capital Projects	7,838,000	0	0	4,917,338	0	2,920,662
Public Library	LIB New Donelson Library-ITS	40017	39442017	6/22/2016	GSD FY17 Capital Projects	162,000	0	0	0	0	162,000
Public Library	LIB Planning - Hadley Park	40018	39401018	6/14/2017	GSD FY18 Capital Projects	500,000	0	0	16,436	28,564	455,000
Public Library	LIB General Maintenance	40021	39400021	3/3/2021	GSD FY21 Cap Projs RS2021-757	1,700,000	0	0	0	0	1,700,000
Public Library	LIB Major Repairs Systemwide	40022	39400022	12/8/2021	GSD FY22 Cap Projs RS2021-1201	4,000,000	0	0	0	0	4,000,000
Public Library	LIB Master Plan - Richland Campus	40022	39401022	12/8/2021	GSD FY22 Cap Projs RS2021-1201	250,000	0	0	0	0	250,000
Public Library	LIB Master Plan - Hadley Park Branch	40022	39402022	12/8/2021	GSD FY22 Cap Projs RS2021-1201	250,000	0	0	0	0	250,000
Public Library	LIB Main Library Infrastructure Repairs	40022	39403022	12/8/2021	GSD FY22 Cap Projs RS2021-1201	5,000,000	0	0	0	0	5,000,000
Public Library	LIB Facilities Master Plan	40118	39401118	11/22/2017	GSD FY18B Capital Projects	2,000,000	0	0	1,806,765	0	193,235
Public Library	LIB Richland Park Branch Plan	40119	39401119	10/22/2018	GSD FY19B Capital Projects	200,000	0	0	39,281	15,419	145,300
Public Library	LIB Library Main Renovations	40119	39402119	10/22/2018	GSD FY19B Capital Projects	500,000	0	2,199	502,150	0	(2,150)
PUBLIC LIBRARY TOTALS						57,510,062	0	2,199	42,239,718	46,225	15,224,118
** Overage due to Mis-Applied Payment and is in the Process of Being Corrected.											
Parks	x-PAR General Park Improvement	40009	40402010	6/10/2009	GSD FY10 Capital Projects Fund	151,000	0	0	145,366	0	5,634
Parks	x-PAR Greenway Downtown	40009	40403010	6/10/2009	GSD FY10 Capital Projects Fund	379,327	0	0	379,327	0	0
Parks	x-PAR Greenway Harpeth	40009	40404010	6/10/2009	GSD FY10 Capital Projects Fund	600,702	0	0	600,702	0	0
Parks	x-PAR Greenway Open Space	40009	40405010	6/10/2009	GSD FY10 Capital Projects Fund	125,000	0	0	125,000	0	0
Parks	x-PAR Greenway Opry Mills	40009	40406010	6/10/2009	GSD FY10 Capital Projects Fund	250,000	0	0	250,000	0	0
Parks	PAR Greenway Mill Creek	40009	40407010	6/10/2009	GSD FY10 Capital Projects Fund	449,000	0	0	446,313	0	2,687
Parks	x-PAR Greenway Richland	40009	40408010	6/10/2009	GSD FY10 Capital Projects Fund	527,000	0	0	527,000	0	0
Parks	x-PAR Harpeth Soccer	40009	40409010	6/10/2009	GSD FY10 Capital Projects Fund	85,000	0	0	85,000	0	0
Parks	x-PAR Joelton Grant Match	40009	40410010	6/10/2009	GSD FY10 Capital Projects Fund	500,000	0	0	500,000	0	0
Parks	PAR Land Acq Antioch	40009	40411010	6/10/2009	GSD FY10 Capital Projects Fund	650,000	0	68,271	477,109	172,891	0
Parks	x-PAR Land Acq Heartland Mill	40009	40412010	6/10/2009	GSD FY10 Capital Projects Fund	252,990	0	0	252,990	0	0
Parks	x-PAR Land Acq Warner	40009	40413010	6/10/2009	GSD FY10 Capital Projects Fund	1,500,000	0	0	1,500,000	0	0
Parks	x-PAR McCabe Center	40009	40414010	6/10/2009	GSD FY10 Capital Projects Fund	4,099,565	0	0	4,099,565	0	0
Parks	x-PAR Warner Youth Sports Field	40009	40417010	6/10/2009	GSD FY10 Capital Projects Fund	400,000	0	0	400,000	0	0
Parks	PAR Plan SE with Health	40009	40419010	6/10/2009	GSD FY10 Capital Projects Fund	500,000	0	0	500,000	0	0
Parks	x-PAR New Sevier Community Ctr	40011	40402011	9/27/2010	GSD FY11 Capital Projects Fund	3,998,167	0	0	3,998,167	0	0

Metropolitan Government of Nashville and Davidson County
 Quarterly Financial Updates
 Inception through February 2022
 General Obligation Capital Projects

Department Description	Business Unit Description	Fund Number	Business Unit/Job Number	Project Approval Date	Fund Description	Budget	Period Actual Amount	YTD Actual	Inception to Date Actual	Encumbrance Amount	Remaining Balance
Parks	x-PAR Greenway Projects	40011	40403011	9/27/2010	GSD FY11 Capital Projects Fund	3,250,000	0	0	3,249,995	0	5
Parks	x-PAR Open Space Revolving Fund	40011	40405011	9/27/2010	GSD FY11 Capital Projects Fund	5,000,000	0	0	5,000,000	0	0
Parks	x-PAR Centennial Prk MasterPlan	40011	40406011	9/27/2010	GSD FY11 Capital Projects Fund	499,713	0	0	499,713	0	0
Parks	x-PAR Two Rivers Mansion Reno	40011	40407011	9/27/2010	GSD FY11 Capital Projects Fund	750,000	0	0	750,000	0	0
Parks	x-PAR Sportsplex Renovations	40011	40408011	9/27/2010	GSD FY11 Capital Projects Fund	1,999,997	0	0	1,999,997	0	0
Parks	x-PAR Fairgrounds Park Plan/Dev	40011	40409011	9/27/2010	GSD FY11 Capital Projects Fund	2,000,000	0	0	2,000,000	0	0
Parks	x-PAR Joelton Park Improvements	40011	40410011	9/27/2010	GSD FY11 Capital Projects Fund	250,000	0	0	250,000	0	0
Parks	x-PAR Warner Park Local Match	40011	40413011	9/27/2010	GSD FY11 Capital Projects Fund	308,658	0	0	308,658	0	0
Parks	x-PAR Shelby Park Master Plan	40011	40414011	9/27/2010	GSD FY11 Capital Projects Fund	993,959	0	0	993,959	0	0
Parks	x-PAR North Nashville Greenway	40011	40415011	9/27/2010	GSD FY11 Capital Projects Fund	1,601,800	0	0	1,601,800	0	0
Parks	PAR Greenway Projects	40013	40401013	6/19/2012	GSD FY13 Capital Projects Fund	3,915,866	0	0	3,915,866	0	0
Parks	x-PAR Two Rivers	40013	40402013	6/19/2012	GSD FY13 Capital Projects Fund	500,000	0	0	500,000	0	0
Parks	x-PAR Centennial Prk MasterPlan	40013	40403013	6/19/2012	GSD FY13 Capital Projects Fund	2,000,000	0	0	2,000,000	0	0
Parks	x-PAR Shelby Park Master Plan	40013	40404013	6/19/2012	GSD FY13 Capital Projects Fund	2,484,813	0	0	2,484,813	0	0
Parks	x-PAR Mountain Bike	40013	40405013	6/19/2012	GSD FY13 Capital Projects Fund	969,087	0	0	969,087	0	0
Parks	x-PAR Centennial Sportsplex	40013	40406013	6/19/2012	GSD FY13 Capital Projects Fund	1,039,294	0	0	1,039,294	0	0
Parks	x-PAR Ft Nashborough	40013	40407013	6/19/2012	GSD FY13 Capital Projects Fund	993,244	0	0	993,244	0	0
Parks	PAR Dog Parks	40013	40408013	6/19/2012	GSD FY13 Capital Projects Fund	974,162	0	0	974,162	0	0
Parks	PAR Deferred Maintenance	40013	40409013	6/19/2012	GSD FY13 Capital Projects Fund	5,914,804	0	14,794	5,589,025	325,573	206
Parks	PAR Open Space Riverfront Devl	40013	40410013	6/19/2012	GSD FY13 Capital Projects Fund	14,868,585	0	0	14,868,585	0	0
Parks	x-PAR North Nashville Greenway	40013	40411013	6/19/2012	GSD FY13 Capital Projects Fund	2,013,655	0	0	2,013,655	0	0
Parks	x-PAR Greenway Projects	40014	40401014	6/12/2013	GSD FY14 Capital Projects	2,962,901	0	0	2,962,901	0	0
Parks	PAR Centennial Prk Master Plan	40014	40403014	6/12/2013	GSD FY14 Capital Projects	1,500,000	0	500	1,462,946	2,431	34,623
Parks	PAR Shelby Park Master Plan	40014	40404014	6/12/2013	GSD FY14 Capital Projects	2,160,000	67,769	506,350	1,856,429	139,844	163,727
Parks	x-PAR Centennial Sportsplex	40014	40406014	6/12/2013	GSD FY14 Capital Projects	1,000,000	0	0	1,000,000	0	0
Parks	PAR Deferred Maintenance	40014	40409014	6/12/2013	GSD FY14 Capital Projects	9,000,000	10,407	57,125	8,942,140	91,138	(33,278) *
Parks	x-PAR Open Space Riverfront Dev	40014	40410014	6/12/2013	GSD FY14 Capital Projects	24,500,000	0	0	24,500,000	0	0
Parks	x-PAR Nashville Zoo	40014	40411014	6/12/2013	GSD FY14 Capital Projects	5,000,000	0	0	5,000,000	0	0
Parks	x-PAR First Ave / Riverfront	40014	40420014	6/12/2013	GSD FY14 Capital Projects	500,000	0	0	500,000	0	0
Parks	PAR Greenway Projects	40015	40401015	6/18/2014	GSD FY15 Capital Projects	3,000,000	0	0	2,993,377	0	6,623
Parks	PAR Warner Park Master Plan	40015	40402015	6/18/2014	GSD FY15 Capital Projects	4,946,183	0	0	4,946,183	0	0
Parks	PAR CentennialPark Master Plan	40015	40403015	6/18/2014	GSD FY15 Capital Projects	4,000,000	0	0	4,000,000	0	0
Parks	PAR Open Space	40015	40404015	6/18/2014	GSD FY15 Capital Projects	1,700,000	0	0	1,413,451	0	286,549
Parks	PAR Stones River/Ravenwood	40015	40405015	6/18/2014	GSD FY15 Capital Projects	2,500,000	0	0	2,409,385	17,798	72,817
Parks	PAR Deferred Maintenance	40015	40406015	6/18/2014	GSD FY15 Capital Projects	8,057,430	19,411	87,723	7,072,027	193,535	791,868
Parks	x-PAR Master Plan Update	40015	40407015	6/18/2014	GSD FY15 Capital Projects	468,050	0	0	468,050	0	0
Parks	PAR Madison/SE Community Ctr	40015	40408015	6/18/2014	GSD FY15 Capital Projects	996,387	0	0	996,387	0	0

Metropolitan Government of Nashville and Davidson County
 Quarterly Financial Updates
 Inception through February 2022
 General Obligation Capital Projects

Department Description	Business Unit Description	Fund Number	Business Unit/Job Number	Project Approval Date	Fund Description	Budget	Period Actual Amount	YTD Actual	Inception to Date Actual	Encumbrance Amount	Remaining Balance
Parks	x-PAR Nashville Zoo	40015	40409015	6/18/2014	GSD FY15 Capital Projects	10,000,000	0	0	10,000,000	0	0
Parks	PAR Greenway Projects	40016	40401016	6/10/2015	GSD FY16 Capital Projects	5,000,000	0	0	3,922,290	0	1,077,710
Parks	PAR Open Space	40016	40402016	6/10/2015	GSD FY16 Capital Projects	18,000,000	(10,786)	288,253	16,117,547	126,930	1,755,523
Parks	PAR Maintenance	40016	40403016	6/10/2015	GSD FY16 Capital Projects	5,042,832	0	25,253	4,908,137	120,816	13,879
Parks	PAR Madison Community Ctr	40016	40404016	6/10/2015	GSD FY16 Capital Projects	8,958,317	0	0	8,958,317	0	0
Parks	PAR Southeast Community Ctr	40016	40405016	6/10/2015	GSD FY16 Capital Projects	2,998,851	0	0	2,998,851	0	0
Parks	PAR Hadley Tennis Ctr	40016	40406016	6/10/2015	GSD FY16 Capital Projects	1,000,000	0	0	1,000,000	0	0
Parks	PAR Una Antioch	40016	40407016	6/10/2015	GSD FY16 Capital Projects	1,000,000	0	0	1,000,000	0	0
Parks	PAR Nashville Zoo	40016	40408016	6/10/2015	GSD FY16 Capital Projects	10,000,000	0	123,545	10,000,000	0	0
Parks	PAR Greenways	40017	40401017	6/22/2016	GSD FY17 Capital Projects	5,000,000	0	11,985	3,242,895	0	1,757,105
Parks	PAR Smith Springs Commty Ctr	40017	40402017	6/22/2016	GSD FY17 Capital Projects	7,000,000	0	0	7,000,000	0	0
Parks	PAR Centennial Park	40017	40403017	6/22/2016	GSD FY17 Capital Projects	5,000,000	21,474	172,889	3,805,985	783,881	410,134
Parks	PAR Land Acquisition	40017	40404017	6/22/2016	GSD FY17 Capital Projects	5,000,000	0	0	4,043,381	1,450	955,169
Parks	PAR Soccer Fields	40017	40405017	6/22/2016	GSD FY17 Capital Projects	2,884,012	0	0	2,884,012	0	0
Parks	PAR Maintenance/Small Park Imp	40017	40406017	6/22/2016	GSD FY17 Capital Projects	10,115,988	13,628	106,681	8,108,672	722,977	1,284,339
Parks	PAR SoccerFields/Greenways-BFC	40017	40415017	6/22/2016	GSD FY17 Capital Projects	3,000,000	0	0	3,000,000	0	0
Parks	X-PAR Hadley Tennis Bubble	40018	40401018	6/14/2017	GSD FY18 Capital Projects	1,300,000	0	0	1,300,000	0	0
Parks	X-PAR Antioch Commty Ctr Renovat	40018	40402018	6/14/2017	GSD FY18 Capital Projects	700,000	0	0	700,000	0	0
Parks	x-PAR Fairground Soccer Greenway	40018	40403018	6/14/2017	GSD FY18 Capital Projects	3,000,000	0	0	3,000,000	0	0
Parks	PAR Plan/Design Projects	40018	40404018	6/14/2017	GSD FY18 Capital Projects	1,000,000	0	1,317	678,893	3,507	317,599
Parks	PAR Bellevue Community Ctr	40018	40405018	6/14/2017	GSD FY18 Capital Projects	10,800,000	0	0	10,800,000	0	0
Parks	PAR Bldgs-Repair/Replace Mechanical S	40021	40400021	3/3/2021	GSD FY21 Cap Projs RS2021-757	2,000,000	(15,506)	0	0	836,558	1,163,442
Parks	PAR Shelby Pk Brdg Repr Lake Sevier D	40021	40401021	3/3/2021	GSD FY21 Cap Projs RS2021-757	350,000	0	0	0	0	350,000
Parks	PAR Ascend Amphitheater - Elec Work	40021	40402021	3/3/2021	GSD FY21 Cap Projs RS2021-757	1,200,000	0	0	0	0	1,200,000
Parks	PAR Park Lighting	40021	40403021	3/3/2021	GSD FY21 Cap Projs RS2021-757	1,000,000	0	45,214	45,214	0	954,786
Parks	PAR Playgrounds Systemwide	40021	40404021	3/3/2021	GSD FY21 Cap Projs RS2021-757	1,000,000	0	263,950	263,950	0	736,050
Parks	PAR HVAC Park Facilities	40021	40405021	3/3/2021	GSD FY21 Cap Projs RS2021-757	150,000	15,506	15,506	15,506	0	134,494
Parks	PAR Warner Fence Replacement	40021	40406021	3/3/2021	GSD FY21 Cap Projs RS2021-757	85,000	0	0	0	0	85,000
Parks	PAR Greenway Bridge Repairs	40021	40407021	3/3/2021	GSD FY21 Cap Projs RS2021-757	100,000	0	0	0	0	100,000
Parks	PAR Antioch Greenway	40021	40408021	3/3/2021	GSD FY21 Cap Projs RS2021-757	85,000	0	0	0	0	85,000
Parks	PAR Fort Negley Repairs	40021	40409021	3/3/2021	GSD FY21 Cap Projs RS2021-757	1,000,000	0	35,433	35,433	983,192	(18,625) *
Parks	PAR Greenway Charlotte Corridor	40021	40411021	3/3/2021	GSD FY21 Cap Projs RS2021-757	9,520,000	0	0	0	0	9,520,000
Parks	PAR EAB Park Tree Inventory	40021	40412021	3/3/2021	GSD FY21 Cap Projs RS2021-757	750,000	6,476	91,447	145,733	510,867	93,400
Parks	PAR Bells Bend Property	40021	40413021	3/3/2021	GSD FY21 Cap Projs RS2021-757	2,000,000	2,285	10,285	10,285	0	1,989,715
Parks	PAR Clinton Fisk Park Imprvmnts	40021	40414021	3/3/2021	GSD FY21 Cap Projs RS2021-757	750,000	0	0	0	262,895	487,105
Parks	PAR Old Hickory Comm Ctr Playground C	40021	40415021	3/3/2021	GSD FY21 Cap Projs RS2021-757	3,400,000	0	0	0	1,733,200	1,666,800
Parks	PAR Fair Park - Phase II	40021	40416021	3/3/2021	GSD FY21 Cap Projs RS2021-757	7,000,000	79,882	79,882	79,882	513,642	6,406,476

Metropolitan Government of Nashville and Davidson County
 Quarterly Financial Updates
 Inception through February 2022
 General Obligation Capital Projects

Department Description	Business Unit Description	Fund Number	Business Unit/Job Number	Project Approval Date	Fund Description	Budget	Period Actual Amount	YTD Actual	Inception to Date Actual	Encumbrance Amount	Remaining Balance
Parks	PAR PB Looby Center Gym-A/C	40021	40441121	3/3/2021	GSD FY21 Cap Projs RS2021-757	192,500	0	0	0	0	192,500
Parks	PAR PB Hartman Park-Bathroom Facility	40021	40441221	3/3/2021	GSD FY21 Cap Projs RS2021-757	550,000	0	0	0	0	550,000
Parks	PAR PB Hartman Park Playground	40021	40441321	3/3/2021	GSD FY21 Cap Projs RS2021-757	330,000	0	0	0	0	330,000
Parks	PAR PB Hartman Park Landscape Upgra	40021	40441421	3/3/2021	GSD FY21 Cap Projs RS2021-757	3,520	0	0	0	0	3,520
Parks	PAR PB Bordx Gardens-Playgrnd/Pavilio	40021	40441521	3/3/2021	GSD FY21 Cap Projs RS2021-757	551,980	0	0	0	0	551,980
Parks	PAR Wharf Park - 88 Hermitage Acq	40022	40400022	12/8/2021	GSD FY22 Cap Projs RS2021-1201	20,000,000	0	0	0	0	20,000,000
Parks	PAR Wharf Park - Design	40022	40401022	12/8/2021	GSD FY22 Cap Projs RS2021-1201	3,000,000	0	0	0	0	3,000,000
Parks	PAR Old Hickory Commty Ctr	40022	40402022	12/8/2021	GSD FY22 Cap Projs RS2021-1201	13,400,000	0	0	0	0	13,400,000
Parks	PAR Zoo Parking Upgrades	40022	40403022	12/8/2021	GSD FY22 Cap Projs RS2021-1201	15,000,000	0	0	0	0	15,000,000
Parks	PAR Fort Negley Area Planning	40022	40404022	12/8/2021	GSD FY22 Cap Projs RS2021-1201	1,000,000	0	0	0	0	1,000,000
Parks	PAR Roof Replacements	40022	40405022	12/8/2021	GSD FY22 Cap Projs RS2021-1201	1,400,000	0	0	0	0	1,400,000
Parks	PAR General Park / Amenity Imprvmnts	40022	40406022	12/8/2021	GSD FY22 Cap Projs RS2021-1201	5,000,000	0	0	0	0	5,000,000
Parks	PAR Fleet Items - Heavy Equipment	40022	40407022	12/8/2021	GSD FY22 Cap Projs RS2021-1201	1,000,000	0	0	0	0	1,000,000
Parks	PAR General Repairs Fund	40022	40408022	12/8/2021	GSD FY22 Cap Projs RS2021-1201	1,750,000	0	0	0	0	1,750,000
Parks	PAR Trinity Hills Park Devlpmnt Phase 1	40022	40409022	12/8/2021	GSD FY22 Cap Projs RS2021-1201	1,750,000	0	0	0	0	1,750,000
Parks	PAR Dist 30 Park - Master Plan / Design	40022	40411022	12/8/2021	GSD FY22 Cap Projs RS2021-1201	1,000,000	0	0	0	0	1,000,000
Parks	PAR 1st & Gay Park Devlpmnt Perm Hou	40022	40412022	12/8/2021	GSD FY22 Cap Projs RS2021-1201	3,000,000	0	0	0	0	3,000,000
Parks	PAR Open Space Acquisition	40022	40413022	12/8/2021	GSD FY22 Cap Projs RS2021-1201	2,000,000	0	0	0	0	2,000,000
Parks	PAR Greenways General Fund	40022	40414022	12/8/2021	GSD FY22 Cap Projs RS2021-1201	8,660,000	0	0	0	0	8,660,000
Parks	PAR Two Rivers Mansion - Events Pavili	40022	40415022	12/8/2021	GSD FY22 Cap Projs RS2021-1201	1,000,000	0	0	0	0	1,000,000
Parks	PAR Napier Rec Center Pool Repairs	40022	40416022	12/8/2021	GSD FY22 Cap Projs RS2021-1201	500,000	0	0	0	0	500,000
Parks	PAR Lockeland Springs	40022	40417022	12/8/2021	GSD FY22 Cap Projs RS2021-1201	800,000	0	0	0	0	800,000
Parks	PAR Global Mall	40022	40418022	12/8/2021	GSD FY22 Cap Projs RS2021-1201	5,025,000	0	0	0	0	5,025,000
Parks	x-PAR Open Space/Riverfront Dev	40113	40410113	2/12/2013	GSD FY13B Capital Projects	4,991,522	0	0	4,991,522	0	0
Parks	PAR Paving/Maintenance	40113	40420113	2/12/2013	GSD FY13B Capital Projects	2,500,000	60,000	219,982	2,367,009	0	132,991
Parks	PAR Capital View Park Dev	40118	40401118	11/22/2017	GSD FY18B Capital Projects	2,500,000	0	0	2,500,000	0	0
Parks	PAR Centennial Park Master Pl	40118	40402118	11/22/2017	GSD FY18B Capital Projects	5,000,000	0	164,440	4,933,471	66,529	0
Parks	PAR Bellevue CommCtr & IceRink	40118	40403118	11/22/2017	GSD FY18B Capital Projects	18,000,000	0	0	18,000,000	0	0
Parks	PAR General Maint County Wide	40118	40404118	11/22/2017	GSD FY18B Capital Projects	2,000,000	0	0	1,621,739	0	378,261
Parks	PAR Greenways	40118	40405118	11/22/2017	GSD FY18B Capital Projects	2,000,000	23,628	91,074	123,631	45,664	1,830,705
Parks	PAR Deferred Maint	40119	40401119	10/22/2018	GSD FY19B Capital Projects	8,000,000	1,146	242,903	2,876,532	1,025,223	4,098,245
Parks	PAR Greenways	40119	40402119	10/22/2018	GSD FY19B Capital Projects	10,000,000	36,627	36,627	1,801,271	583,043	7,615,686
Parks	PAR Mill Ridge Park Phase 1A	40119	40403119	10/22/2018	GSD FY19B Capital Projects	12,000,000	394,685	3,397,639	4,932,885	6,914,816	152,299
Parks	PAR Ravenwood Park Phase 1A	40119	40404119	10/22/2018	GSD FY19B Capital Projects	12,000,000	48,617	1,799,832	2,746,405	6,748,697	2,504,898
Parks	x-PAR Tennis Court Repairs	40202	40402001	6/10/2009	GSD Capital Improvement Plan	300,000	0	0	0	0	300,000
Parks	x-PAR Swimming Pool Systems	40202	40402002	6/10/2009	GSD Capital Improvement Plan	200,000	0	0	0	0	200,000
Parks	x-PAR Hamilton Creek Marina	40202	40402003	6/10/2009	GSD Capital Improvement Plan	25,000	0	0	0	0	25,000

Metropolitan Government of Nashville and Davidson County
 Quarterly Financial Updates
 Inception through February 2022
 General Obligation Capital Projects

Department Description	Business Unit Description	Fund Number	Business Unit/Job Number	Project Approval Date	Fund Description	Budget	Period Actual Amount	YTD Actual	Inception to Date Actual	Encumbrance Amount	Remaining Balance
Parks	x-PAR FMD Park Lilyb's Garden	40202	40402004	6/10/2009	GSD Capital Improvement Plan	110,000	0	0	0	0	110,000
Parks	PAR Davidson St Along Cumberland River	40220	40401220	3/18/2020	GSD FY20B Cap Projs RS2020-213	2,900,000	0	0	0	478,750	2,421,250
Parks	PAR Sevier Mansion/Related Buildings	40220	40402220	3/18/2020	GSD FY20B Cap Projs RS2020-213	4,800,000	929	118,741	170,377	116,948	4,512,675
Parks	x-PAR W Riverfront MDHA Grant	41440	40400077	12/1/2013	Parks W Riverfront MDHA Grant	7,600,000	0	0	7,434,073	0	165,927
Parks	x-PAR USD Riverfront Phase 2	48009	40482010	6/10/2009	USD FY10 Capital Projects Fund	5,668,687	0	0	5,668,687	0	0
	PARKS TOTALS					473,784,548	776,178	8,077,641	305,044,253	23,522,796	145,217,499
					* Overage due to Encumbrances. Negative Balance will Clear as Actual Payments are Made or Encumbrances are cancelled.						
Arts Commission	ART Public Art	40009	41401010	6/10/2009	GSD FY10 Capital Projects Fund	8,196,250	0	0	8,196,217	33	(0)
Arts Commission	ART Percent for the Arts	40014	41404114	6/12/2013	GSD FY14 Capital Projects	360,000	0	16,082	324,731	36,199	(930) *
Arts Commission	ART Percent for the Arts	40015	41404115	6/18/2014	GSD FY15 Capital Projects	141,066	0	24,698	152,126	12,939	(24,000) **
Arts Commission	ART Percent for the Arts	40016	41404116	6/10/2015	GSD FY16 Capital Projects	848,934	144,944	412,321	848,934	0	0
Arts Commission	ART Percent for the Arts	40017	41404117	6/22/2016	GSD FY17 Capital Projects	835,000	72,409	116,441	116,442	31,160	687,398
Arts Commission	ART Percent for the Arts	40018	41404018	6/14/2017	GSD FY18 Capital Projects	433,000	0	0	0	0	433,000
Arts Commission	ART Percent for the Arts	40118	41404118	11/22/2017	GSD FY18B Capital Projects	721,300	0	0	0	0	721,300
Arts Commission	ART Percent for the Arts	40119	41404119	3/3/2021	GSD FY19B Capital Projects	1,412,000	0	0	0	0	1,412,000
Arts Commission	ART Percent for the Arts	40220	41404220	3/3/2021	GSD FY20B Cap Projs RS2020-213	326,700	0	0	0	0	326,700
Arts Commission	ART Percent for the Arts	45014	41454114	6/12/2013	MNPS FY14 Capital Projects	455,800	0	0	0	0	455,800
Arts Commission	ART Percent for the Arts	45015	41454115	6/18/2014	MNPS FY15 Capital Projects	540,000	0	0	0	0	540,000
Arts Commission	ART Percent for the Arts	45016	41454116	6/10/2015	MNPS FY16 Capital Projects	123,000	0	0	0	0	123,000
Arts Commission	ART Percent for the Arts	45017	41454117	6/22/2016	MNPS FY17 Capital Projects	1,324,100	0	0	0	0	1,324,100
Arts Commission	ART Percent for the Arts	45018	41454018	6/14/2017	MNPS FY18 Capital Projects	672,000	0	0	0	0	672,000
Arts Commission	ART Percent for the Arts	45119	41454119	3/3/2021	MNPS FY19B Capital Projects	100,000	0	0	0	0	100,000
Arts Commission	ART Percent for the Arts	45220	41454220	3/3/2021	MNPS FY20B Cap Projs RS2020-21	252,600	0	0	0	0	252,600
	ARTS COMMISSION TOTALS					16,741,750	217,353	569,542	9,638,450	80,331	7,022,968
					* Overage due to Encumbrances. Negative Balance will Clear as Actual Payments are Made or Encumbrances are cancelled.						
					** Overage due to Mis-Applied Payment and is in the Process of Being Corrected.						
Public Works	PW Bridges GSD	40009	42402010	6/10/2009	GSD FY10 Capital Projects Fund	5,372,310	0	0	5,372,310	0	0
Public Works	PW Information Systems GSD	40009	42404010	6/10/2009	GSD FY10 Capital Projects Fund	1,467,229	0	0	1,404,246	62,983	0
Public Works	x-PW Paving GSD	40009	42405010	6/10/2009	GSD FY10 Capital Projects Fund	9,645,038	0	0	9,645,038	0	0
Public Works	PW Roadway Projects GSD	40009	42407010	6/10/2009	GSD FY10 Capital Projects Fund	5,694,972	0	0	5,694,972	0	0
Public Works	PW Sidewalks GSD	40009	42409010	6/10/2009	GSD FY10 Capital Projects Fund	2,976,945	0	0	2,976,945	0	0
Public Works	x-PW Traffic GSD	40009	42412010	6/10/2009	GSD FY10 Capital Projects Fund	1,094,871	0	0	1,094,871	0	0
Public Works	x-PW GSD First Ave / Riverfront	40009	42490009	6/10/2009	GSD FY10 Capital Projects Fund	60,646	0	0	60,646	0	0

Metropolitan Government of Nashville and Davidson County
 Quarterly Financial Updates
 Inception through February 2022
 General Obligation Capital Projects

Department Description	Business Unit Description	Fund Number	Business Unit/Job Number	Project Approval Date	Fund Description	Budget	Period Actual Amount	YTD Actual	Inception to Date Actual	Encumbrance Amount	Remaining Balance
Public Works	PW Bridges GSD	40011	42402011	9/27/2010	GSD FY11 Capital Projects Fund	4,000,000	0	0	4,000,000	0	0
Public Works	PW Paving/Resurfacing GSD	40011	42405011	9/27/2010	GSD FY11 Capital Projects Fund	7,000,000	0	0	7,000,000	0	0
Public Works	PW Bikeways GSD	40011	42407011	9/27/2010	GSD FY11 Capital Projects Fund	2,500,000	0	0	2,497,712	2,288	0
Public Works	x-PW Sidewalks GSD	40011	42409011	9/27/2010	GSD FY11 Capital Projects Fund	7,500,000	0	0	7,500,000	0	0
Public Works	PW 28th/31st Ave Conn GSD	40011	42416011	9/27/2010	GSD FY11 Capital Projects Fund	15,085,752	0	0	15,084,322	1,430	0
Public Works	PW Traffic Signals/Equip GSD	40011	42418011	9/27/2010	GSD FY11 Capital Projects Fund	2,500,000	0	0	2,500,000	0	0
Public Works	x-PW Solid Waste Fac/Equip GSD	40011	42419011	9/27/2010	GSD FY11 Capital Projects Fund	472,274	0	0	472,274	0	0
Public Works	PW Sidewalks GSD	40013	42401013	6/19/2012	GSD FY13 Capital Projects Fund	12,000,000	1,869	74,222	11,673,296	154,040	172,664
Public Works	PW Paving/Resurfacing GSD	40013	42402013	6/19/2012	GSD FY13 Capital Projects Fund	20,000,000	66,957	295,148	19,914,453	85,547	0
Public Works	PW Bikeways GSD	40013	42403013	6/19/2012	GSD FY13 Capital Projects Fund	2,999,867	17,094	12,714	2,760,255	274,459	(34,847) *
Public Works	PW Bridges GSD	40013	42404013	6/19/2012	GSD FY13 Capital Projects Fund	4,747,328	0	0	4,747,328	0	0
Public Works	PW Corridor Redevelopment GSD	40013	42405013	6/19/2012	GSD FY13 Capital Projects Fund	7,500,000	0	10,623	7,478,851	17,655	3,494
Public Works	PW Road Projects GSD	40013	42406013	6/19/2012	GSD FY13 Capital Projects Fund	10,000,000	0	48,530	9,742,307	196,615	61,078
Public Works	PW Signalization GSD	40013	42407013	6/19/2012	GSD FY13 Capital Projects Fund	4,749,421	0	0	4,749,421	0	0
Public Works	PW Sidewalks GSD	40014	42401014	6/12/2013	GSD FY14 Capital Projects	8,000,000	0	0	7,824,095	0	175,905
Public Works	PW Paving/Resurfacing GSD	40014	42402014	6/12/2013	GSD FY14 Capital Projects	20,000,000	0	66,829	19,975,265	18,812	5,923
Public Works	PW Bikeways GSD	40014	42403014	6/12/2013	GSD FY14 Capital Projects	2,000,000	0	0	1,896,252	99,618	4,130
Public Works	PW Bridges GSD	40014	42404014	6/12/2013	GSD FY14 Capital Projects	1,050,000	0	28,200	75,915	0	974,085
Public Works	PW Road Projects GSD	40014	42406014	6/12/2013	GSD FY14 Capital Projects	25,000,000	0	0	25,000,000	0	0
Public Works	PW Signalization GSD	40014	42407014	6/12/2013	GSD FY14 Capital Projects	2,000,000	0	0	2,000,000	0	0
Public Works	PW Bridges/Colverts-Redirected	40014	42411014	6/12/2013	GSD FY14 Capital Projects	13,630,000	64,150	835,312	12,352,509	2,055,851	(778,360) *
Public Works	PW Bikeways-Redirect	40014	42413014	6/12/2013	GSD FY14 Capital Projects	750,000	21,969	21,969	21,969	224,353	503,678
Public Works	PW Emergency Roadway Work-Redirect	40014	42414014	6/12/2013	GSD FY14 Capital Projects	410,000	0	0	58,249	344,320	7,431
Public Works	PW Traffic Calming-Redirect	40014	42415014	6/12/2013	GSD FY14 Capital Projects	1,500,000	73,172	323,740	438,594	670,360	391,046
Public Works	PW Sidewalks GSD	40015	42401015	6/18/2014	GSD FY15 Capital Projects	17,000,000	0	0	16,753,419	18,700	227,881
Public Works	PW Paving/Resurfacing GSD	40015	42402015	6/18/2014	GSD FY15 Capital Projects	30,000,000	0	0	29,010,480	5,701	983,818
Public Works	PW Traffic/Signal Controls GSD	40015	42403015	6/18/2014	GSD FY15 Capital Projects	8,000,000	0	18,000	7,818,814	122,765	58,421
Public Works	PW Bridges GSD	40015	42404015	6/18/2014	GSD FY15 Capital Projects	6,000,000	0	0	6,000,000	0	0
Public Works	x-PW So Nashville Convn Ctr GSD	40015	42405015	6/18/2014	GSD FY15 Capital Projects	1,981,222	0	0	1,981,222	0	0
Public Works	PW Sidewalks GSD	40016	42401016	6/10/2015	GSD FY16 Capital Projects	25,000,000	10,295	304,464	24,854,583	129,853	15,564
Public Works	PW Paving GSD	40016	42402016	6/10/2015	GSD FY16 Capital Projects	20,000,000	0	295,087	19,670,043	308,925	21,032
Public Works	PW Traffic/Signal Controls GSD	40016	42403016	6/10/2015	GSD FY16 Capital Projects	3,000,000	18,382	40,995	2,938,737	44,549	16,714
Public Works	PW Roads Bridges Bikeways GSD	40016	42404016	6/10/2015	GSD FY16 Capital Projects	28,800,000	0	81,888	24,744,121	187,957	3,867,923
Public Works	PW Lanfill Engineering Mnt GSD	40016	42405016	6/10/2015	GSD FY16 Capital Projects	200,000	2,678	2,678	16,115	53,823	130,062
Public Works	PW SWalk Paving Rdwy-Recall	40016	42406016	6/10/2015	GSD FY16 Capital Projects	14,495,761	0	(914,738)	12,945,955	76,407	1,473,399
Public Works	PW Sidewalks GSD	40017	42401017	6/22/2016	GSD FY17 Capital Projects	30,000,000	0	(2,033)	24,306,448	959,398	4,734,154
Public Works	PW Paving GSD	40017	42402017	6/22/2016	GSD FY17 Capital Projects	35,000,000	0	350,765	34,261,119	738,881	0

Metropolitan Government of Nashville and Davidson County
 Quarterly Financial Updates
 Inception through February 2022
 General Obligation Capital Projects

Department Description	Business Unit Description	Fund Number	Business Unit/Job Number	Project Approval Date	Fund Description	Budget	Period Actual Amount	YTD Actual	Inception to Date Actual	Encumbrance Amount	Remaining Balance
Public Works	PW Bikeways GSD	40017	42403017	6/22/2016	GSD FY17 Capital Projects	1,000,000	0	0	983,738	10,500	5,762
Public Works	PW Bridges GSD	40017	42404017	6/22/2016	GSD FY17 Capital Projects	10,000,000	0	0	9,901,766	6	98,228
Public Works	PW Station Blvd Project GSD	40017	42405017	6/22/2016	GSD FY17 Capital Projects	6,000,000	1,059,008	3,071,179	5,475,260	409,327	115,413
Public Works	PW Roadway Improvements GSD	40017	42406017	6/22/2016	GSD FY17 Capital Projects	5,000,000	0	0	1,125,687	0	3,874,313
Public Works	PW Traffic Signalization GSD	40017	42407017	6/22/2016	GSD FY17 Capital Projects	10,000,000	3,660	96,114	9,098,070	288,307	613,623
Public Works	PW Road Reconstruction GSD	40017	42408017	6/22/2016	GSD FY17 Capital Projects	2,500,000	0	(22,090)	96,822	123,935	2,279,243
Public Works	PW Paving GSD	40018	42401018	6/14/2017	GSD FY18 Capital Projects	35,000,000	2,217	199,560	34,114,265	808,059	77,676
Public Works	PW Sidewalks GSD	40018	42402018	6/14/2017	GSD FY18 Capital Projects	30,000,000	29,205	5,949,966	16,538,760	3,637,024	9,824,216
Public Works	PW Bikeways GSD	40018	42403018	6/14/2017	GSD FY18 Capital Projects	5,000,000	27,718	176,918	3,908,135	1,080,048	11,817
Public Works	PW Roadway Reconstructn/Improv	40018	42404018	6/14/2017	GSD FY18 Capital Projects	13,000,000	0	132,606	7,688,395	122,093	5,189,512
Public Works	PW Solid Waste-Facilities Equip & Maint	40020	42410020	12/9/2019	GSD FY20 Cap Projs RS2019-100	500,000	0	0	500,000	0	0
Public Works	PW Roadway ROW Reconstr Improv & M	40020	42420020	12/9/2019	GSD FY20 Cap Projs RS2019-100	500,000	0	12,693	476,555	20,887	2,558
Public Works	PW Madison Station Blvd-Phase 2	40021	42400021	3/3/2021	GSD FY21 Cap Projs RS2021-757	5,000,000	0	0	0	3,858,087	1,141,913
Public Works	PW Solid Waste	40021	42401021	3/3/2021	GSD FY21 Cap Projs RS2021-757	2,150,000	0	91,879	91,879	0	2,058,121
Public Works	PW Satellite City Pmt-Road Infrastr	40021	42402021	3/3/2021	GSD FY21 Cap Projs RS2021-757	1,300,000	0	978,500	1,276,372	0	23,628
Public Works	NDOT PB Bordeaux Hill-Speed Bumps	40021	42441121	3/3/2021	GSD FY21 Cap Projs RS2021-757	30,000	0	0	0	11,250	18,750
Public Works	NDOT PB Buchanan Arts Dist-Signage	40021	42441221	3/3/2021	GSD FY21 Cap Projs RS2021-757	14,400	0	0	0	0	14,400
Public Works	NDOT State of Good Repair	40022	42400022	12/8/2021	GSD FY22 Cap Projs RS2021-1201	50,000,000	0	0	0	0	50,000,000
Public Works	NDOT Restrtrn&Resil-Ptnershp East Bnk	40022	42401022	12/8/2021	GSD FY22 Cap Projs RS2021-1201	20,000,000	0	0	0	0	20,000,000
Public Works	NDOT Restrtrn&Resil-Trffc Mgmt E Bnk S	40022	42402022	12/8/2021	GSD FY22 Cap Projs RS2021-1201	5,000,000	0	0	0	0	5,000,000
Public Works	NDOT USD Annextn - Add Street Lights	40022	42403022	12/8/2021	GSD FY22 Cap Projs RS2021-1201	500,000	0	0	0	0	500,000
Public Works	NDOT Traffic Mgmt Systems/Signal Upgr	40022	42404022	12/8/2021	GSD FY22 Cap Projs RS2021-1201	7,000,000	0	0	0	0	7,000,000
Public Works	NDOT Safety/Vision Zero/Traffic Calming	40022	42405022	12/8/2021	GSD FY22 Cap Projs RS2021-1201	10,000,000	0	0	0	0	10,000,000
Public Works	NDOT Vision Zero Education	40022	42406022	12/8/2021	GSD FY22 Cap Projs RS2021-1201	1,000,000	0	0	0	0	1,000,000
Public Works	NDOT Nolensville Pk Safety Audit Impl	40022	42407022	12/8/2021	GSD FY22 Cap Projs RS2021-1201	6,214,500	0	0	0	0	6,214,500
Public Works	NDOT Active Transportation/Bikeways	40022	42408022	12/8/2021	GSD FY22 Cap Projs RS2021-1201	2,000,000	0	0	0	0	2,000,000
Public Works	NDOT Sidewalk Design & Construction	40022	42409022	12/8/2021	GSD FY22 Cap Projs RS2021-1201	5,000,000	0	0	0	0	5,000,000
Public Works	PW Century Farms Access Roads	40118	42401118	11/22/2017	GSD FY18B Capital Projects	7,000,000	0	0	6,994,671	0	5,329
Public Works	PW Roadway Construct & Improve	40118	42402118	11/22/2017	GSD FY18B Capital Projects	7,375,000	125	144,443	2,807,989	3,829	4,563,182
Public Works	PW Traffic Management Program	40118	42403118	11/22/2017	GSD FY18B Capital Projects	3,000,000	0	1,921	2,856,670	102,856	40,474
Public Works	PW Paving Program	40119	42401119	10/22/2018	GSD FY19B Capital Projects	30,000,000	77,315	1,433,108	27,724,015	2,234,013	41,972
Public Works	PW Sidewalks Program	40119	42402119	10/22/2018	GSD FY19B Capital Projects	30,000,000	672,809	2,607,157	2,773,998	3,761,264	23,464,738
Public Works	PW Road Program	40119	42403119	10/22/2018	GSD FY19B Capital Projects	15,000,000	0	(1,034,451)	4,937,021	678,439	9,384,540
Public Works	PW Bridges Program	40119	42404119	10/22/2018	GSD FY19B Capital Projects	4,000,000	0	0	3,993,020	4,282	2,699
Public Works	PW Solid Waste- Recycle Equip	40119	42405119	10/22/2018	GSD FY19B Capital Projects	1,500,000	0	0	1,500,000	0	0
Public Works	PW Traffic Mgmt Program	40119	42406119	10/22/2018	GSD FY19B Capital Projects	3,000,000	0	8,302	2,621,078	400,871	(21,949) *
Public Works	PW Traffic Calming	40119	42407119	10/22/2018	GSD FY19B Capital Projects	1,500,000	12,470	31,435	1,273,872	72,167	153,961

Metropolitan Government of Nashville and Davidson County
 Quarterly Financial Updates
 Inception through February 2022
 General Obligation Capital Projects

Department Description	Business Unit Description	Fund Number	Business Unit/Job Number	Project Approval Date	Fund Description	Budget	Period Actual Amount	YTD Actual	Inception to Date Actual	Encumbrance Amount	Remaining Balance
Public Works	PW Bikeways Program	40119	42408119	10/22/2018	GSD FY19B Capital Projects	1,500,000	46	16,028	969,087	329,803	201,110
Public Works	PW East Bank/Cowan-Infrastrct	40119	42409119	10/22/2018	GSD FY19B Capital Projects	20,000,000	316,042	6,615,072	7,991,952	0	12,008,048
Public Works	PW Solid Waste-Landfill Repair	40119	42410119	10/22/2018	GSD FY19B Capital Projects	500,000	0	0	0	0	500,000
Public Works	PW Traffic Management	40220	42400220	3/18/2020	GSD FY20B Cap Projs RS2020-213	1,250,000	9,027	132,888	386,563	53,660	809,777
Public Works	PW Paving Program	40220	42401220	3/18/2020	GSD FY20B Cap Projs RS2020-213	6,000,000	0	1,845,623	2,806,200	1,654,717	1,539,083
Public Works	PW Sidewalk Program	40220	42402220	3/18/2020	GSD FY20B Cap Projs RS2020-213	4,000,000	0	2,262	133,961	2,434	3,863,605
Public Works	PW Roadways/ROW Improv/Maintenanc	40220	42403220	3/18/2020	GSD FY20B Cap Projs RS2020-213	2,200,000	0	1,239,883	1,461,739	251,466	486,795
Public Works	PW Solid Waste Equipment	40220	42404220	3/18/2020	GSD FY20B Cap Projs RS2020-213	500,000	0	0	0	0	500,000
Public Works	PW State of Good Repair - Paving	42021	42403021	3/3/2021	Transportation Plan FY21 Cap Projs	30,000,000	725,701	6,315,964	6,315,964	13,543,975	10,140,061
Public Works	PW State of Good Repair - Sidewalks	42021	42404021	3/3/2021	Transportation Plan FY21 Cap Projs	10,000,000	49,192	215,903	215,903	2,629,486	7,154,611
Public Works	PW State of Good Repair - Bridge Progra	42021	42405021	3/3/2021	Transportation Plan FY21 Cap Projs	7,750,000	179,036	2,039,925	2,314,736	3,233,042	2,202,222
Public Works	PW State of Good Repair -Bridge Lightin	42021	42406021	3/3/2021	Transportation Plan FY21 Cap Projs	2,250,000	584,973	802,697	802,696	476,473	970,831
Public Works	PW Sidewalks-Walk/Bike Updates-Lwr B	42021	42407021	3/3/2021	Transportation Plan FY21 Cap Projs	11,000,000	351,790	1,373,562	1,373,562	1,084,988	8,541,450
Public Works	PW Jefferson St Cap - Roadways ROW	42021	42408021	3/3/2021	Transportation Plan FY21 Cap Projs	5,800,000	0	168,002	168,002	81,998	5,550,000
Public Works	PW Restoration & Resiliency-Roadways/	42021	42409021	3/3/2021	Transportation Plan FY21 Cap Projs	15,000,000	594,725	1,222,778	1,222,778	960,171	12,817,051
Public Works	PW SafetyVisionZero &TrafficCalm-Traff	42021	42410021	3/3/2021	Transportation Plan FY21 Cap Projs	15,000,000	42,361	284,780	284,780	889,293	13,825,927
Public Works	PW Active Transportation -Bikeways	42021	42411021	3/3/2021	Transportation Plan FY21 Cap Projs	4,500,000	0	0	0	0	4,500,000
Public Works	PW TrafficMgt&Signal Upgrd-Traf Ctrl Ct	42021	42413021	3/3/2021	Transportation Plan FY21 Cap Projs	500,000	0	497,045	497,045	2,955	0
Public Works	PW TrafficMgt&Signal Upgrd-Traf Mgt Pr	42021	42414021	3/3/2021	Transportation Plan FY21 Cap Projs	5,300,000	124,828	523,826	530,123	3,063,623	1,706,254
Public Works	PW TrafficMgt&Signal Upgrd-Roadways/	42021	42415021	3/3/2021	Transportation Plan FY21 Cap Projs	1,700,000	13,235	13,235	13,235	125,865	1,560,900
Public Works	PW Downtn Neighbrhd Traffic Proj-Road	42021	42416021	3/3/2021	Transportation Plan FY21 Cap Projs	1,000,000	1,255	81,245	81,245	34,585	884,170
Public Works	PW Info Tech - IT Upgrades	42021	42417021	3/3/2021	Transportation Plan FY21 Cap Projs	1,922,000	0	0	0	0	1,922,000
Public Works	PW Land Purchase - Roadways	42021	42418021	3/3/2021	Transportation Plan FY21 Cap Projs	1,000,000	0	0	0	0	1,000,000
Public Works	PW Active Transprtn -Roadways/ROW	42021	42419021	3/3/2021	Transportation Plan FY21 Cap Projs	2,500,000	0	0	0	0	2,500,000
Public Works	PW GSD Library Parking Garage	44116	42431016	6/10/2015	GSD PW FY16 S/F Capital Projs	10,000,000	0	0	10,000,000	0	0
Public Works	PW USD Bikeways	48009	42401010	6/10/2009	USD FY10 Capital Projects Fund	889,698	0	0	884,407	5,291	0
Public Works	x-PW USD Bridges	48009	42403010	6/10/2009	USD FY10 Capital Projects Fund	797,804	0	0	797,804	0	0
Public Works	x-PW USD Paving	48009	42406010	6/10/2009	USD FY10 Capital Projects Fund	1,230,469	0	0	1,230,469	0	0
Public Works	PW USD Roadway Projects	48009	42408010	6/10/2009	USD FY10 Capital Projects Fund	7,226,761	0	0	7,224,139	2,622	0
Public Works	PW USD Sidewalks	48009	42410010	6/10/2009	USD FY10 Capital Projects Fund	2,277,325	0	0	2,277,325	0	0
Public Works	x-PW USD Traffic	48009	42413010	6/10/2009	USD FY10 Capital Projects Fund	677,077	0	0	677,077	0	0
Public Works	x-PW USD 28th 31st Ave ConnPlan	48009	42416010	6/10/2009	USD FY10 Capital Projects Fund	499,918	0	0	499,918	0	0
Public Works	x-PW USD First Ave / Riverfront	48009	42480010	6/10/2009	USD FY10 Capital Projects Fund	1,475,353	0	0	1,475,353	0	0
Public Works	PW SWalk Paving Rdwy-Recall	48009	42481010	6/10/2009	USD FY10 Capital Projects Fund	4,217	0	0	4,217	0	0
Public Works	x-PW USD Bikeways	48011	42401011	9/27/2010	USD FY11 Capital Projects Fund	499,978	0	0	499,978	0	0
Public Works	PW USD Paving/Resurfacing	48011	42406011	9/27/2010	USD FY11 Capital Projects Fund	4,985,510	0	135	4,985,645	0	(135)**
Public Works	PW USD Sidewalks	48011	42410011	9/27/2010	USD FY11 Capital Projects Fund	5,000,000	0	0	5,000,000	0	0

Metropolitan Government of Nashville and Davidson County
 Quarterly Financial Updates
 Inception through February 2022
 General Obligation Capital Projects

Department Description	Business Unit Description	Fund Number	Business Unit/Job Number	Project Approval Date	Fund Description	Budget	Period Actual Amount	YTD Actual	Inception to Date Actual	Encumbrance Amount	Remaining Balance
Public Works	x-PW USD Traffic Signals/Equip	48011	42413011	9/27/2010	USD FY11 Capital Projects Fund	1,500,000	0	0	1,500,000	0	0
Public Works	PW USD Multi Fam Refuse/Recycl	48011	42414011	9/27/2010	USD FY11 Capital Projects Fund	250,000	0	0	239,535	0	10,465
Public Works	PW USD Refuse/Recycle Contain	48011	42415011	9/27/2010	USD FY11 Capital Projects Fund	275,000	0	0	274,990	0	10
Public Works	PW SWalk Paving Rdwy-Recall	48011	42481011	9/27/2010	USD FY11 Capital Projects Fund	305,922	0	0	305,922	0	0
Public Works	PW Solid Waste Study	48017	42481017	6/22/2016	USD FY17 Capital Projects Fund	500,000	0	0	499,999	1	0
Public Works	x-PW USD Sidewalks	48113	42480113	2/12/2013	USD FY13B Capital Projects	2,459,140	0	0	2,459,140	0	0
Public Works	PW USD Paving/Road Projects	48113	42486113	2/12/2013	USD FY13B Capital Projects	4,981,420	0	0	4,976,241	5,180	0
Public Works	PW USD Annexation	48118	42484118	2/12/2013	USD FY18B Capital Projects	225,000	0	0	225,000	0	0
	PUBLIC WORKS TOTALS					954,500,130	5,153,304	39,164,487	623,677,920	52,914,162	277,908,048
					* Overage due to Encumbrances. Negative Balance will Clear as Actual Payments are Made or Encumbrances are cancelled.						
					** Overage due to Mis-Applied Payment and is in the Process of Being Corrected.						
Farmer's Market	FAR Farmers Mkt Projects	40109	60401010	6/10/2009	GSD FY10 Self-funding Cap Proj	43,668	0	0	77,083	0	(33,415)
Farmer's Market	FAR Farmers Mkt HVAC Replace	40119	60402119	10/22/2018	GSD FY19B Capital Projects	1,200,000	0	0	1,158,231	0	41,769
	FARMERS' MARKET TOTALS					1,243,668	0	0	1,235,313	0	8,355
					** Overage to be transferred to separate capital account to clear negative balance.						
Muni Auditorium	MUN Life & Safety Upgrades	40009	61401010	6/10/2009	GSD FY10 Capital Projects Fund	0	0	0	0	0	0
Muni Auditorium	MUN Plumbing HVAC Repairs/Reno	40021	61400021	3/3/2021	GSD FY21 Cap Projs RS2021-757	2,500,000	0	0	0	330,726	2,169,274
	MUNICIPAL AUDITORIUM TOTALS					2,500,000	0	0	0	330,726	2,169,274
Fairgrounds-Nash	BFC Fairgrounds Improvements	40017	62401017	6/22/2016	GSD FY17 Capital Projects	17,000,000	23,101	322,265	16,123,499	186,231	690,270
Fairgrounds-Nash		40022	62401022	12/8/2021	GSD FY22 Cap Projs RS2021-1201	22,000,000	0	0	0	0	22,000,000
Fairgrounds-Nash	BFC Buildings & Facilities Imp	40019	62401019	9/5/2018	GSD FY19 Cap Projs RS2018-1328	25,000,000	59,673	529,839	24,210,274	542,599	247,127
	FAIRGROUNDS - NASHVILLE TOTALS					64,000,000	82,774	852,104	40,333,773	728,830	22,937,397
Sports Authority	x-SPA Roof and Signage	40009	64401010	6/10/2009	GSD FY10 Capital Projects Fund	13,995	0	0	13,995	0	0
Sports Authority	SPA MLS Infrastructure	40019	64401019	9/5/2018	GSD FY19 Cap Projs RS2018-1328	25,000,000	69,369	6,413,521	12,892,575	8,524,960	3,582,465
Sports Authority	x-SPA Bridgestone Arena Ext Imp	40113	64401113	2/12/2013	GSD FY13B Capital Projects	6,214,040	0	0	6,214,040	0	0
	SPORTS AUTHORITY TOTALS					31,228,035	69,369	6,413,521	19,120,610	8,524,960	3,582,465
Water and Sewer	W&S Stormwater Drain GO Closeo	40009	65401010	6/10/2009	GSD FY10 Capital Projects Fund	328,560	0	0	253,590	0	74,970

Metropolitan Government of Nashville and Davidson County
 Quarterly Financial Updates
 Inception through February 2022
 General Obligation Capital Projects

Department Description	Business Unit Description	Fund Number	Business Unit/Job Number	Project Approval Date	Fund Description	Budget	Period Actual Amount	YTD Actual	Inception to Date Actual	Encumbrance Amount	Remaining Balance
Water and Sewer	W&S FY17 StormwaterHomeBuyouts	40017	65401017	6/22/2016	GSD FY17 Capital Projects	5,000,000	0	4,238	4,698,285	567	301,148
Water and Sewer	W&S Waste Services Hvy Equip/Garbg T	40022	65401022	12/8/2021	GSD FY22 Cap Projs RS2021-1201	1,280,000	0	0	0	0	1,280,000
Water and Sewer	W&S Waste Services Security	40022	65402022	12/8/2021	GSD FY22 Cap Projs RS2021-1201	1,000,000	0	0	0	0	1,000,000
Water and Sewer	W&S SW County-wide Projects	40022	65403022	12/8/2021	GSD FY22 Cap Projs RS2021-1201	12,550,000	0	0	0	0	12,550,000
Water and Sewer	W&S SW Engineering & Design	40022	65404022	12/8/2021	GSD FY22 Cap Projs RS2021-1201	3,000,000	0	0	0	0	3,000,000
Water and Sewer	W&S SW State of Good Repair-SW Projs	41021	65401021	3/3/2021	W&S GSD Stormwater FY21 SF Ca	19,830,000	263,160	1,729,186	2,005,067	7,083,350	10,741,583
Water and Sewer	W&S Stormwater Program	41113	65411113	2/12/2013	W&S GSD StormwaterS/F FY13BCa	50,000,000	0	0	49,987,776	0	12,224
Water and Sewer	W&S Stormwater FY18B SF Projs	41118	65411118	11/22/2017	W&S GSD StormwaterS/F FY18BCa	10,000,000	137,776	1,841,691	9,577,253	850,624	(427,877) *
Water and Sewer	W&S Stormwater FY19B SF Projs	41119	65411119	10/22/2018	W&S GSD StormwaterS/F FY19BCa	20,000,000	0	2,068,736	17,924,398	269,871	1,805,731
Water and Sewer	x-W&S SW USD Drain GO Closeout	48009	65402010	6/10/2009	USD FY10 Capital Projects Fund	177,159	0	0	177,159	0	0
Water and Sewer	W&S Stormwater S/F FY10 CapPrj	49110	65403010	6/10/2009	W&S GSD Stormwater S/F FY10Ca	48,299,981	0	0	47,316,352	164,322	819,307
Water and Sewer	W&S Stormwater Fairgrounds	49110	65405010	6/10/2009	W&S GSD Stormwater S/F FY10Ca	1,700,019	0	0	1,695,000	5,019	0
	WATER & SEWER TOTALS					173,165,719	400,936	5,643,851	133,634,880	8,373,753	31,157,086
					* Overage due to Encumbrances. Negative Balance will Clear as Actual Payments are Made or Encumbrances are cancelled.						
General Hospital	x-GHOStar and Rev Cycle Softwar	40009	67401010	6/10/2009	GSD FY10 Capital Projects Fund	284,479	0	0	284,479	0	0
General Hospital	x-GHO STAR Technology Proj	40014	67401014	6/12/2013	GSD FY14 Capital Projects	2,300,000	0	0	2,300,000	0	0
General Hospital	x-GHOIT System Replace/McKesson	40015	67401015	6/18/2014	GSD FY15 Capital Projects	1,200,000	0	0	1,200,000	0	0
General Hospital	x-GHOMedical Equipment	40015	67402015	6/18/2014	GSD FY15 Capital Projects	1,800,000	0	0	1,800,000	0	0
General Hospital	GHO Maint/ Renovation/ Equipmt	40016	67401016	6/10/2015	GSD FY16 Capital Projects	3,000,000	0	0	3,000,000	0	0
General Hospital	GHO Misc Equipment/Upgrades	40017	67401017	6/22/2016	GSD FY17 Capital Projects	5,000,000	0	0	5,000,000	0	0
General Hospital	GHO Misc Repairs Maint Equipmt	40119	67401119	10/22/2018	GSD FY19B Capital Projects	2,400,000	0	(107,063)	2,400,000	0	0
	GENERAL HOSPITAL TOTALS					15,984,479	0	(107,063)	15,984,479	0	0
DES-Dist Energy	DES MCC Infrastructure CP	49107	68403010	9/27/2010	DES MCC Infrastructure FY11 CP	8,500,000	0	0	8,246,469	102	253,429
DES-Dist Energy	DES Misc Service Projects	49109	68401010	6/10/2009	DES FY10 Self-Funding Cap Proj	2,919,390	0	0	2,849,185	1,245	68,961
DES-Dist Energy	DES Customer Connection and Re	49109	68402010	6/10/2009	DES FY10 Self-Funding Cap Proj	2,410,000	0	0	1,047,758	0	1,362,242
DES-Dist Energy	DES FY16 Misc Service Projects	49116	68401016	6/10/2015	USD DES FY16 S/F Capital Projs	25,284,478	341,360	995,554	3,569,294	501,567	21,213,617
	DISTRICT ENERGY SYSTEM TOTALS					39,113,868	341,360	995,554	15,712,705	502,914	22,898,249
Metro Action Com	x-MAC New Headstart North Kitch	40009	75401010	6/10/2009	GSD FY10 Capital Projects Fund	20,889	0	0	20,889	0	0
Metro Action Com	x-MAC New Headstart Fac Douglas	40009	75402010	6/10/2009	GSD FY10 Capital Projects Fund	27,033	0	0	27,033	0	0
Metro Action Com	MAC Repairs/Major Maintenance	40018	75401018	6/14/2017	GSD FY18 Capital Projects	2,500,000	0	0	2,500,000	0	0
Metro Action Com	MAC Sprinkler System Installations	40021	75400021	3/3/2021	GSD FY21 Cap Projs RS2021-757	500,000	0	0	0	0	500,000

Metropolitan Government of Nashville and Davidson County
 Quarterly Financial Updates
 Inception through February 2022
 General Obligation Capital Projects

Department Description	Business Unit Description	Fund Number	Business Unit/Job Number	Project Approval Date	Fund Description	Budget	Period Actual Amount	YTD Actual	Inception to Date Actual	Encumbrance Amount	Remaining Balance
Metro Action Com	MAC Replace Damaged Walls Flooring	40021	75401021	3/3/2021	GSD FY21 Cap Projs RS2021-757	150,000	0	0	0	0	150,000
Metro Action Com	MAC Replace Damaged Tile - Douglass C	40021	75402021	3/3/2021	GSD FY21 Cap Projs RS2021-757	150,000	0	0	0	0	150,000
Metro Action Com	MAC Recon Side of Richland Ctr Park L	40021	75403021	3/3/2021	GSD FY21 Cap Projs RS2021-757	250,000	0	0	0	0	250,000
	METRO ACTION COMMISSION TOTALS					3,597,922	0	0	2,547,922	0	1,050,000
MDHA	x-MDHA African Am Museum	40009	77401010	6/10/2009	GSD FY10 Capital Projects Fund	465,898	0	0	465,898	0	0
MDHA	x-MDHA Adventure Science	40009	77406010	6/10/2009	GSD FY10 Capital Projects Fund	245,747	0	0	245,747	0	0
MDHA	x-MDHA Zoo	40009	77408010	6/10/2009	GSD FY10 Capital Projects Fund	451,235	0	0	451,235	0	0
MDHA	x-MDHA Affordable Housng Infrastr	40016	77401016	6/10/2015	GSD FY16 Capital Projects	4,000,000	0	0	4,000,000	0	0
MDHA	MDHA Infrastructure Improv-Hsg	40017	77401017	6/22/2016	GSD FY17 Capital Projects	7,000,000	0	0	7,000,000	0	0
MDHA	MDHA Infrastr Particptn Agrmts-Affrd Hsg	40021	77400021	3/3/2021	GSD FY21 Cap Projs RS2021-757	2,000,000	0	0	0	0	2,000,000
MDHA	MDHA Affrd Hous'g-Infra Partcptn Agrmn	40022	77401022	12/8/2021	GSD FY22 Cap Projs RS2021-1201	5,000,000	2,684,980	2,684,980	2,684,980	0	2,315,020
MDHA	MDHA African Am Museum	40209	77411010	6/10/2009	GSD FY10 Non-BAB Capital Projs	8,987,947	0	0	8,987,947	0	0
MDHA	x-MDHA Frist CF FY10	40209	77412010	6/10/2009	GSD FY10 Non-BAB Capital Projs	106,073	0	0	106,073	0	0
MDHA	x-MDHA Adventure Science	40209	77413010	6/10/2009	GSD FY10 Non-BAB Capital Projs	4,253	0	0	4,253	0	0
MDHA	x-MDHA Frist FY10	40209	77414010	6/10/2009	GSD FY10 Non-BAB Capital Projs	130,611	0	0	130,611	0	0
MDHA	x-MDHA Zoo	40209	77415010	6/10/2009	GSD FY10 Non-BAB Capital Projs	548,765	0	0	548,765	0	0
MDHA	x-MDHA USD Riverfront Redevelo	48009	77402010	6/10/2009	USD FY10 Capital Projects Fund	7,950,000	0	0	7,950,000	0	0
MDHA	x-MDHA USD Gulch Arts Ctr Redev	48009	77404010	6/10/2009	USD FY10 Capital Projects Fund	1,008,708	0	0	1,008,708	0	0
MDHA	x-MDHA USD Riverfront Phase 2	48009	77405010	6/10/2009	USD FY10 Capital Projects Fund	15,597,347	0	0	15,597,347	0	0
	MDHA TOTALS					53,496,585	2,684,980	2,684,980	49,181,565	0	4,315,021
MTA	x-MTA Carry Forward to FY10	40009	78401010	6/10/2009	GSD FY10 Capital Projects Fund	1,037,726	0	0	1,037,726	0	0
MTA	x-MTA Fed Grant Local Match	40009	78402010	6/10/2009	GSD FY10 Capital Projects Fund	4,400,000	0	0	4,400,000	0	0
MTA	x-MTA Bus Rapid Transit Infrst	40009	78403010	6/10/2009	GSD FY10 Capital Projects Fund	3,500,000	0	0	3,500,000	0	0
MTA	x-MTA Building Improvements	40009	78404010	6/10/2009	GSD FY10 Capital Projects Fund	3,170,000	0	0	3,170,000	0	0
MTA	x-MTA Replace Paratransit Vehic	40009	78405010	6/10/2009	GSD FY10 Capital Projects Fund	2,600,000	0	0	2,600,000	0	0
MTA	x-MTA Replace 40/60 ft Buses	40009	78406010	6/10/2009	GSD FY10 Capital Projects Fund	10,100,000	0	0	10,100,000	0	0
MTA	x-MTA Grant Local Match	40011	78402011	9/27/2010	GSD FY11 Capital Projects Fund	1,550,000	0	0	1,550,000	0	0
MTA	x-MTA Route Analysis	40011	78403011	9/27/2010	GSD FY11 Capital Projects Fund	800,000	0	0	800,000	0	0
MTA	MTA RTA Grant Local Match	40011	78404011	9/27/2010	GSD FY11 Capital Projects Fund	250,000	0	0	250,000	0	0
MTA	MTA Paratransit Vehicles	40011	78405011	9/27/2010	GSD FY11 Capital Projects Fund	1,200,000	0	0	1,200,000	0	0
MTA	x-MTA Replacement Buses	40011	78406011	9/27/2010	GSD FY11 Capital Projects Fund	6,950,000	0	0	6,950,000	0	0
MTA	x-MTA Grant Matches	40013	78402013	6/19/2012	GSD FY13 Capital Projects Fund	4,292,000	0	0	4,292,000	0	0
MTA	MTA Murfreesboro Road BRT	40013	78403013	6/19/2012	GSD FY13 Capital Projects Fund	4,800,000	0	0	4,800,000	0	0

Metropolitan Government of Nashville and Davidson County
Quarterly Financial Updates
Inception through February 2022
General Obligation Capital Projects

Department Description	Business Unit Description	Fund Number	Business Unit/Job Number	Project Approval Date	Fund Description	Budget	Period Actual Amount	YTD Actual	Inception to Date Actual	Encumbrance Amount	Remaining Balance
MTA	x-MTA RTA - Grant Matches	40013	78404013	6/19/2012	GSD FY13 Capital Projects Fund	500,000	0	0	500,000	0	0
MTA	x-MTA Paratransit Buses	40013	78405013	6/19/2012	GSD FY13 Capital Projects Fund	3,360,000	0	0	3,360,000	0	0
MTA	x-MTA Fixed Route Buses	40013	78406013	6/19/2012	GSD FY13 Capital Projects Fund	18,000,000	0	0	18,000,000	0	0
MTA	MTA Music City Circuit Buses	40013	78407013	6/19/2012	GSD FY13 Capital Projects Fund	3,500,000	0	0	3,500,000	0	0
MTA	MTA Grant Matches Special	40013	78408013	6/19/2012	GSD FY13 Capital Projects Fund	3,158,000	0	0	3,158,000	0	0
MTA	MTA RTA -Property Improvements	40013	78409013	6/19/2012	GSD FY13 Capital Projects Fund	50,000	0	0	50,000	0	0
MTA	MTA The AMP	40014	78401014	6/12/2013	GSD FY14 Capital Projects	3,000,000	0	0	3,000,000	0	0
MTA	x-MTA Grant MatchVeh Prep/Log13	40014	78402014	6/12/2013	GSD FY14 Capital Projects	250,000	0	0	250,000	0	0
MTA	x-MTA Grant MatchVeh Prep/Log14	40014	78403014	6/12/2013	GSD FY14 Capital Projects	2,250,000	0	0	2,250,000	0	0
MTA	MTA Grant Match-RTA thru MTA13	40014	78404014	6/12/2013	GSD FY14 Capital Projects	750,000	0	0	750,000	0	0
MTA	MTA Grant Match-RTA thru MTA14	40014	78405014	6/12/2013	GSD FY14 Capital Projects	1,250,000	0	0	1,250,000	0	0
MTA	x-MTA Replacement 12 Buses	40014	78406014	6/12/2013	GSD FY14 Capital Projects	10,000,000	0	0	10,000,000	0	0
MTA	x-MTA Vehicle Location Sys AVL	40014	78407014	6/12/2013	GSD FY14 Capital Projects	1,500,000	0	0	1,500,000	0	0
MTA	x-MTA Paratransit Vehicles	40014	78408014	6/12/2013	GSD FY14 Capital Projects	2,000,000	0	0	2,000,000	0	0
MTA	MTA Myatt Building Renovations	40014	78409014	6/12/2013	GSD FY14 Capital Projects	1,500,000	0	0	1,500,000	0	0
MTA	x-MTA Grant Match	40015	78401015	6/18/2014	GSD FY15 Capital Projects	3,350,000	0	0	3,350,000	0	0
MTA	MTA Building Renovations	40015	78402015	6/18/2014	GSD FY15 Capital Projects	2,000,000	0	0	2,000,000	0	0
MTA	MTA BRT Lite Infrastructure	40015	78403015	6/18/2014	GSD FY15 Capital Projects	3,000,000	57,436	291,103	2,816,964	0	183,036
MTA	MTA RTA - Grant Match	40015	78404015	6/18/2014	GSD FY15 Capital Projects	350,000	0	0	350,000	0	0
MTA	x-MTA Bus Shelters	40015	78405015	6/18/2014	GSD FY15 Capital Projects	1,000,000	0	0	1,000,000	0	0
MTA	MTA Replacement Buses/Vehicles	40015	78406015	6/18/2014	GSD FY15 Capital Projects	8,300,000	0	0	8,300,000	0	0
MTA	MTA Replacement Buses	40016	78401016	6/10/2015	GSD FY16 Capital Projects	7,277,500	0	0	7,277,500	0	0
MTA	MTA - Grant Match	40016	78402016	6/10/2015	GSD FY16 Capital Projects	3,162,500	0	0	3,162,500	0	0
MTA	MTA Paratransit Vehicles	40016	78403016	6/10/2015	GSD FY16 Capital Projects	1,000,000	0	0	1,000,000	0	0
MTA	MTA RTA - Grant Match	40016	78404016	6/10/2015	GSD FY16 Capital Projects	1,560,000	0	0	1,560,000	0	0
MTA	x MTA * Replacement Buses	40017	78401017	6/22/2016	GSD FY17 Capital Projects	12,510,000	0	0	12,510,000	0	0
MTA	MTA Grant Matches	40017	78402017	6/22/2016	GSD FY17 Capital Projects	2,630,000	0	0	2,630,000	0	0
MTA	MTA Fare Collection System	40017	78403017	6/22/2016	GSD FY17 Capital Projects	3,650,000	0	0	3,650,000	0	0
MTA	x MTA * Grant Match - RTA	40017	78404017	6/22/2016	GSD FY17 Capital Projects	1,210,000	0	0	1,210,000	0	0
MTA	MTA Access Ride Replacements	40018	78401018	6/14/2017	GSD FY18 Capital Projects	2,280,000	0	0	2,280,000	0	0
MTA	MTA Replacement Buses	40018	78402018	6/14/2017	GSD FY18 Capital Projects	14,200,000	0	0	12,653,322	0	1,546,679
MTA	MTA Bus Mid-Life Overhauls	40018	78403018	6/14/2017	GSD FY18 Capital Projects	1,020,000	0	0	0	0	1,020,000
MTA	x MTA * Fed / State Grants	40018	78404018	6/14/2017	GSD FY18 Capital Projects	4,000,000	0	0	4,000,000	0	0
MTA	RTA - Fed / State Grants	40018	78405018	6/14/2017	GSD FY18 Capital Projects	2,000,000	24,358	196,891	831,318	0	1,168,682
MTA	MTA Fare Collection System	40018	78406018	6/14/2017	GSD FY18 Capital Projects	7,200,000	263,023	1,364,369	5,648,035	0	1,551,965
MTA	MTA TSU Circulator	40018	78407018	6/14/2017	GSD FY18 Capital Projects	1,800,000	87,594	142,588	219,583	0	1,580,417
MTA	x MTA * Engineering Studies - MTA	40018	78408018	6/14/2017	GSD FY18 Capital Projects	1,250,000	0	0	1,250,000	0	0

Metropolitan Government of Nashville and Davidson County
 Quarterly Financial Updates
 Inception through February 2022
 General Obligation Capital Projects

Department Description	Business Unit Description	Fund Number	Business Unit/Job Number	Project Approval Date	Fund Description	Budget	Period Actual Amount	YTD Actual	Inception to Date Actual	Encumbrance Amount	Remaining Balance
MTA	MTA Engineering Studies - PW	40018	78409018	6/14/2017	GSD FY18 Capital Projects	2,750,000	0	0	2,750,000	0	0
MTA	MTA Grant Match - MTA	40021	78401021	3/3/2021	GSD FY21 Cap Projs RS2021-757	4,000,000	0	0	0	0	4,000,000
MTA	MTA Grant Match - RTA	40021	78402021	3/3/2021	GSD FY21 Cap Projs RS2021-757	660,000	0	0	0	0	660,000
MTA	MTA Shelter Imprvmts & Nbrhd Trans Ctr	40021	78403021	3/3/2021	GSD FY21 Cap Projs RS2021-757	2,000,000	49,000	245,290	245,290	0	1,754,710
MTA	MTA PB Bus Shelters-PartcBdgt Boundry	40021	78441121	12/8/2021	GSD FY22 Cap Projs RS2021-1201	300,000	0	0	0	0	300,000
MTA	MTA Grant Match - State / Fed Grants	40022	78441121	12/8/2021	GSD FY22 Cap Projs RS2021-1201	5,000,000	0	0	0	0	5,000,000
MTA	MTA RTA Grant Match - State / Fed Grant	40022	78441121	12/8/2021	GSD FY22 Cap Projs RS2021-1201	760,000	0	0	0	0	760,000
MTA	MTA Replacement Buses	40022	78441121	12/8/2021	GSD FY22 Cap Projs RS2021-1201	10,000,000	0	0	0	0	10,000,000
MTA	MTA Neighborhood Transit Centers	40022	78441121	12/8/2021	GSD FY22 Cap Projs RS2021-1201	3,300,000	0	0	0	0	3,300,000
MTA	MTA Replace Body-on-Chassis, Small Bu	40022	78441121	12/8/2021	GSD FY22 Cap Projs RS2021-1201	2,000,000	0	0	0	0	2,000,000
MTA	MTA Expsn Buses-Better Bus Srvc Imprv	40022	78441121	12/8/2021	GSD FY22 Cap Projs RS2021-1201	2,000,000	0	0	0	0	2,000,000
MTA	MTA Transit Stops / Shelter Imprvmts	40022	78441121	12/8/2021	GSD FY22 Cap Projs RS2021-1201	3,000,000	0	0	0	0	3,000,000
MTA	MTA Murf Pk, Plan'g - Bus Rapid Transit	40022	78441121	12/8/2021	GSD FY22 Cap Projs RS2021-1201	2,000,000	0	0	0	0	2,000,000
MTA	MTA Clarksvl Pk-Bus Rapid Transit Plan'	40022	78441121	12/8/2021	GSD FY22 Cap Projs RS2021-1201	2,000,000	0	0	0	0	2,000,000
MTA	MTA Grant Matching	40119	78402119	10/22/2018	GSD FY19B Capital Projects	2,500,000	24,863	285,166	760,286	0	1,739,714
MTA	MTA Grant Matches	40220	78400220	3/18/2020	GSD FY20B Cap Projs RS2020-213	3,000,000	0	0	0	0	3,000,000
MTA	MTA RTA Grant Matches	40220	78401220	3/18/2020	GSD FY20B Cap Projs RS2020-213	1,600,000	0	0	0	0	1,600,000
	MTA TOTALS					227,337,726	506,274	2,525,407	177,172,523	0	50,165,203
MNPS	x-ADM MNPS FY10 Capital Conting	45009	01403109	6/10/2009	X-MNPS FY10 Capital Projects	2,700,862	0	0	2,700,862	0	0
MNPS	x-MNPS Crieve Hall Elem 10 Class	45009	80401009	6/10/2009	X-MNPS FY10 Capital Projects	233,314	0	0	233,314	0	0
MNPS	x-MNPS Football Stadium Lighting	45009	80401109	6/10/2009	X-MNPS FY10 Capital Projects	550,000	0	0	550,000	0	0
MNPS	x-MNPS Glengarry Elem 10 Classrm	45009	80402009	6/10/2009	X-MNPS FY10 Capital Projects	54,500	0	0	54,500	0	0
MNPS	x-MNPS Glenview Elem 11 Classrms	45009	80403009	6/10/2009	X-MNPS FY10 Capital Projects	12,533	0	0	12,533	0	0
MNPS	x-MNPS Haywood Elem 16 Classrms	45009	80405009	6/10/2009	X-MNPS FY10 Capital Projects	147,912	0	0	147,912	0	0
MNPS	x-MNPS Madison MS Modernization	45009	80406009	6/10/2009	X-MNPS FY10 Capital Projects	7,826,047	0	0	7,626,513	0	199,534
MNPS	x-MNPS Wharton Elem Modernizatio	45009	80407009	6/10/2009	X-MNPS FY10 Capital Projects	2,823,730	0	0	2,823,730	0	0
MNPS	x-MNPS ADA Compliance	45009	80408009	6/10/2009	X-MNPS FY10 Capital Projects	3,152,029	0	0	3,152,029	0	0
MNPS	x-MNPS Bus Replacement	45009	80409009	6/10/2009	X-MNPS FY10 Capital Projects	2,500,000	0	0	2,500,000	0	0
MNPS	x-MNPS Entry Vestibule Security	45009	80410009	6/10/2009	X-MNPS FY10 Capital Projects	329,032	0	0	329,032	0	0
MNPS	x-MNPS Pre K Playgrounds	45009	80412009	6/10/2009	X-MNPS FY10 Capital Projects	284,492	0	0	284,492	0	0
MNPS	x-MNPS Roof Replacement Repairs	45009	80413009	6/10/2009	X-MNPS FY10 Capital Projects	2,853,549	0	0	2,853,972	0	(422) **
MNPS	x-MNPS Maintenance Emergencies	45009	80414009	6/10/2009	X-MNPS FY10 Capital Projects	9,172,088	0	0	9,160,394	0	11,694
MNPS	x-MNPS Technology	45009	80415009	6/10/2009	X-MNPS FY10 Capital Projects	15,000,000	0	0	15,000,000	0	0
MNPS	x-MNPS Pearl Cohn Pool Renov	45009	80416009	6/10/2009	X-MNPS FY10 Capital Projects	432,000	0	0	432,000	0	0
MNPS	ADM MNPS FY11 Capital Conting	45011	01403111	9/27/2010	MNPS FY11 Capital Projects	2,000,000	0	0	2,000,000	0	0

Metropolitan Government of Nashville and Davidson County
 Quarterly Financial Updates
 Inception through February 2022
 General Obligation Capital Projects

Department Description	Business Unit Description	Fund Number	Business Unit/Job Number	Project Approval Date	Fund Description	Budget	Period Actual Amount	YTD Actual	Inception to Date Actual	Encumbrance Amount	Remaining Balance
MNPS	x-MNPS Misc Constr. Projects	45011	80405011	9/27/2010	MNPS FY11 Capital Projects	1,280,378	0	0	1,280,378	0	0
MNPS	x-MNPS Bus Replacement	45011	80409011	9/27/2010	MNPS FY11 Capital Projects	5,000,000	0	0	5,000,000	0	0
MNPS	x-MNPS Cane Ridge Elementary	45011	80410011	9/27/2010	MNPS FY11 Capital Projects	13,681,260	0	0	13,681,260	0	0
MNPS	x-MNPS Technology	45011	80415011	9/27/2010	MNPS FY11 Capital Projects	5,038,362	0	0	5,038,362	0	0
MNPS	x-ADM MNPSFY13 Capital Conting	45013	01411013	6/19/2012	MNPS FY13 Capital Projects	177,009	0	0	177,009	0	0
MNPS	x-MNPS Antioch Middle Renovation	45013	80404313	6/19/2012	MNPS FY13 Capital Projects	10,623,826	0	0	10,623,826	0	0
MNPS	x-MNPS N Binkley 10 CR Add&Renov	45013	80404413	6/19/2012	MNPS FY13 Capital Projects	7,167,603	0	0	7,167,603	0	0
MNPS	x-MNPS John Early Midd 12 CR Add	45013	80404513	6/19/2012	MNPS FY13 Capital Projects	1,890,116	0	0	1,890,116	0	0
MNPS	x-MNPS Julia Green ES Land/Plan	45013	80404713	6/19/2012	MNPS FY13 Capital Projects	1,002,298	0	0	1,002,298	0	0
MNPS	x-MNPS Joelton Middle Renovation	45013	80404813	6/19/2012	MNPS FY13 Capital Projects	8,364,861	0	0	8,364,861	0	0
MNPS	x-MNPS AZ Kelley Elem 10 CR Add	45013	80404913	6/19/2012	MNPS FY13 Capital Projects	2,475,366	0	0	2,475,366	0	0
MNPS	x-MNPS Antioch Land New Elem&MS	45013	80405113	6/19/2012	MNPS FY13 Capital Projects	1,012,368	0	0	1,012,368	0	0
MNPS	x-MNPS Henry Oliver MS 12 CR Add	45013	80405213	6/19/2012	MNPS FY13 Capital Projects	3,301,894	0	0	3,301,894	0	0
MNPS	x-MNPS Rose Park Middle Renovat	45013	80405313	6/19/2012	MNPS FY13 Capital Projects	8,204,734	0	0	8,204,734	0	0
MNPS	x-MNPS Hume Fogg Gym Add / Land	45013	80405413	6/19/2012	MNPS FY13 Capital Projects	8,149,276	0	0	8,149,276	0	0
MNPS	x-MNPS Stratford High Renovation	45013	80405513	6/19/2012	MNPS FY13 Capital Projects	22,631,078	0	0	22,624,427	6,651	0
MNPS	x-MNPS Misc Maintenance Projects	45013	80405613	6/19/2012	MNPS FY13 Capital Projects	3,000,000	0	0	3,000,000	0	0
MNPS	x-MNPS Misc Constr. Projects	45013	80405713	6/19/2012	MNPS FY13 Capital Projects	4,373,925	0	0	4,373,925	0	0
MNPS	x-MNPS Bus/Vehicle Replacement	45013	80409013	6/19/2012	MNPS FY13 Capital Projects	10,000,000	0	0	10,000,000	0	0
MNPS	x-MNPS Technology Improvements	45013	80415013	6/19/2012	MNPS FY13 Capital Projects	7,625,645	0	0	7,625,645	0	0
MNPS	x-MNPS Smith Springs Elementary	45014	80404314	6/12/2013	MNPS FY14 Capital Projects	17,681,669	0	0	17,681,669	0	0
MNPS	x-MNPS Granbery Elem 12 CI Addn	45014	80404414	6/12/2013	MNPS FY14 Capital Projects	2,838,096	0	0	2,838,096	0	0
MNPS	x-MNPS Madison Middle 12 CI Addn	45014	80404514	6/12/2013	MNPS FY14 Capital Projects	2,466,111	0	0	2,466,111	0	0
MNPS	x-MNPS Maxwell Elem 12 CI Addn	45014	80404714	6/12/2013	MNPS FY14 Capital Projects	2,557,353	0	0	2,557,353	0	0
MNPS	x-MNPS Shayne Elem 12 CI Addn	45014	80404814	6/12/2013	MNPS FY14 Capital Projects	2,578,596	0	0	2,578,596	0	0
MNPS	x-MNPS Waverly Belmont El Add/Rn	45014	80404914	6/12/2013	MNPS FY14 Capital Projects	10,877,571	0	0	10,877,571	0	0
MNPS	MNPS Goodlettsville Mid Replac	45014	80405014	6/12/2013	MNPS FY14 Capital Projects	20,125,748	0	0	20,125,733	0	15
MNPS	x-MNPS Julia Green Elem Site Imp	45014	80405114	6/12/2013	MNPS FY14 Capital Projects	288,914	0	0	288,914	0	0
MNPS	x-MNPS McGavock H Fire Safety Imp	45014	80405214	6/12/2013	MNPS FY14 Capital Projects	513,679	0	0	513,679	0	0
MNPS	x-MNPS Technology Improvements	45014	80405314	6/12/2013	MNPS FY14 Capital Projects	7,374,355	0	0	7,374,202	91	62
MNPS	x-MNPS Bus Replacements	45014	80405414	6/12/2013	MNPS FY14 Capital Projects	3,000,000	0	0	3,000,000	0	0
MNPS	x-MNPS ADA Compliance/Accommod	45014	80405514	6/12/2013	MNPS FY14 Capital Projects	1,000,000	0	0	1,000,000	0	0
MNPS	x-MNPS Asbestos Environ Abatemnt	45014	80405614	6/12/2013	MNPS FY14 Capital Projects	999,352	0	0	999,344	8	0
MNPS	x-MNPS Asphalt Paving	45014	80405714	6/12/2013	MNPS FY14 Capital Projects	1,000,000	0	0	1,000,000	0	0
MNPS	x-MNPS Casework/Furniture/Lab Upg	45014	80405814	6/12/2013	MNPS FY14 Capital Projects	1,618,878	0	0	1,618,878	0	0
MNPS	MNPS Emerg Construction Proj.	45014	80405914	6/12/2013	MNPS FY14 Capital Projects	3,081,648	0	0	3,081,648	0	0
MNPS	x-MNPS HVAC Upgrades/Replacement	45014	80406014	6/12/2013	MNPS FY14 Capital Projects	4,667,605	0	0	4,654,046	0	13,559

Metropolitan Government of Nashville and Davidson County
 Quarterly Financial Updates
 Inception through February 2022
 General Obligation Capital Projects

Department Description	Business Unit Description	Fund Number	Business Unit/Job Number	Project Approval Date	Fund Description	Budget	Period Actual Amount	YTD Actual	Inception to Date Actual	Encumbrance Amount	Remaining Balance
MNPS	x-MNPSPlumbing/Boiler Upgrades	45014	80406114	6/12/2013	MNPS FY14 Capital Projects	2,499,729	0	0	2,499,729	0	0
MNPS	x-MNPSRoof Repair/Replacement	45014	80406214	6/12/2013	MNPS FY14 Capital Projects	3,000,344	0	0	3,000,344	0	0
MNPS	x-MNPSSecurity Upgrades	45014	80406314	6/12/2013	MNPS FY14 Capital Projects	4,752,924	0	0	4,750,709	2,215	0
MNPS	x-MNPSHS Stadium Lighting Upg	45014	80406414	6/12/2013	MNPS FY14 Capital Projects	3,238	0	0	3,238	0	0
MNPS	x-MNPS HS Track Upg	45014	80406514	6/12/2013	MNPS FY14 Capital Projects	617,126	0	0	617,126	0	0
MNPS	x-MNPSHS&MS Stadium Upg	45014	80406614	6/12/2013	MNPS FY14 Capital Projects	299,922	0	0	299,922	0	0
MNPS	x-MNPSMS Athletic Fields	45014	80406714	6/12/2013	MNPS FY14 Capital Projects	299,977	0	0	299,977	0	0
MNPS	MNPS MS Track Upg	45014	80406814	6/12/2013	MNPS FY14 Capital Projects	61,000	0	0	61,000	0	0
MNPS	x-MNPSEmerg Maintenance Proj.	45014	80406914	6/12/2013	MNPS FY14 Capital Projects	603,369	0	0	603,369	0	0
MNPS	x-MNPSOmnibus Projects	45014	80407014	6/12/2013	MNPS FY14 Capital Projects	3,702,800	0	0	3,702,800	0	0
MNPS	x-MNPSMaint/Furniture allocatio	45014	80414014	6/12/2013	MNPS FY14 Capital Projects	34,199	0	0	34,199	0	0
MNPS	MNPS Glenciff Elem Addition	45015	80404015	6/18/2014	MNPS FY15 Capital Projects	3,900,785	0	0	3,900,785	0	0
MNPS	MNPS Overton Cluster ES	45015	80404215	6/18/2014	MNPS FY15 Capital Projects	2,763,820	0	36,773	2,752,845	658	10,317
MNPS	x-MNPSRuby Major Elem Addition	45015	80404315	6/18/2014	MNPS FY15 Capital Projects	3,916,812	0	0	3,896,049	0	20,763
MNPS	MNPS MLK Magnet Addition	45015	80404415	6/18/2014	MNPS FY15 Capital Projects	8,801,086	0	0	8,801,086	0	0
MNPS	x-MNPSBordeaux Demo/Pre-K	45015	80404515	6/18/2014	MNPS FY15 Capital Projects	1,058,756	0	0	1,053,092	0	5,664
MNPS	x-MNPSCane Ridge Elem Land	45015	80404715	6/18/2014	MNPS FY15 Capital Projects	650,000	0	0	650,000	0	0
MNPS	MNPS Glenview Elem Addition	45015	80404815	6/18/2014	MNPS FY15 Capital Projects	4,797,486	0	0	4,797,486	0	0
MNPS	MNPS Hume-Fogg HS Renovation	45015	80404915	6/18/2014	MNPS FY15 Capital Projects	24,426,089	0	0	24,426,089	0	0
MNPS	MNPS Tusculum Elem Replacement	45015	80405015	6/18/2014	MNPS FY15 Capital Projects	15,453,190	0	0	15,453,190	0	0
MNPS	MNPS Pre-K Casa Azafran	45015	80405115	6/18/2014	MNPS FY15 Capital Projects	907,606	0	0	907,606	0	0
MNPS	x-MNPSTechnology	45015	80405315	6/18/2014	MNPS FY15 Capital Projects	15,064,712	0	0	15,064,712	0	0
MNPS	x-MNPSBus/Vehicle Replacements	45015	80405415	6/18/2014	MNPS FY15 Capital Projects	10,000,000	0	0	10,000,000	0	0
MNPS	MNPS ADA Compliance Maint/Upgr	45015	80405515	6/18/2014	MNPS FY15 Capital Projects	823,998	0	0	823,998	0	0
MNPS	x-MNPSAsbestos Environ Upgrades	45015	80405615	6/18/2014	MNPS FY15 Capital Projects	603,926	0	0	599,935	0	3,991
MNPS	x-MNPSRoof Repairs	45015	80405715	6/18/2014	MNPS FY15 Capital Projects	268,281	0	0	268,281	0	0
MNPS	x-MNPSSecurity Upgrades	45015	80405815	6/18/2014	MNPS FY15 Capital Projects	480,000	0	0	480,000	0	0
MNPS	x-MNPSMusic Makes Us	45015	80405915	6/18/2014	MNPS FY15 Capital Projects	526,759	0	0	526,759	0	0
MNPS	x-MNPSMaint-Asphalt Paving	45015	80406015	6/18/2014	MNPS FY15 Capital Projects	405,277	0	0	405,277	0	0
MNPS	x-MNPSMaint-Elevator&Electronic	45015	80406115	6/18/2014	MNPS FY15 Capital Projects	299,990	0	0	299,990	0	0
MNPS	x-MNPSMaint-Steam Water Sewer P	45015	80406215	6/18/2014	MNPS FY15 Capital Projects	1,473,069	0	0	1,469,711	3,358	0
MNPS	x-MNPSMaint-HVAC Chillers Contr	45015	80406315	6/18/2014	MNPS FY15 Capital Projects	499,171	0	0	499,171	0	0
MNPS	x-MNPSMaint-Steam Boiler Replac	45015	80406415	6/18/2014	MNPS FY15 Capital Projects	1,019,061	0	0	1,019,061	0	0
MNPS	MNPS Casework/Furn./Lab Upgrad	45015	80406515	6/18/2014	MNPS FY15 Capital Projects	770,312	0	0	770,312	0	0
MNPS	MNPS Emerg Maint./Entry Vestib	45015	80406615	6/18/2014	MNPS FY15 Capital Projects	661,915	0	0	661,915	0	0
MNPS	x-MNPSRoof Replacement	45015	80406715	6/18/2014	MNPS FY15 Capital Projects	1,730,606	0	0	1,730,606	0	0
MNPS	MNPS Crieve Hall ES-options	45015	80406815	6/18/2014	MNPS FY15 Capital Projects	4,732,000	0	0	4,732,000	0	0

Metropolitan Government of Nashville and Davidson County
 Quarterly Financial Updates
 Inception through February 2022
 General Obligation Capital Projects

Department Description	Business Unit Description	Fund Number	Business Unit/Job Number	Project Approval Date	Fund Description	Budget	Period Actual Amount	YTD Actual	Inception to Date Actual	Encumbrance Amount	Remaining Balance
MNPS	MNPS N Binkley ES-options	45015	80406915	6/18/2014	MNPS FY15 Capital Projects	7,425,293	0	0	7,425,293	0	0
MNPS	x-MNPSMaplewood Firestn Showrm	45016	80404016	6/10/2015	MNPS FY16 Capital Projects	16,316	0	0	16,316	0	0
MNPS	x-MNPSWhites Crk Pool-Repairs	45016	80404216	6/10/2015	MNPS FY16 Capital Projects	268,423	0	0	268,414	0	9
MNPS	x-MNPSHunters Ln BandRm-Repairs	45016	80404316	6/10/2015	MNPS FY16 Capital Projects	119,622	0	0	119,622	0	0
MNPS	MNPS MLK Reno/Addition	45016	80404416	6/10/2015	MNPS FY16 Capital Projects	31,520,000	0	0	31,520,000	0	0
MNPS	x-MNPS Furniture	45016	80404516	6/10/2015	MNPS FY16 Capital Projects	262,522	0	0	262,522	0	0
MNPS	x-MNPSFed PreK Toilets & Sinks	45016	80404716	6/10/2015	MNPS FY16 Capital Projects	308,317	0	0	308,317	0	0
MNPS	x-MNPSSchool Site Improvements	45016	80404816	6/10/2015	MNPS FY16 Capital Projects	309,609	0	0	309,482	0	128
MNPS	x-MNPSInterior Bldg Improvemnts	45016	80404916	6/10/2015	MNPS FY16 Capital Projects	552,452	0	0	497,281	0	55,171
MNPS	x-MNPSPlumbing Upgrades	45016	80405016	6/10/2015	MNPS FY16 Capital Projects	462,582	0	0	462,582	0	0
MNPS	MNPS ADA Compliance	45016	80405116	6/10/2015	MNPS FY16 Capital Projects	500,000	0	0	500,000	0	0
MNPS	x-MNPSExterior Bldg Improvemnts	45016	80405216	6/10/2015	MNPS FY16 Capital Projects	1,166,461	0	0	1,166,461	0	0
MNPS	MNPS Planning for NSA	45016	80405316	6/10/2015	MNPS FY16 Capital Projects	1,500,000	0	0	31,625	1,468,375	0
MNPS	MNPS Planning for Hillsboro	45016	80405416	6/10/2015	MNPS FY16 Capital Projects	1,776,544	0	4,900	1,776,544	0	0
MNPS	MNPS Planning for Hillwood	45016	80405516	6/10/2015	MNPS FY16 Capital Projects	1,754,113	0	0	1,754,113	0	0
MNPS	x-MNPSElectrical Upgrades	45016	80405616	6/10/2015	MNPS FY16 Capital Projects	1,826,335	0	0	1,822,055	4,280	0
MNPS	x-MNPSSE Early Learn Center	45016	80405716	6/10/2015	MNPS FY16 Capital Projects	2,306,802	0	0	2,306,182	0	620
MNPS	x-MNPSSchool Safety & Security	45016	80405816	6/10/2015	MNPS FY16 Capital Projects	437,500	0	0	437,500	0	0
MNPS	MNPS Emergency Constr/Conting	45016	80405916	6/10/2015	MNPS FY16 Capital Projects	2,372,458	39	419,299	2,372,850	103,462	(103,854) *
MNPS	x-MNPSpaving Upgrades	45016	80406016	6/10/2015	MNPS FY16 Capital Projects	167,540	0	0	167,540	0	0
MNPS	MNPS Pennington ES Addition	45016	80406116	6/10/2015	MNPS FY16 Capital Projects	3,400,000	0	0	3,400,000	0	0
MNPS	MNPS HVAC Upgrades	45016	80406216	6/10/2015	MNPS FY16 Capital Projects	4,099,679	0	0	4,079,729	19,950	0
MNPS	MNPS Rosebank ES Reno	45016	80406316	6/10/2015	MNPS FY16 Capital Projects	7,500,000	0	0	7,500,000	0	0
MNPS	x-MNPSTechnology	45016	80406416	6/10/2015	MNPS FY16 Capital Projects	10,000,000	0	0	10,000,000	0	0
MNPS	MNPS Transportation	45016	80406516	6/10/2015	MNPS FY16 Capital Projects	10,000,000	0	0	9,999,373	627	0
MNPS	MNPS Cane Ridge Area ES	45016	80406616	6/10/2015	MNPS FY16 Capital Projects	19,725,000	0	0	19,725,000	0	0
MNPS	MNPS Roof Replacement/Repair	45016	80406716	6/10/2015	MNPS FY16 Capital Projects	2,524,724	0	0	2,524,724	0	0
MNPS	MNPS Overton Reno/Addition	45016	80406816	6/10/2015	MNPS FY16 Capital Projects	30,000,000	0	2,985	30,000,000	0	0
MNPS	MNPS McMurray MS Renovation	45017	80404017	6/22/2016	MNPS FY17 Capital Projects	20,750,000	0	0	20,750,000	0	0
MNPS	MNPS Antioch HS Addition/Reno	45017	80404217	6/22/2016	MNPS FY17 Capital Projects	7,250,000	0	0	7,250,000	0	0
MNPS	MNPS East Magnet Stadium Upgr	45017	80404317	6/22/2016	MNPS FY17 Capital Projects	3,420,000	0	0	3,420,000	0	0
MNPS	MNPS Glenciff HS Stadium Upgr	45017	80404417	6/22/2016	MNPS FY17 Capital Projects	2,504,275	0	0	2,504,275	0	0
MNPS	MNPS Land Acquisitions	45017	80404517	6/22/2016	MNPS FY17 Capital Projects	4,400,000	0	0	4,400,000	0	0
MNPS	x-MNPS Tusculum Elem New	45017	80404717	6/22/2016	MNPS FY17 Capital Projects	4,000,000	0	0	4,000,000	0	0
MNPS	x-MNPS School Site Improvements	45017	80404817	6/22/2016	MNPS FY17 Capital Projects	299,901	0	0	293,577	6,324	0
MNPS	x-MNPS Interior Bldg Improvement	45017	80404917	6/22/2016	MNPS FY17 Capital Projects	227,734	0	0	227,734	0	0
MNPS	MNPS Plumbing Upgrades	45017	80405017	6/22/2016	MNPS FY17 Capital Projects	411,627	0	0	409,527	0	2,100

Metropolitan Government of Nashville and Davidson County
 Quarterly Financial Updates
 Inception through February 2022
 General Obligation Capital Projects

Department Description	Business Unit Description	Fund Number	Business Unit/Job Number	Project Approval Date	Fund Description	Budget	Period Actual Amount	YTD Actual	Inception to Date Actual	Encumbrance Amount	Remaining Balance
MNPS	MNPS ADA Improvements	45017	80405117	6/22/2016	MNPS FY17 Capital Projects	500,000	0	0	500,000	0	0
MNPS	MNPS NSA-Planning	45017	80405217	6/22/2016	MNPS FY17 Capital Projects	2,500,000	0	0	24,470	0	2,475,530
MNPS	MNPS Exterior Bldg Improvement	45017	80405317	6/22/2016	MNPS FY17 Capital Projects	769,971	0	0	769,971	0	0
MNPS	MNPS Hillsboro HS Renovation	45017	80405417	6/22/2016	MNPS FY17 Capital Projects	40,018,451	0	428,598	39,920,877	100,064	(2,490) *
MNPS	MNPS Hillwood HS Planning	45017	80405517	6/22/2016	MNPS FY17 Capital Projects	2,250,000	0	1,265	2,085,752	136,531	27,717
MNPS	x-MNPS Electrical Upgrades	45017	80405617	6/22/2016	MNPS FY17 Capital Projects	924,999	0	0	924,999	0	0
MNPS	MNPS Casework Furn Lab Upgrade	45017	80405717	6/22/2016	MNPS FY17 Capital Projects	175,000	0	0	175,000	0	0
MNPS	MNPS School Safety Security	45017	80405817	6/22/2016	MNPS FY17 Capital Projects	250,000	0	0	250,000	0	0
MNPS	MNPS EmergencyContingencyFunds	45017	80405917	6/22/2016	MNPS FY17 Capital Projects	1,143,174	0	94,823	1,160,160	58,852	(75,838) **
MNPS	x-MNPS Paving Upgrades	45017	80406017	6/22/2016	MNPS FY17 Capital Projects	249,987	0	0	249,987	0	0
MNPS	MNPS Pennington Elem Renovate	45017	80406117	6/22/2016	MNPS FY17 Capital Projects	8,100,000	0	48,858	8,100,000	0	0
MNPS	MNPS Facilities Assessment Rpt	45017	80406217	6/22/2016	MNPS FY17 Capital Projects	1,900,000	0	0	1,676,559	90,421	133,020
MNPS	x-MNPS Rosebank Elem Renovation	45017	80406317	6/22/2016	MNPS FY17 Capital Projects	1,000,000	0	0	1,000,000	0	0
MNPS	MNPS Technology	45017	80406417	6/22/2016	MNPS FY17 Capital Projects	16,000,000	0	0	16,000,000	0	0
MNPS	MNPS Transportation	45017	80406517	6/22/2016	MNPS FY17 Capital Projects	7,500,000	0	0	7,500,000	0	0
MNPS	MNPS L&L School Site Upgrades	45017	80406617	6/22/2016	MNPS FY17 Capital Projects	300,000	0	0	300,000	0	0
MNPS	MNPS Roof Repair Replacement	45017	80406717	6/22/2016	MNPS FY17 Capital Projects	2,340,768	0	0	2,273,878	1,650	65,240
MNPS	MNPS Overton HS Renovation	45017	80406817	6/22/2016	MNPS FY17 Capital Projects	11,750,000	0	519,495	11,749,111	889	0
MNPS	X - MNPS Environmental Remediation	45017	80406917	6/22/2016	MNPS FY17 Capital Projects	110,000	0	0	110,000	0	0
MNPS	MNPS L&L School Space Upgrades	45017	80407017	6/22/2016	MNPS FY17 Capital Projects	330,000	0	0	330,000	0	0
MNPS	MNPS HVAC Upgrades	45017	80407117	6/22/2016	MNPS FY17 Capital Projects	11,300,014	0	0	11,300,014	0	0
MNPS	MNPS Hillsboro HS Phase 2	45018	80401018	6/14/2017	MNPS FY18 Capital Projects	48,000,000	154,626	2,108,529	47,722,069	262,045	15,886
MNPS	x-MNPS Hillwood Land Acquisition	45018	80402018	6/14/2017	MNPS FY18 Capital Projects	10,200,000	0	0	10,200,000	0	0
MNPS	MNPS School of Arts Land Acq	45018	80403018	6/14/2017	MNPS FY18 Capital Projects	9,000,000	0	0	0	0	9,000,000
MNPS	MNPS ADA Compliance	45018	80404018	6/14/2017	MNPS FY18 Capital Projects	100,000	0	0	100,000	0	0
MNPS	MNPS Asbestos/Environmtl	45018	80405018	6/14/2017	MNPS FY18 Capital Projects	100,000	0	(1,429)	100,000	0	0
MNPS	MNPS Bus and Fleet	45018	80406018	6/14/2017	MNPS FY18 Capital Projects	1,000,000	0	0	1,000,000	0	0
MNPS	X - MNPS Electrical Upgrades	45018	80407018	6/14/2017	MNPS FY18 Capital Projects	550,000	0	0	550,000	0	0
MNPS	MNPS Emerg Constrctn/Contgncy	45018	80408018	6/14/2017	MNPS FY18 Capital Projects	2,078,000	0	106,184	2,081,201	127,949	(131,150) **
MNPS	x - MNPS Exterior Bldg Improvemts	45018	80409018	6/14/2017	MNPS FY18 Capital Projects	800,000	0	0	800,000	0	0
MNPS	x - MNPS Interior Bldg Improvement	45018	80412018	6/14/2017	MNPS FY18 Capital Projects	1,000,000	0	0	1,000,000	0	0
MNPS	MNPS Paving Upgrades	45018	80413018	6/14/2017	MNPS FY18 Capital Projects	200,000	0	0	200,000	0	0
MNPS	MNPS Plumbing Upgrades	45018	80414018	6/14/2017	MNPS FY18 Capital Projects	100,000	0	0	100,000	0	0
MNPS	x - MNPS Roof Repair Replacement	45018	80415018	6/14/2017	MNPS FY18 Capital Projects	750,000	0	0	750,000	0	0
MNPS	MNPS School Safety Security	45018	80416018	6/14/2017	MNPS FY18 Capital Projects	150,000	0	0	150,000	0	0
MNPS	MNPS Tech Facility Infrastr Im	45018	80417018	6/14/2017	MNPS FY18 Capital Projects	1,000,000	0	0	1,000,000	0	0
MNPS	MNPS HVAC Upgrades/Repairs	45018	80418018	6/14/2017	MNPS FY18 Capital Projects	7,300,000	0	497,671	7,328,475	251,296	(279,771) *

Metropolitan Government of Nashville and Davidson County
Quarterly Financial Updates
Inception through February 2022
General Obligation Capital Projects

Department Description	Business Unit Description	Fund Number	Business Unit/Job Number	Project Approval Date	Fund Description	Budget	Period Actual Amount	YTD Actual	Inception to Date Actual	Encumbrance Amount	Remaining Balance
MNPS	ADM GSD MNPS FY21 Cap Contingency	45021	01411021	3/3/2021	MNPS FY21 Capital Projects	6,000,000	0	0	0	0	6,000,000
MNPS	MNPS Hillwood High Bellevue-Constr Ph	45021	80401021	3/3/2021	MNPS FY21 Capital Projects	100,000,000	70,122	23,295,876	23,694,876	69,429,755	6,875,369
MNPS	MNPS Cane Ridge High School-Addition	45021	80402021	3/3/2021	MNPS FY21 Capital Projects	18,840,000	169,952	601,735	601,735	820,953	17,417,312
MNPS	MNPS Cane Ridge Middle -New (Design	45021	80403021	3/3/2021	MNPS FY21 Capital Projects	4,280,000	3,800	10,708,889	1,070,889	2,384,926	824,185
MNPS	MNPS Environmental Remediation /Testi	45021	80404021	3/3/2021	MNPS FY21 Capital Projects	250,000	(5,650)	0	(1)	183,962	66,039
MNPS	MNPS ADA Compliance	45021	80405021	3/3/2021	MNPS FY21 Capital Projects	1,000,000	0	0	0	0	1,000,000
MNPS	MNPS HVAC Upgrades	45021	80406021	3/3/2021	MNPS FY21 Capital Projects	61,600,000	1,699,392	9,477,799	20,788,615	27,404,492	13,406,893
MNPS	MNPS Emergency Construction/Continge	45021	80407021	3/3/2021	MNPS FY21 Capital Projects	5,000,000	0	0	0	0	5,000,000
MNPS	ADM GSD MNPS FY22 Cap Contingency	45022	01410022	12/8/2021	GSD FY21 Cap Projs RS2021-757	4,800,000	0	0	0	0	4,800,000
MNPS	MNPS Hillwood High (Final Phase)	45022	80401022	12/8/2021	GSD FY21 Cap Projs RS2021-757	29,000,000	0	0	0	22,787,020	6,212,980
MNPS	MNPS Tech-Persnl Comp Replace Projs	45022	80401122	12/8/2021	GSD FY21 Cap Projs RS2021-757	8,415,000	0	0	0	16,110	8,398,890
MNPS	MNPS Plumbing Upgrades	45022	80401222	12/8/2021	GSD FY21 Cap Projs RS2021-757	1,020,000	0	0	0	0	1,020,000
MNPS	MNPS Tech-Infrastr Replacmnts/Projs	45022	80401322	12/8/2021	GSD FY21 Cap Projs RS2021-757	4,878,000	0	0	0	0	4,878,000
MNPS	MNPS Hunters Lane-Track/Stadium	45022	80402022	12/8/2021	GSD FY21 Cap Projs RS2021-757	2,870,000	0	0	0	120,000	2,750,000
MNPS	MNPS PreK & K-4 Playgrounds	45022	80402122	12/8/2021	GSD FY21 Cap Projs RS2021-757	392,000	0	0	0	0	392,000
MNPS	MNPS Facility Condition Assessment	45022	80402222	12/8/2021	GSD FY21 Cap Projs RS2021-757	1,250,000	0	0	0	0	1,250,000
MNPS	MNPS Tech-Facility Infrstr Imprv Projs	45022	80402322	12/8/2021	GSD FY21 Cap Projs RS2021-757	6,534,000	0	0	0	0	6,534,000
MNPS	MNPS Antioch Cluster Elem-Design	45022	80403022	12/8/2021	GSD FY21 Cap Projs RS2021-757	3,000,000	0	0	0	260,000	2,740,000
MNPS	MNPS Central Srvc-Furniture/Equipmt	45022	80403222	12/8/2021	GSD FY21 Cap Projs RS2021-757	300,000	0	0	0	0	300,000
MNPS	MNPS School Safety / Security	45022	80403322	12/8/2021	GSD FY21 Cap Projs RS2021-757	250,000	0	0	0	0	250,000
MNPS	MNPS Land	45022	80404022	12/8/2021	GSD FY21 Cap Projs RS2021-757	6,000,000	0	0	0	0	6,000,000
MNPS	MNPS Elevator Remediations	45022	80404222	12/8/2021	GSD FY21 Cap Projs RS2021-757	600,000	0	0	0	0	600,000
MNPS	MNPS Exterior Building Imprvmnts	45022	80404322	12/8/2021	GSD FY21 Cap Projs RS2021-757	9,310,000	0	0	0	0	9,310,000
MNPS	MNPS Percy Priest Elem-Design	45022	80405022	12/8/2021	GSD FY21 Cap Projs RS2021-757	3,000,000	0	0	0	325,431	2,674,569
MNPS	MNPS Paving Upgrades	45022	80405122	12/8/2021	GSD FY21 Cap Projs RS2021-757	3,710,000	0	0	0	0	3,710,000
MNPS	MNPS Fire Alarm Remediations	45022	80405222	12/8/2021	GSD FY21 Cap Projs RS2021-757	1,240,000	0	0	0	0	1,240,000
MNPS	MNPS Interior Building Imprvmnts	45022	80405322	12/8/2021	GSD FY21 Cap Projs RS2021-757	2,110,000	0	0	0	0	2,110,000
MNPS	MNPS Haywood Elem-Design	45022	80406022	12/8/2021	GSD FY21 Cap Projs RS2021-757	2,400,000	0	0	0	318,794	2,081,206
MNPS	MNPS Electrical Upgrades	45022	80406122	12/8/2021	GSD FY21 Cap Projs RS2021-757	14,275,000	0	0	0	0	14,275,000
MNPS	MNPS Site Improvements	45022	80406222	12/8/2021	GSD FY21 Cap Projs RS2021-757	1,510,000	0	0	0	0	1,510,000
MNPS	MNPS Waverly-Belmont Elem-Parking	45022	80406322	12/8/2021	GSD FY21 Cap Projs RS2021-757	525,000	0	0	0	0	525,000
MNPS	MNPS Paragon Mills Elem-Design	45022	80407022	12/8/2021	GSD FY21 Cap Projs RS2021-757	2,930,000	0	0	0	329,122	2,600,878
MNPS	MNPS Emergency Constrctn/Contngncy	45022	80407122	12/8/2021	GSD FY21 Cap Projs RS2021-757	4,008,000	0	0	0	0	4,008,000
MNPS	MNPS Offc of School Imprvmnts-Small Pro	45022	80407222	12/8/2021	GSD FY21 Cap Projs RS2021-757	500,000	0	0	0	0	500,000
MNPS	MNPS Security Vestibules	45022	80408022	12/8/2021	GSD FY21 Cap Projs RS2021-757	315,000	0	0	0	0	315,000
MNPS	MNPS Music Makes Us-Upgrades	45022	80408122	12/8/2021	GSD FY21 Cap Projs RS2021-757	4,033,000	0	0	0	4,370	4,028,630
MNPS	MNPS Athletic Facility Upgrades	45022	80408222	12/8/2021	GSD FY21 Cap Projs RS2021-757	1,630,000	0	0	0	0	1,630,000

Metropolitan Government of Nashville and Davidson County
 Quarterly Financial Updates
 Inception through February 2022
 General Obligation Capital Projects

Department Description	Business Unit Description	Fund Number	Business Unit/Job Number	Project Approval Date	Fund Description	Budget	Period Actual Amount	YTD Actual	Inception to Date Actual	Encumbrance Amount	Remaining Balance
MNPS	MNPS Roofing-Replacement/Repair	45022	80409022	12/8/2021	GSD FY21 Cap Projs RS2021-757	10,120,000	0	0	0	0	10,120,000
MNPS	MNPS Bus & Fleet Replacement	45022	80409122	12/8/2021	GSD FY21 Cap Projs RS2021-757	6,000,000	0	0	0	1,236,110	4,763,890
MNPS	MNPS Auditorium Upgrades	45022	80409222	12/8/2021	GSD FY21 Cap Projs RS2021-757	650,000	0	0	0	0	650,000
MNPS	MNPS ADA Compliance	45022	80413122	12/8/2021	GSD FY21 Cap Projs RS2021-757	500,000	0	0	0	0	500,000
MNPS	MNPS Environmental Remediation	45022	80414122	12/8/2021	GSD FY21 Cap Projs RS2021-757	925,000	0	0	0	0	925,000
MNPS	MNPS Technology	45114	80410100	2/5/2014	MNPS FY14B Capital Projects	6,000,000	0	0	6,000,000	0	0
MNPS	MNPS Hillsboro HS Phase 2	45118	80401118	11/22/2017	MNPS FY18B Capital Projects	8,000,000	387,431	2,423,416	6,857,417	1,722,012	(579,429)
MNPS	MNPS School of Arts Land Acq	45118	80402118	11/22/2017	MNPS FY18B Capital Projects	2,300,000	0	0	0	0	2,300,000
MNPS	MNPS Emergency Contngncy	45118	80405118	11/22/2017	MNPS FY18B Capital Projects	610,000	0	50,594	615,458	2,639	(8,097)
MNPS	MNPS Interior Bldg Improvement	45118	80406118	11/22/2017	MNPS FY18B Capital Projects	1,000,000	0	0	1,000,000	0	0
MNPS	X - MNPS Paving Upgrades	45118	80407118	11/22/2017	MNPS FY18B Capital Projects	250,000	0	0	250,000	0	0
MNPS	MNPS Roof Repair Replacement	45118	80408118	11/22/2017	MNPS FY18B Capital Projects	1,000,000	0	0	1,000,000	0	0
MNPS	MNPS Tech Facility Infrastr Im	45118	80409118	11/22/2017	MNPS FY18B Capital Projects	1,925,000	0	0	1,925,000	0	0
MNPS	MNPS ADA Compliance	45118	80410118	11/22/2017	MNPS FY18B Capital Projects	75,000	0	0	75,000	0	0
MNPS	MNPS Bus and Fleet	45118	80411118	11/22/2017	MNPS FY18B Capital Projects	2,500,000	0	0	2,500,000	0	0
MNPS	MNPS Hillwood HS Phase 1	45119	80401119	10/22/2018	MNPS FY19B Capital Projects	10,000,000	0	6,249	9,670,541	1,126,319	(796,860)
MNPS	MNPS School Imprvmnts Small Pr	45119	80402119	10/22/2018	MNPS FY19B Capital Projects	2,000,000	10,795	125,618	1,597,418	145,239	257,343
MNPS	MNPS Interior Building Imprvmt	45119	80405119	10/22/2018	MNPS FY19B Capital Projects	1,000,000	0	0	924,939	75,061	0
MNPS	MNPS HVAC Upgrades	45119	80406119	10/22/2018	MNPS FY19B Capital Projects	9,900,000	0	(747,226)	9,900,000	0	0
MNPS	MNPS Plumbing Upgrades	45119	80407119	10/22/2018	MNPS FY19B Capital Projects	1,820,000	0	(70,280)	1,820,000	0	0
MNPS	MNPS Electrical Upgrades	45119	80408119	10/22/2018	MNPS FY19B Capital Projects	2,900,000	0	(179,212)	2,904,946	174,266	(179,212)
MNPS	MNPS Exterior Building Imprvmt	45119	80409119	10/22/2018	MNPS FY19B Capital Projects	1,000,000	0	(13,248)	974,794	52,963	(27,757)
MNPS	MNPS School Safety Security	45119	80410119	10/22/2018	MNPS FY19B Capital Projects	250,000	0	0	250,000	0	0
MNPS	MNPS Bus Fleet Replacement	45119	80411119	10/22/2018	MNPS FY19B Capital Projects	5,000,000	0	36,946	4,686,455	323,080	(9,535)
MNPS	MNPS Maplewood Athletic Upgrad	45119	80412119	10/22/2018	MNPS FY19B Capital Projects	1,900,000	0	0	1,738,106	3,273	158,621
MNPS	MNPS Site Improvements	45119	80413119	10/22/2018	MNPS FY19B Capital Projects	1,000,000	0	53,800	954,295	165,241	(119,536)
MNPS	MNPS Roof Repair Replacements	45119	80414119	10/22/2018	MNPS FY19B Capital Projects	1,000,000	0	(5,325)	1,000,000	0	0
MNPS	MNPS Paving Upgrades	45119	80415119	10/22/2018	MNPS FY19B Capital Projects	1,000,000	0	(18,654)	980,415	26,222	(6,637)
MNPS	MNPS Environtl Remedtn Test	45119	80416119	10/22/2018	MNPS FY19B Capital Projects	280,000	0	(10,155)	280,000	0	0
MNPS	MNPS Casework Furn Lab Upgrade	45119	80417119	10/22/2018	MNPS FY19B Capital Projects	1,000,000	1,650	2,976	655,955	37,199	306,846
MNPS	MNPS Tech Improve Replace	45119	80418119	10/22/2018	MNPS FY19B Capital Projects	15,000,000	82,856	(377,306)	13,842,912	1,209,561	(52,473)
MNPS	MNPS ADA Compliance	45119	80419119	10/22/2018	MNPS FY19B Capital Projects	400,000	0	47,553	237,226	106,693	56,081
MNPS	MNPS Cntrl Srvcs Furniture Equ	45119	80420119	10/22/2018	MNPS FY19B Capital Projects	150,000	0	0	150,000	0	0
MNPS	MNPS Emrgncy Constructn Contng	45119	80421119	10/22/2018	MNPS FY19B Capital Projects	5,900,000	443,252	1,618,834	1,654,900	861,060	3,384,040
MNPS	MNPS Pre K and K4 Playgrounds	45119	80422119	10/22/2018	MNPS FY19B Capital Projects	300,000	0	0	165,149	6,517	128,334
MNPS	MNPS Project Management	45119	80423119	10/22/2018	MNPS FY19B Capital Projects	100,000	0	0	100,000	0	0
MNPS	MNPS Schools R12 Project	45119	80424119	10/22/2018	MNPS FY19B Capital Projects	1,000,000	0	0	1,000,000	0	0

Metropolitan Government of Nashville and Davidson County
 Quarterly Financial Updates
 Inception through February 2022
 General Obligation Capital Projects

Department Description	Business Unit Description	Fund Number	Business Unit/Job Number	Project Approval Date	Fund Description	Budget	Period Actual Amount	YTD Actual	Inception to Date Actual	Encumbrance Amount	Remaining Balance
MNPS	ADM GSD MNPS FY20B Cap Proj Contir	45220	01433220	10/22/2018	MNPS FY20B Cap Projs RS2020-21	1,847,400	0	0	0	0	1,847,400
MNPS	MNPS TN Safe Schools FY20	45220	80308520	3/18/2020	MNPS FY20B Cap Projs RS2020-21	0	0	0	(445)	0	445
MNPS	MNPS Goodlettsville Elem Replacement	45220	80400220	3/18/2020	MNPS FY20B Cap Projs RS2020-21	27,410,000	101,048	465,232	1,403,522	23,378,438	2,628,040
MNPS	MNPS Lakeview Elem-Design	45220	80401220	3/18/2020	MNPS FY20B Cap Projs RS2020-21	2,400,000	0	642,976	719,692	1,059,999	620,309
MNPS	MNPS Pearl Cohn High-Track & Stadium	45220	80402220	3/18/2020	MNPS FY20B Cap Projs RS2020-21	1,240,000	0	2,450,601	3,146,012	224,425	(2,130,437)**
MNPS	MNPS Office of School Improvement Pro	45220	80403220	3/18/2020	MNPS FY20B Cap Projs RS2020-21	500,000	0	0	0	0	500,000
MNPS	MNPS Central Service-Furniture & Equip	45220	80404220	3/18/2020	MNPS FY20B Cap Projs RS2020-21	100,000	0	0	0	99,264	736
MNPS	MNPS School Safety & Security	45220	80405220	3/18/2020	MNPS FY20B Cap Projs RS2020-21	200,000	(79,350)	92,236	177,996	50,849	(28,845)*
MNPS	MNPS Bus & Fleet Vehicle Replacement	45220	80406220	3/18/2020	MNPS FY20B Cap Projs RS2020-21	4,800,000	131,140	1,494,835	1,494,834	2,693,730	611,436
MNPS	MNPS Tech-Facility Infrastructure Impr	45220	80407220	3/18/2020	MNPS FY20B Cap Projs RS2020-21	6,900,000	62,353	3,782,064	4,973,234	638,288	1,288,478
MNPS	MNPS ADA Compliance	45220	80408220	3/18/2020	MNPS FY20B Cap Projs RS2020-21	500,000	0	0	0	121,374	378,626
MNPS	MNPS Emergency Construction/Continge	45220	80409220	3/18/2020	MNPS FY20B Cap Projs RS2020-21	350,000	0	0	0	0	350,000
MNPS	MNPS Electrical Upgrades	45220	80410220	3/18/2020	MNPS FY20B Cap Projs RS2020-21	7,430,000	148,333	2,570,455	4,555,757	6,411,640	(3,537,397)*
MNPS	MNPS HVAC Upgrades	45220	80420220	3/18/2020	MNPS FY20B Cap Projs RS2020-21	20,700,000	0	1,455,945	1,894,674	4,547,214	14,258,112
MNPS	MNPS Roof Repair/Replacement	45220	80430220	3/18/2020	MNPS FY20B Cap Projs RS2020-21	1,000,000	0	15,463	694,599	4,634,806	(4,329,405)*
MNPS	MNPS Exterior Building Improvements	45220	80440220	3/18/2020	MNPS FY20B Cap Projs RS2020-21	700,000	143,154	549,521	748,455	1,926,455	(1,974,910)**
MNPS	MNPS Interior Building Improvements	45220	80450220	3/18/2020	MNPS FY20B Cap Projs RS2020-21	500,000	1,394	122,333	110,249	1,945,738	(1,555,987)*
MNPS	MNPS Plumbing Upgrades	45220	80460220	3/18/2020	MNPS FY20B Cap Projs RS2020-21	400,000	8,150	260,197	316,928	278,821	(195,749)*
MNPS	MNPS Environmental Remediation	45220	80470220	3/18/2020	MNPS FY20B Cap Projs RS2020-21	200,000	3,490	75,975	585,818	130,258	(516,076)**
MNPS	MNPS Building Energy Upgrades	45220	80480220	3/18/2020	MNPS FY20B Cap Projs RS2020-21	70,000	0	0	0	0	70,000
MNPS	MNPS Tornado Rpr Churchwell	45220	80491220	3/18/2020	MNPS FY20B Cap Projs RS2020-21	1,144,000	0	0	630,791	0	513,209
MNPS	MNPS Tornado Rpr Lockeland	45220	80492220	3/18/2020	MNPS FY20B Cap Projs RS2020-21	198,000	0	0	188,333	0	9,667
MNPS	MNPS Tornado Rpr Meigs Magnet	45220	80493220	3/18/2020	MNPS FY20B Cap Projs RS2020-21	6,380,000	0	0	3,318,035	240,997	2,820,968
MNPS	MNPS Tornado Misc Repairs/Clean-Up	45220	80494220	3/18/2020	MNPS FY20B Cap Projs RS2020-21	154,000	0	9,782	21,966	15,703	116,331
MNPS	MNPS Tornado Tech Repairs	45220	80495220	3/18/2020	MNPS FY20B Cap Projs RS2020-21	250,000	0	0	0	0	250,000
MNPS	MNPS Tornado Large Repair Contingenc	45220	80496220	3/18/2020	MNPS FY20B Cap Projs RS2020-21	624,000	0	0	174,106	340	449,554
	MNPS TOTALS					1,265,484,590	3,537,977	65,284,445	889,885,595	182,702,425	192,896,570
											* Overage due to Encumbrances. Negative Balance will Clear as Actual Payments are Made or Encumbrances are cancelled.
											** Overage due to Mis-Applied Payment and is in the Process of Being Corrected.
					GRAND TOTAL	4,627,195,054	17,004,591	161,332,024	3,232,730,809	303,664,611	1,090,799,635