

BFC FINANCIAL PACKAGE

AS OF MAY 31, 2023

Board of Fair Commissioners

Financial Report as of MAY 31, 2023

Nashville Expo Center at the Fairgrounds

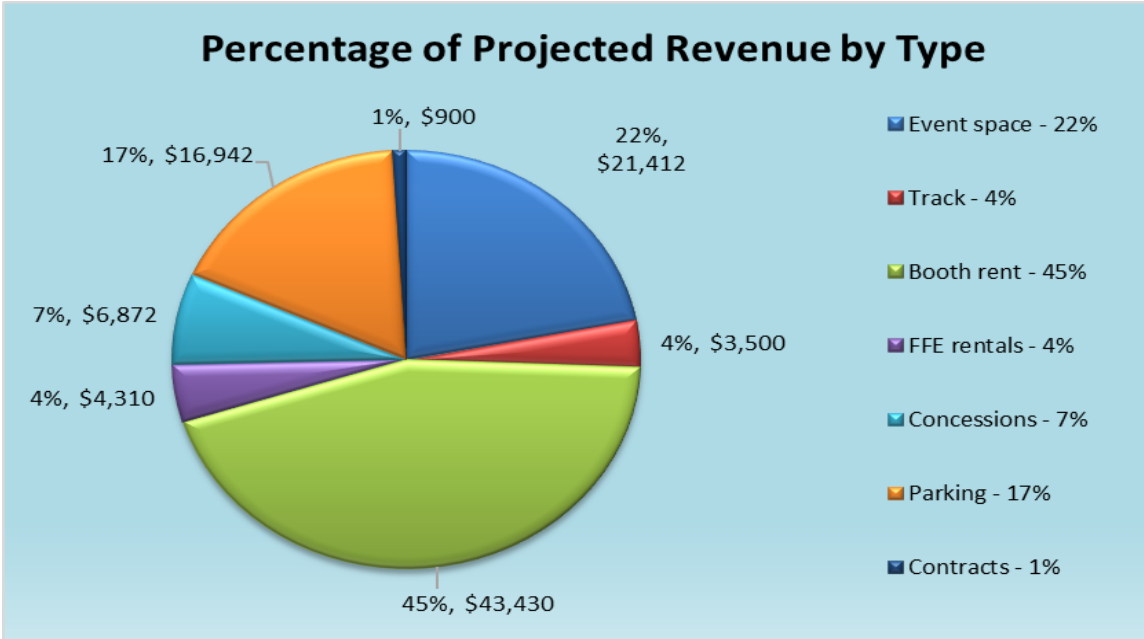
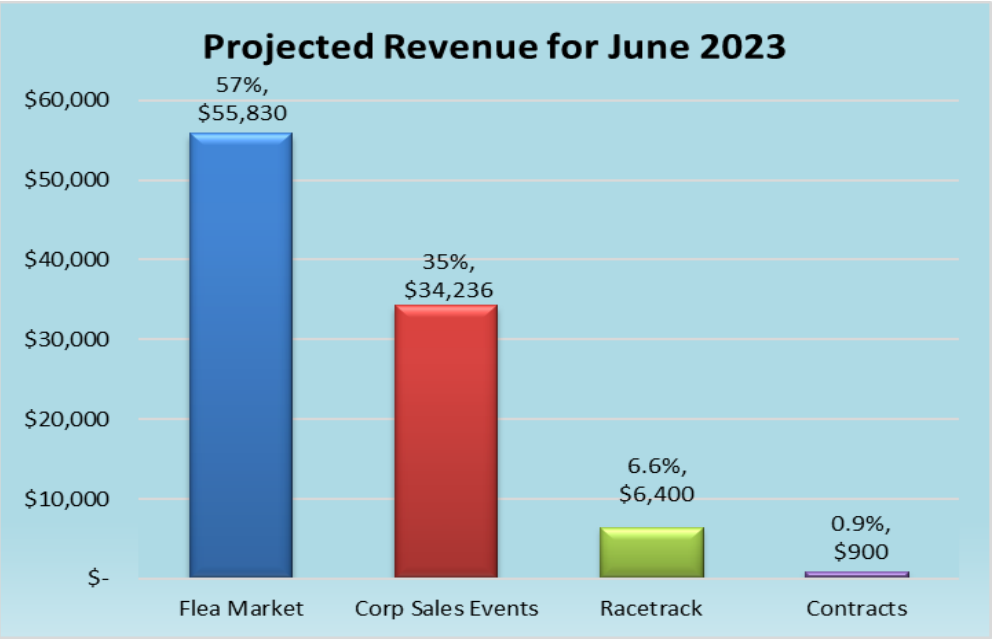
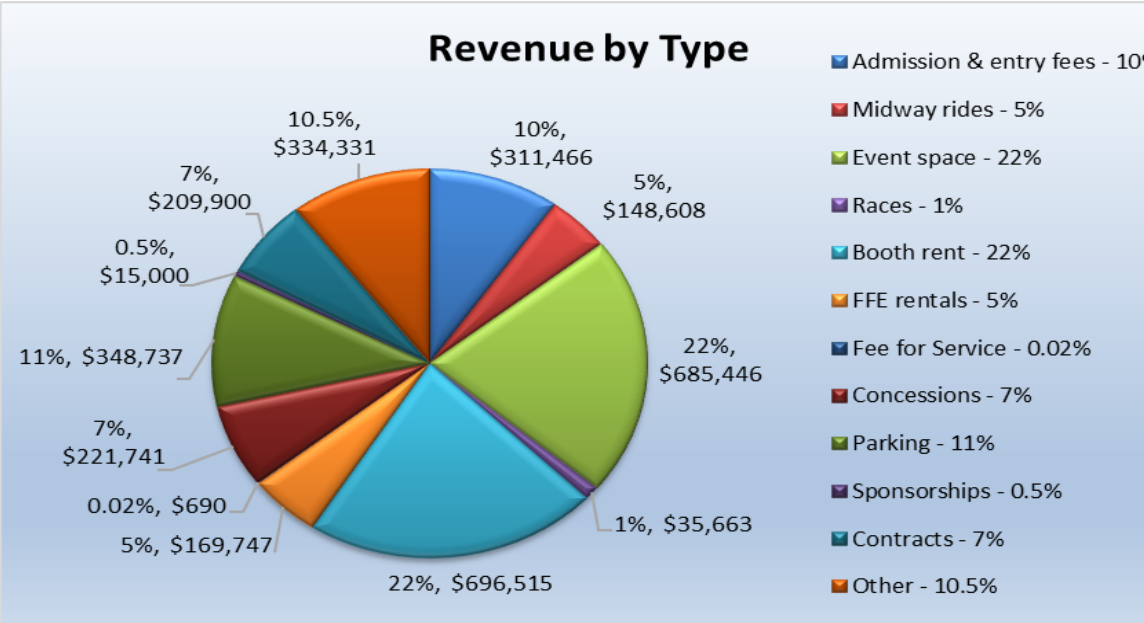
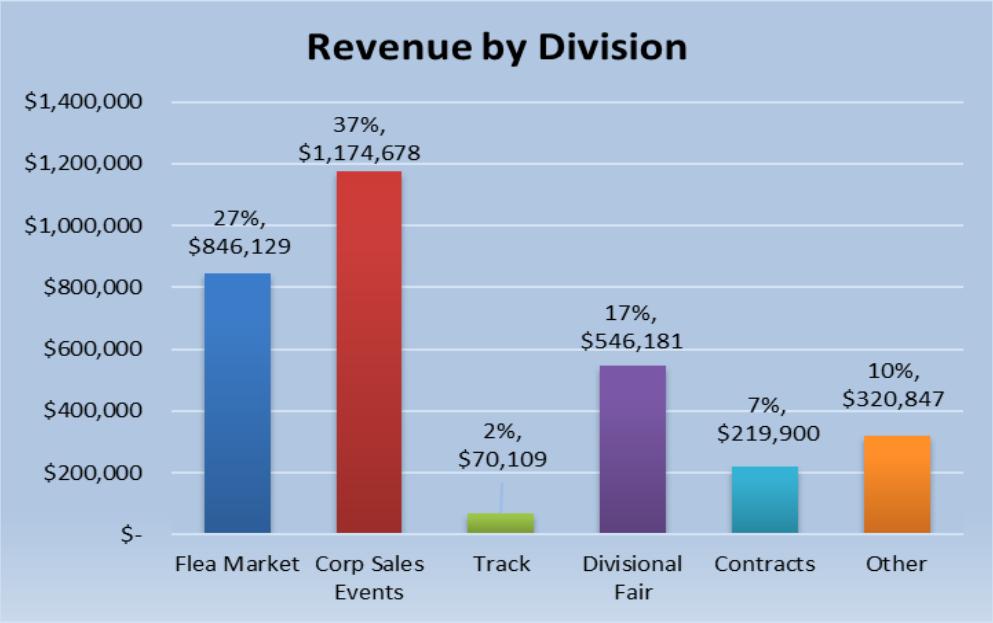
Preliminary Actuals thru MAY, 2023

Revenues thru May, 2023	3,177,843
Expenses thru May, 2023	(3,718,035)
Gain (Loss) thru May, 2023	(540,192)
Depreciation Expense	(1,133,692)
Gain (Loss) adjusted for Depreciation	(1,673,884)

REVENUES	Budget	YTD
Flea Market	777,480	846,129
Corp Sales Events	1,030,320	1,174,678
Track	68,700	70,109
Divisional Fair	514,000	546,181
Contracts	210,800	219,900
Other (interest, ebid, ARP)	0	320,847
Subsidy	2,074,500	0
Total	4,675,800	3,177,843

EXPENSES	Budget	YTD
Payroll Expenses	1,853,600	1,455,143
Utilities	547,600	397,244
Purchased Services	673,600	775,361
Supplies	252,300	191,974
Communications	31,600	14,802
Temporary Services	353,900	190,491
Security Services	251,000	145,807
IT Services	109,600	98,157
Ins. Permits & LOCAP	458,600	407,282
Other (travel & awrd royalty)	144,000	41,775
Total	4,675,800	3,718,035

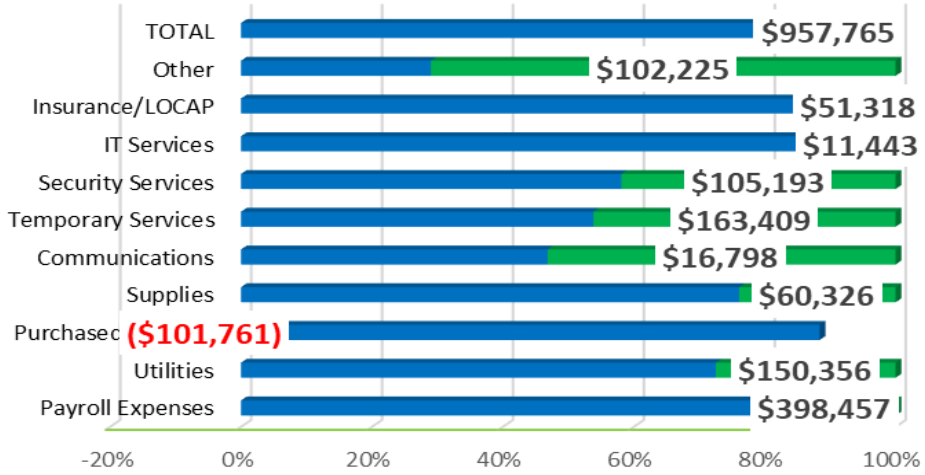
The Fairgrounds Nashville: revenue dashboard through 5/31/2023 (not final)



Note: Graphs do not include subsidy.

The Fairgrounds Nashville: expense dashboard through 5/31/2023 (not final)

Budget Tracker



Expense Distribution

