

BFC FINANCIAL PACKAGE

AS OF SEPTEMBER 30, 2023

Board of Fair Commissioners

Financial Report as of SEPTEMBER 30, 2023

Nashville Expo Center at the Fairgrounds

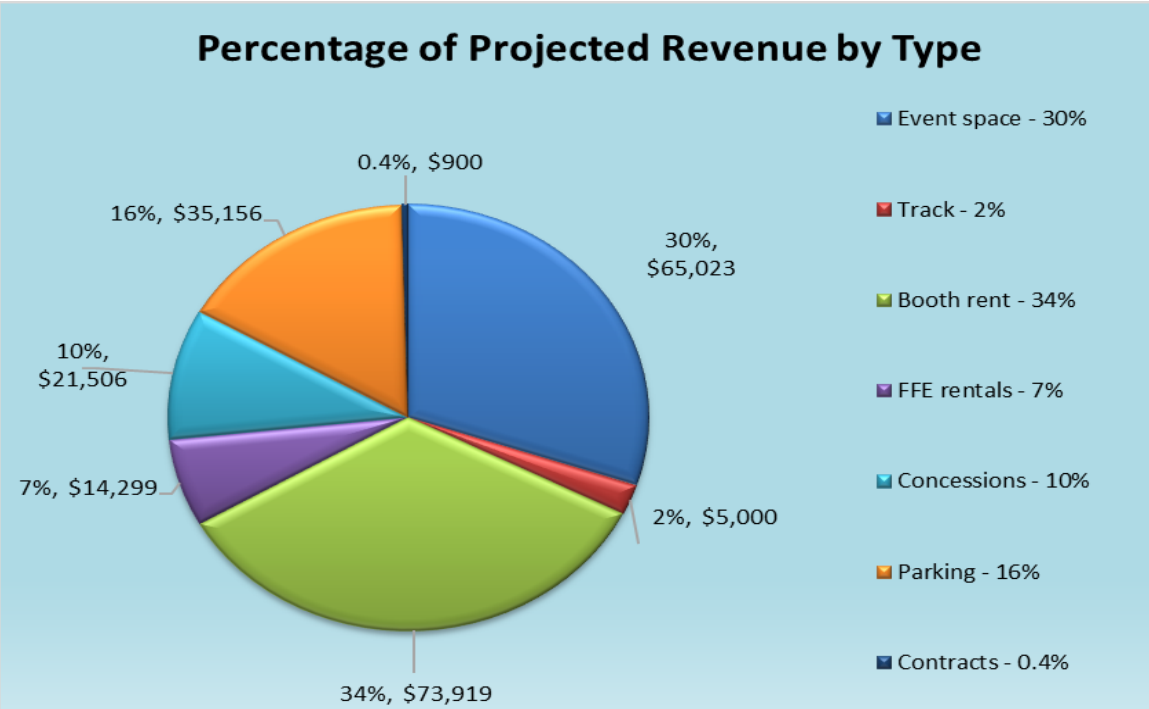
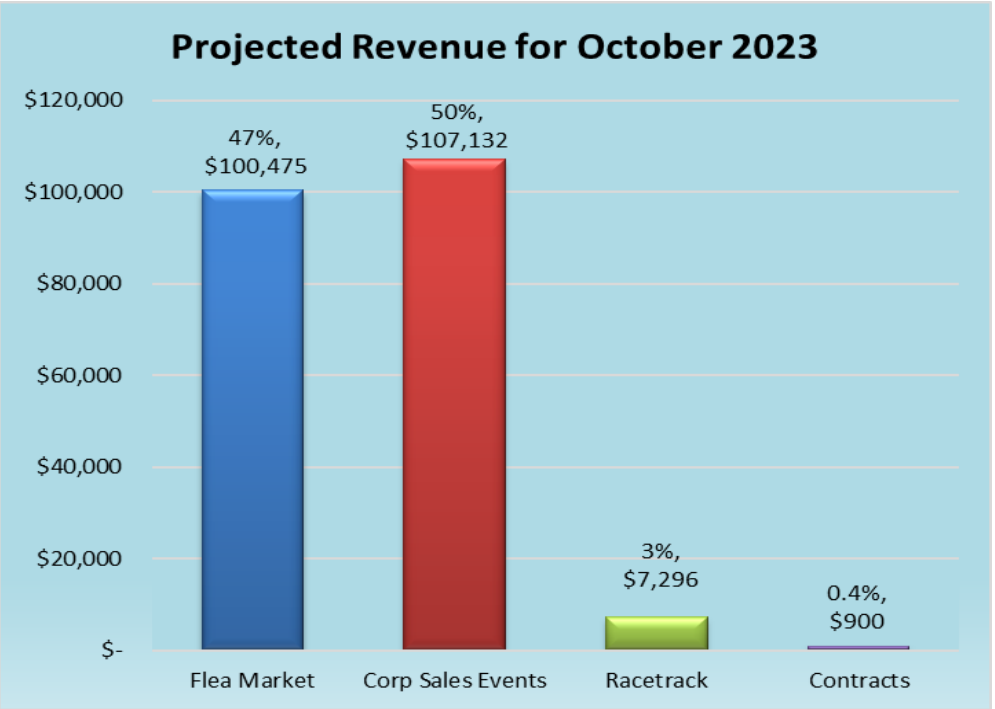
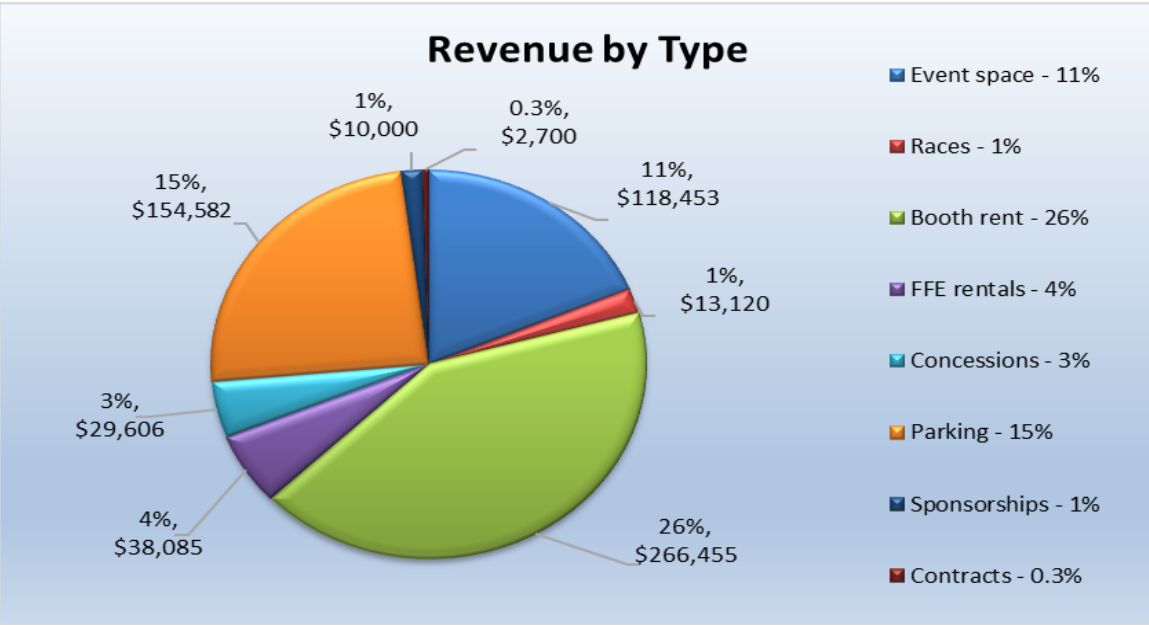
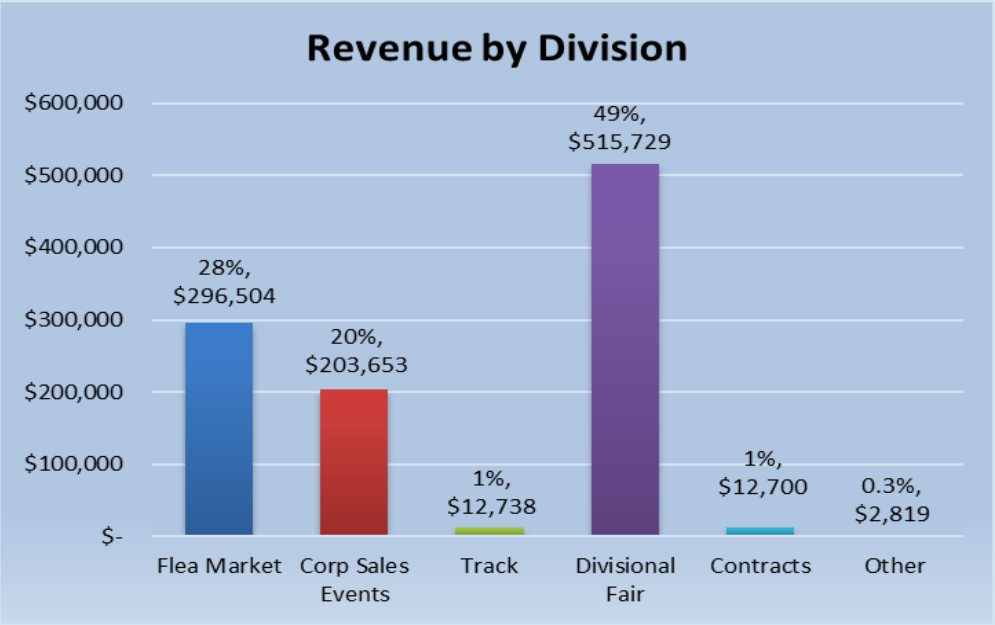
Preliminary Actuals thru SEPTEMBER 2023

Revenues thru September 2023	1,044,142
Expenses thru September 2023	<u>(884,198)</u>
Gain (Loss) thru September 2023	159,944
Depreciation Expense	0
Gain (Loss) adjusted for Depreciation	<u>159,944</u>

REVENUES	Budget	YTD
Flea Market	994,880	296,504
Corp Sales Events	1,426,620	203,653
Track	63,600	12,738
Divisional Fair	611,000	515,729
Contracts	220,800	12,700
Other (interest, ebid)	0	2,819
Other Financing Sources	1,396,300	0
Total	4,713,200	1,044,142

EXPENSES	Budget	YTD
Payroll Expenses	1,957,300	309,197
Utilities	528,600	97,053
Purchased Services	857,900	267,534
Supplies	273,100	71,574
Communications	24,400	4,122
Temporary Services	209,000	46,011
Security Services	188,300	4,508
IT Services	127,300	30,781
Ins. Permits & LOCAP	447,100	53,418
Other (travel, awrd royalty)	100,200	0
Total	4,713,200	884,198

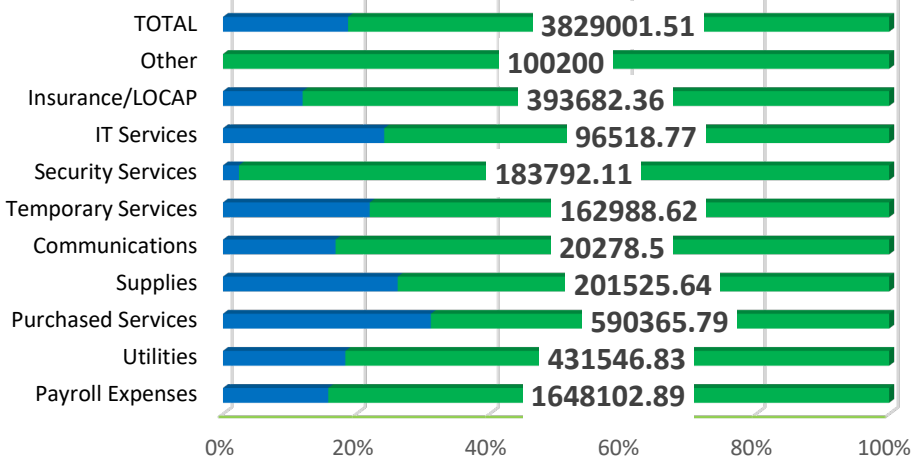
The Fairgrounds Nashville: revenue dashboard through 9/30/2023 (not final)



Note: Graphs do not include other financing sources.

The Fairgrounds Nashville: expense dashboard through 9/30/2023 (not final)

Budget Tracker



Expense Distribution

