

BFC FINANCIAL PACKAGE

AS OF DECEMBER 31, 2023

Board of Fair Commissioners

Financial Report as of DECEMBER 31, 2023

Nashville Expo Center at the Fairgrounds

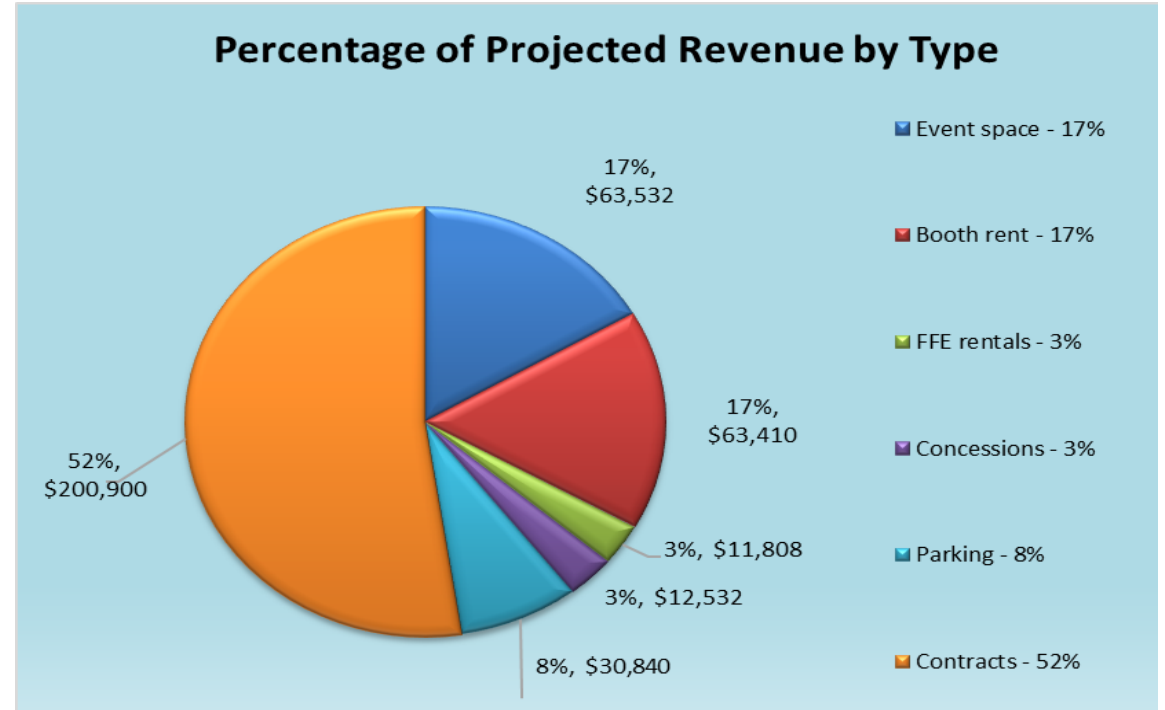
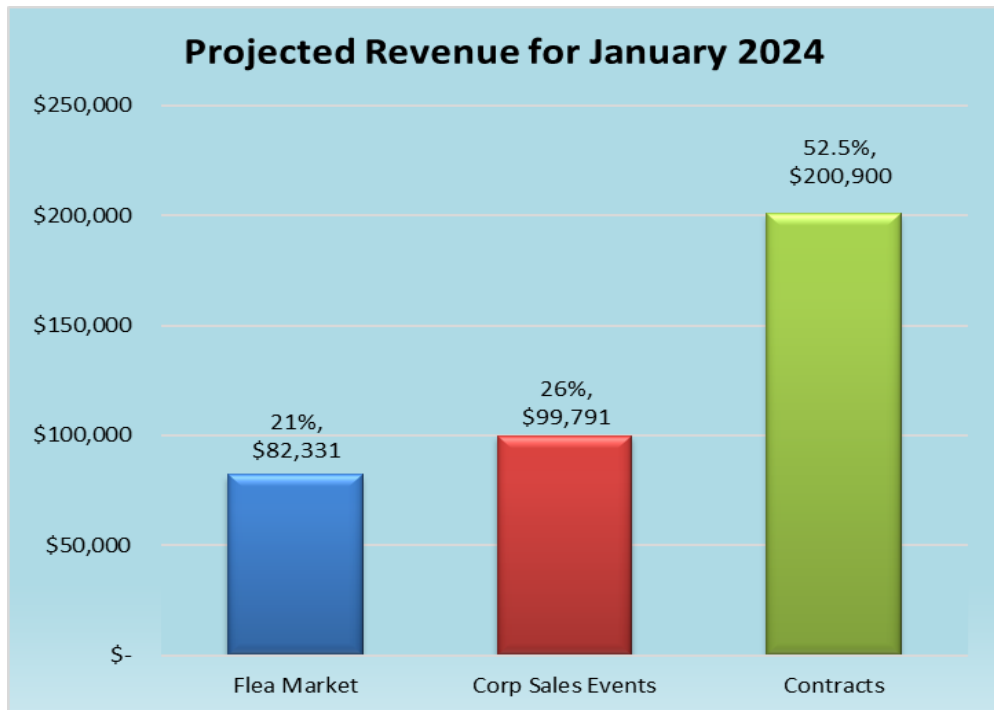
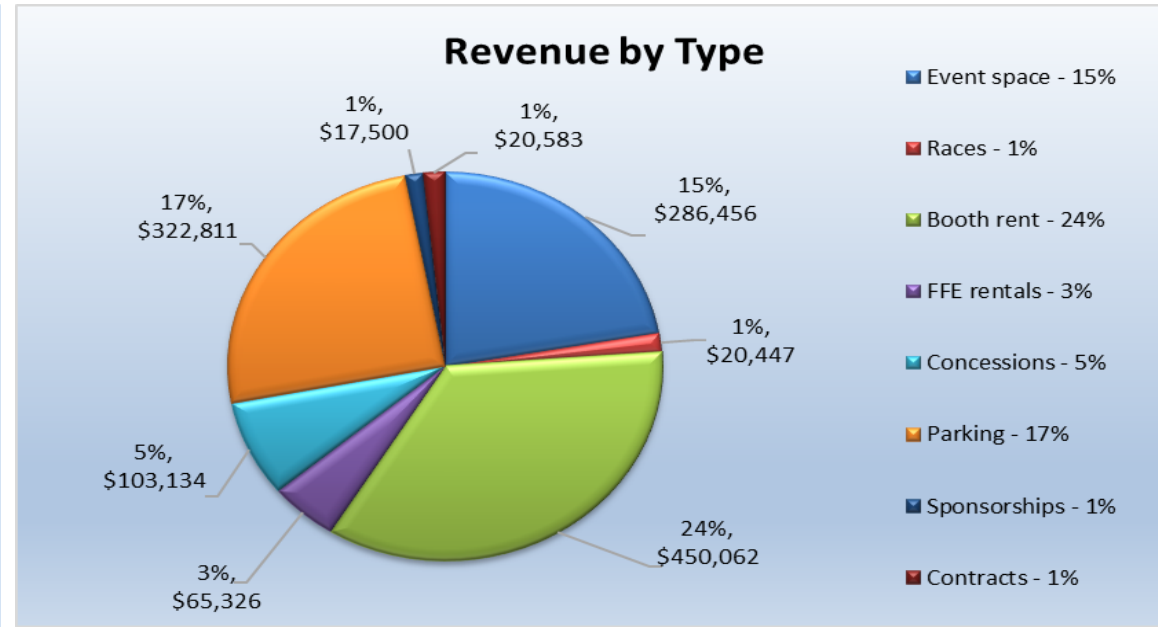
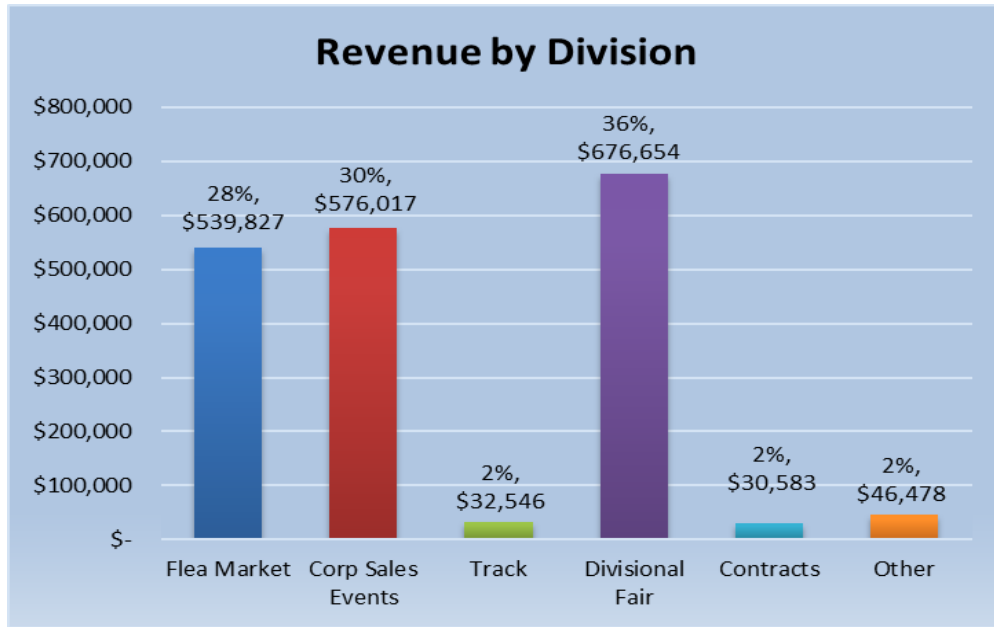
Preliminary Actuals thru DECEMBER 2023

Revenues thru December 2023	1,902,105
Expenses thru December 2023	(2,366,255)
Gain (Loss) thru December 2023	(464,150)
Depreciation Expense	(310,596)
Gain (Loss) adjusted for Depreciation	(774,746)

REVENUES	Budget	YTD
Flea Market	994,880	539,827
Corp Sales Events	1,426,620	576,017
Track	63,600	32,546
Divisional Fair	611,000	676,654
Contracts	220,800	30,583
Other (interest, ebid)	0	46,478
Other Financing Sources	1,396,300	0
Total	4,713,200	1,902,105

EXPENSES	Budget	YTD
Payroll Expenses	1,957,300	877,126
Utilities	528,600	224,529
Purchased Services	857,900	561,814
Supplies	273,100	125,216
Communications	24,400	8,069
Temporary Services	209,000	94,626
Security Services	188,300	161,970
IT Services	127,300	61,887
Ins. Permits & LOCAP	447,100	203,701
Other (travel, awrd royalty)	100,200	47,316
Total	4,713,200	2,366,255

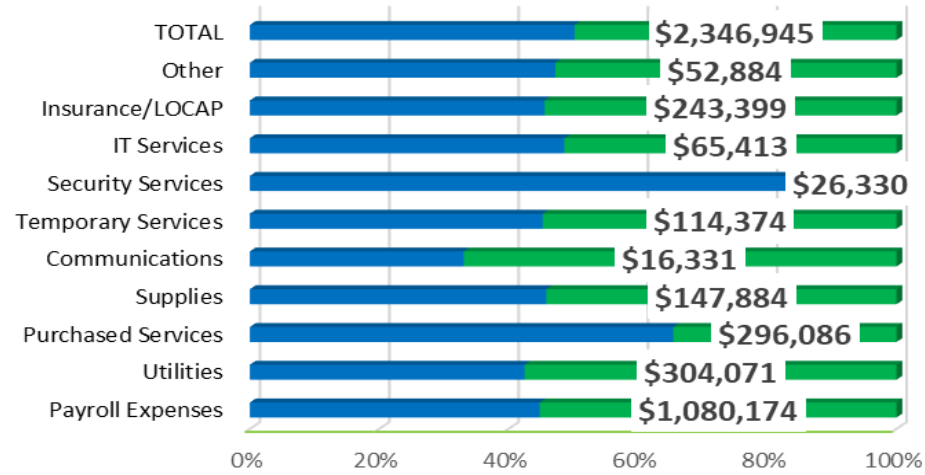
The Fairgrounds Nashville: revenue dashboard through 12/31/2023 (not final)



Note: Graphs do not include other financing sources.

The Fairgrounds Nashville: expense dashboard through 12/31/2023 (not final)

Budget Tracker



Expense Distribution

