

BFC FINANCIAL PACKAGE

AS OF JANUARY 31, 2024

Board of Fair Commissioners

Financial Report as of JANUARY 31, 2024

Nashville Expo Center at the Fairgrounds

Fiscal Year July 1, 2023 thru June 30, 2024

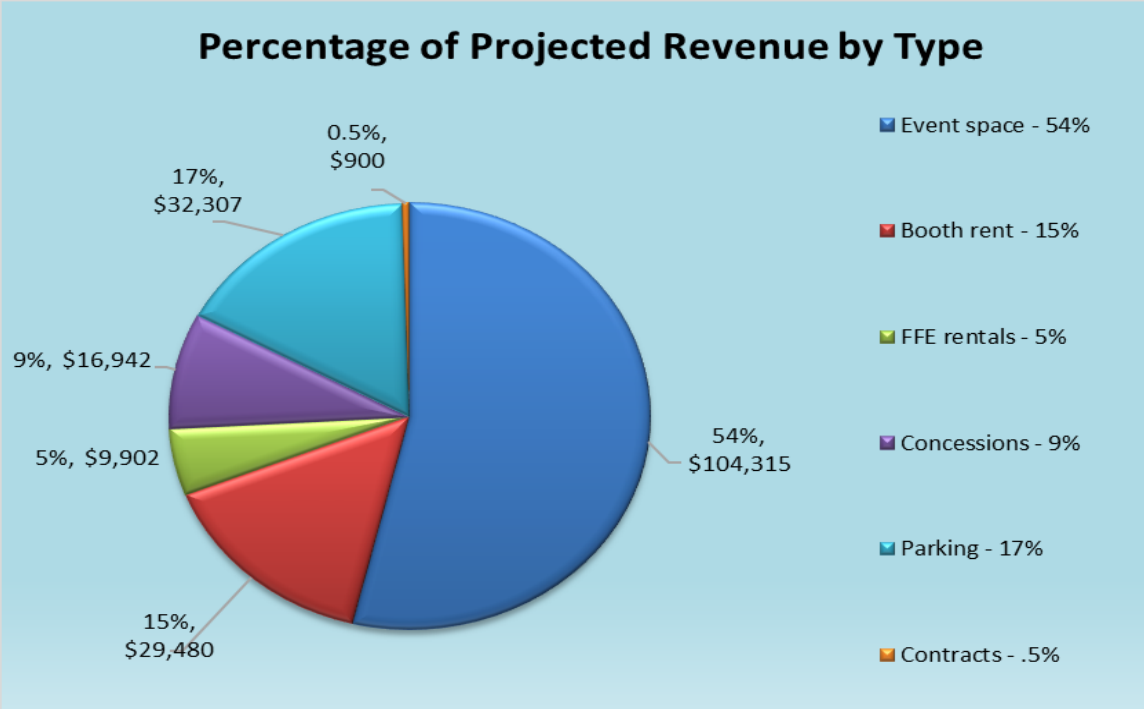
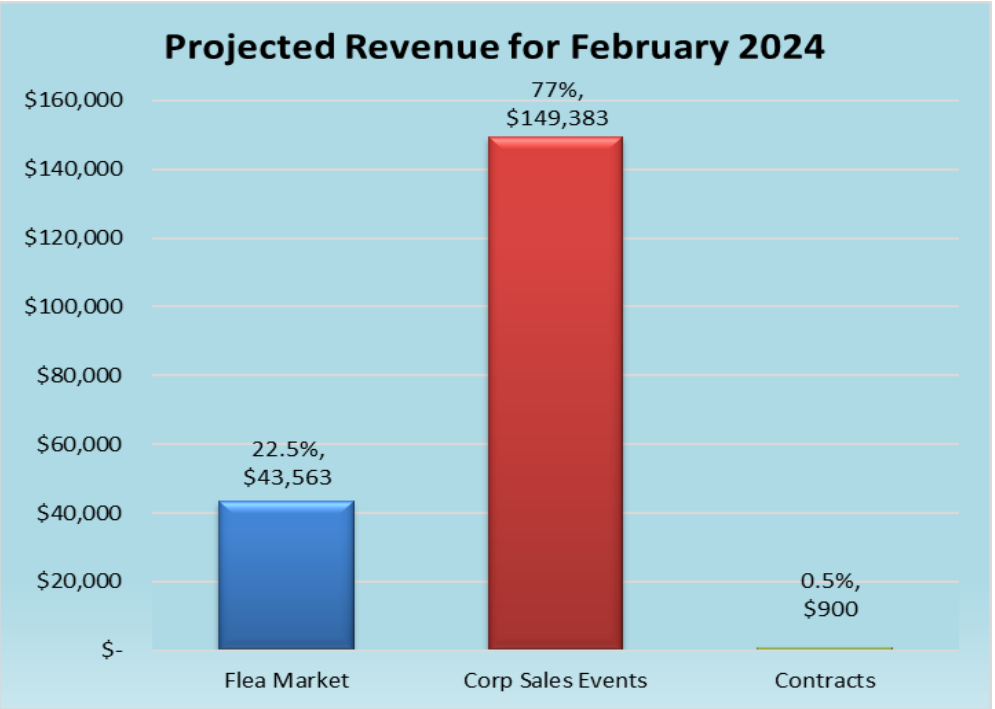
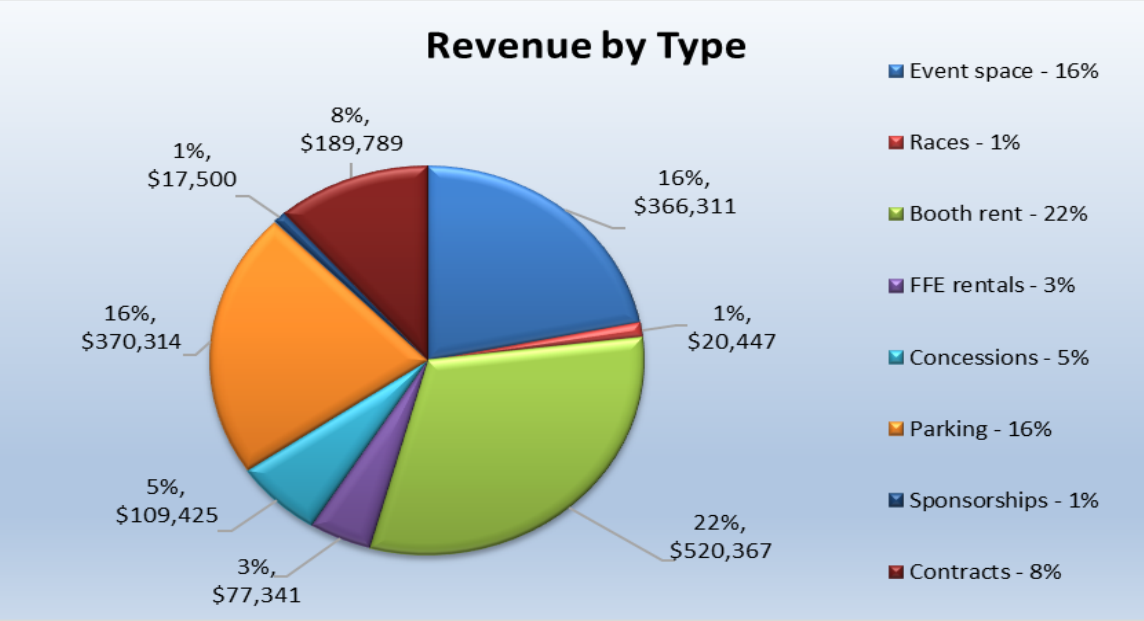
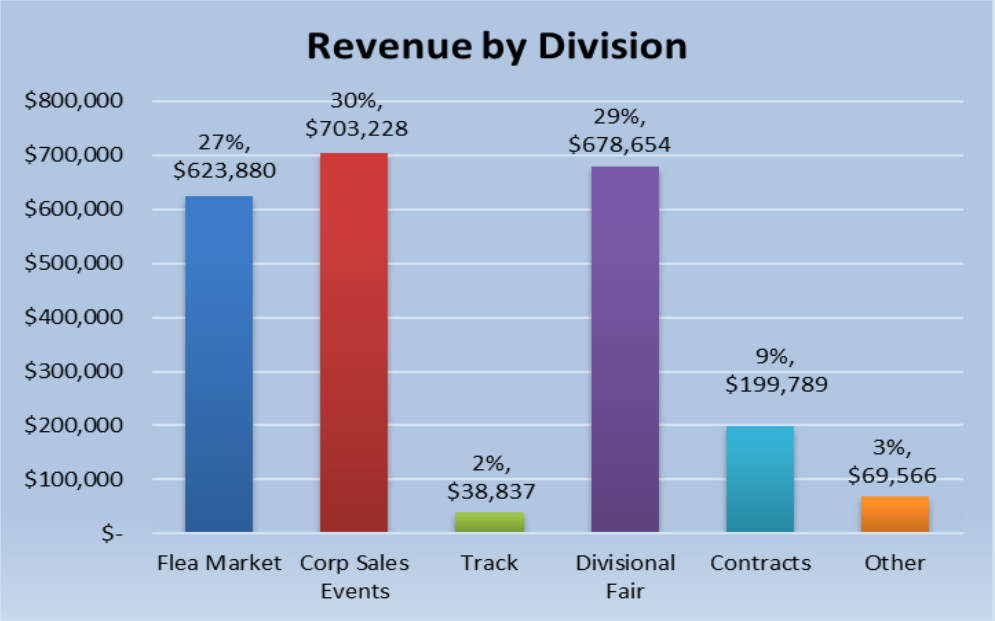
Preliminary Actuals thru JANUARY 2024

Revenues thru January 2024	2,313,956
Expenses thru January 2024	<u>(2,525,628)</u>
Gain (Loss) thru January 2024	(211,672)
Depreciation Expense	<u>(628,033)</u>
Gain (Loss) adjusted for Depreciation	(839,705)

REVENUES	Budget	YTD
Flea Market	994,880	623,880
Corp Sales Events	1,426,620	703,228
Track	63,600	38,837
Divisional Fair	611,000	678,654
Contracts	220,800	199,789
Other (interest, ebid)	0	69,566
Other Financing Sources	1,396,300	0
Total	4,713,200	2,313,956

EXPENSES	Budget	YTD
Payroll Expenses	1,957,300	998,669
Utilities	528,600	242,012
Purchased Services	857,900	574,769
Supplies	273,100	126,083
Communications	24,400	8,069
Temporary Services	209,000	97,826
Security Services	188,300	117,542
IT Services	127,300	71,829
Ins. Permits & LOCAP	447,100	241,490
Other (travel, awrd royalty)	100,200	47,339
Total	4,713,200	2,525,628

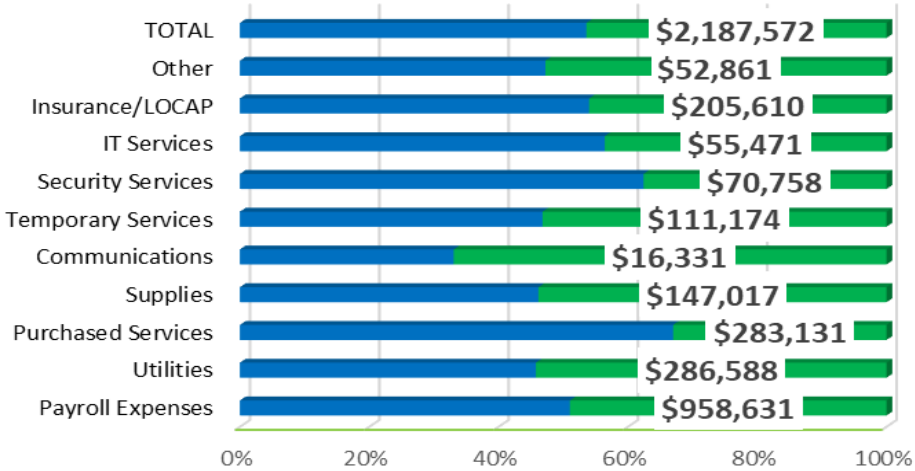
The Fairgrounds Nashville: revenue dashboard through 1/31/2024 (not final)



Note: Graphs do not include other financing sources.

The Fairgrounds Nashville: expense dashboard through 1/31/2024 (not final)

Budget Tracker



Expense Distribution

