

Sidewalk and Bikeway Online Tracker Instructions

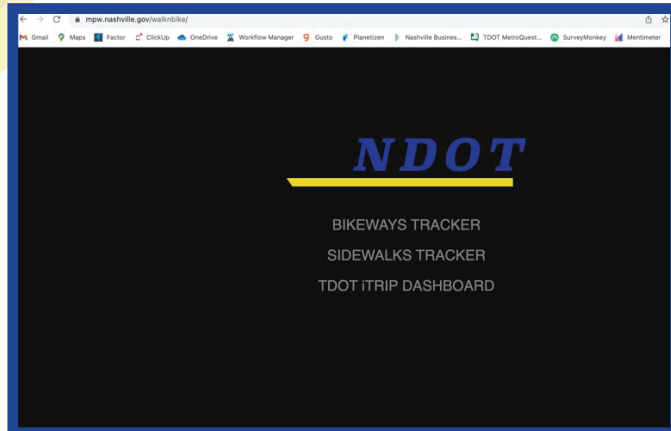
The Nashville Department of Transportation (NDOT) provides and maintains two online trackers - one for sidewalk projects and one for bikeway projects – that are displayed as an interactive map with council district boundaries. The online trackers include projects that are complete (in the past two years), under construction, planned, scheduled, on hold, or are future projects. The online trackers also provide detailed information for each project including:

- Project on street and to/from streets
- Type of project (protected bike lane, new sidewalk, etc.)
- Council District
- Schedule (start and end dates)
- Cost (planned, estimated, and actual)
- Project description
- Project justification
- Project notes
- Before/after pictures

How to Access & Download Data from the Online Trackers

1

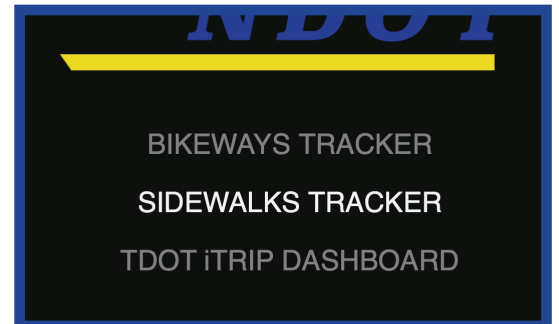
Go to <https://mpw.nashville.gov/walknbike>.



2

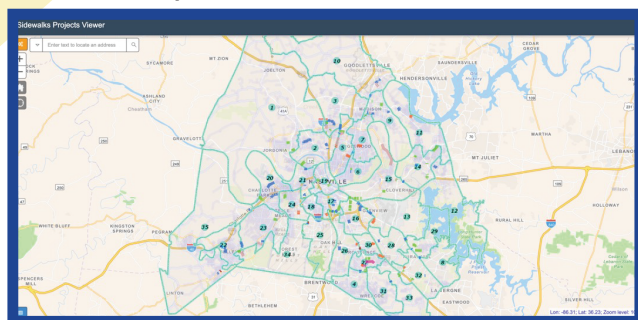
Click on the tracker you are interested in:

- Bikeways Tracker – NDOT bikeway projects
- Sidewalks Tracker – NDOT sidewalk projects
- TDOT iTRIP Dashboard – TDOT Road Improvement Program dashboard



3

The online tracker will open in a new tab and displays sidewalk/bikeway projects in Davidson County on an interactive map.



Use the "+" and "-" buttons to zoom in/out. Click projects to view a pop-up with more information. The teal lines represent Council District boundaries.

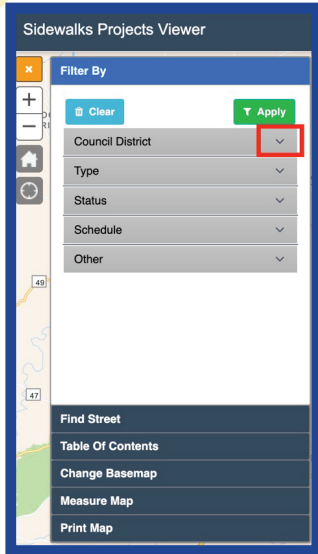
4

Click the orange settings button at the top left corner of the screen.

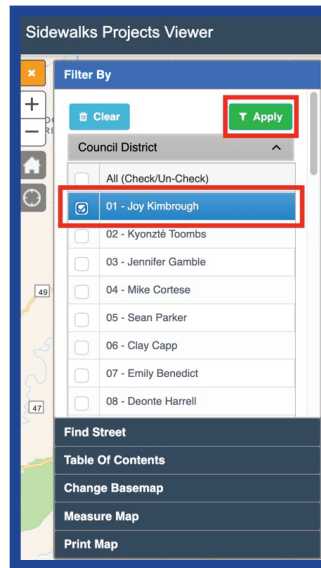


Sidewalk and Bikeway Online Tracker Instructions (continued)

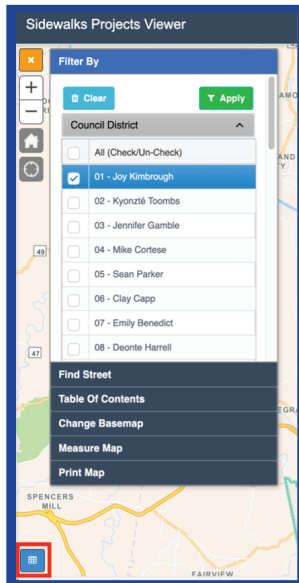
5 Under the “Filter By” header, click the dropdown arrow to the right of “Council District”.



6 Check the Council District you are interested in. Click the green “Apply” button. The map will load and only show projects located in the selected district.



7 Click the blue table button at the bottom left corner of the screen. This will load a table with the project information.



8 Click the “Export to Excel” or “Export to PDF” button, depending on what format you prefer. The document will download to your computer.

