

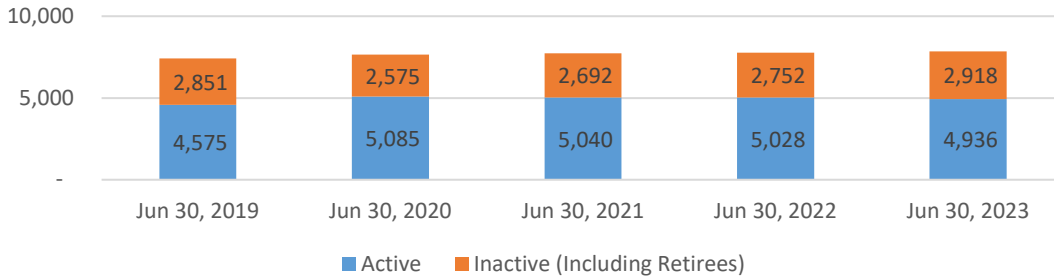
**Metro Employee's  
MetroMax Deferred Compensation Plan  
June 30, 2023**

**Investment Committee**

<b>Total Assets June 30, 2022</b>	<b>\$ 377,621,087</b>
<b>Total Assets June 30, 2023</b>	<b>\$ 405,147,882</b>

**Plan Consultant: NEPC  
Dan Beaton**

**MetroMax Participation**



**Plan Administration: Voya**

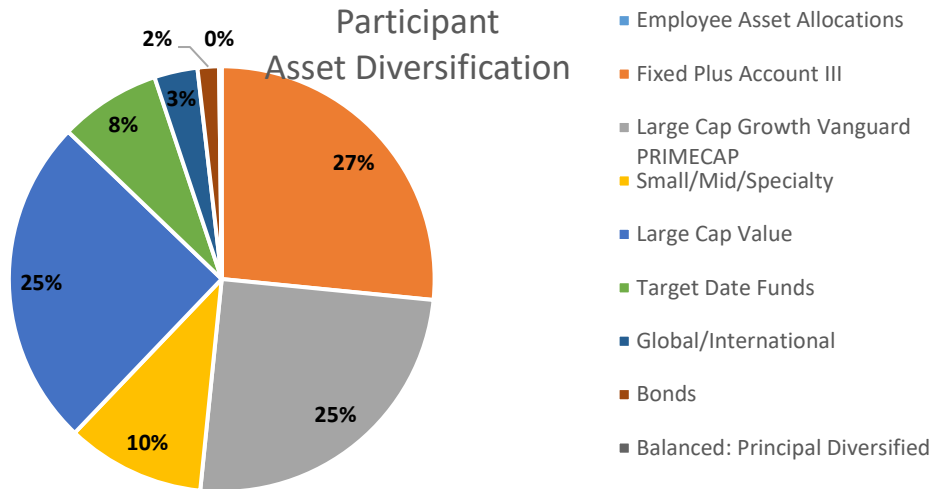
**Jonathan Cox  
Whit Gorham  
Seth Crosby  
Lisa Metzel**

**FY 2023**

**VOYA Employee Contacts**

Site Visits	<b>85</b>
Call-Ins	<b>6,330</b>
Walk-ins	<b>221</b>
Appointments	<b>1,050</b>
Orientations	<b>14</b>
Seminars	<b>7</b>
<b>Total Attendees</b>	<b>8,074</b>

**Participant  
Asset Diversification**



**Local Field Office Transactions**

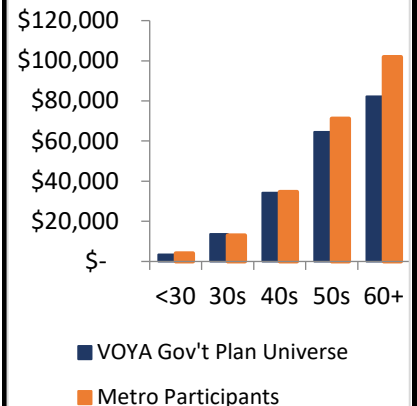
**Enrollments: 387  
Unforeseeable Emergencies: 55  
Rollovers from Outside Plans: 35  
DROPS: 34**

**Rollovers & DROPS into  
MetroMax in the last 12 mos -  
\$6,002,471**

Source: Voya Activity Report - June 30, 2022

Performance as of June 30, 2023	One Year	Three Years	Five Years
<b>Voya Fixed Plus Account III</b>	<b>2.0</b>	<b>2.3</b>	<b>2.6</b>
RL 3 Yr GIC	1.8	1.8	1.9
<b>Vanguard PRIMECAP Adm</b>	<b>20.4</b>	<b>14.9</b>	<b>11.2</b>
Russell 1000 Growth TR USD	27.1	13.7	15.1
<b>Vanguard Mid Cap Index Institutional</b>	<b>13.7</b>	<b>12.0</b>	<b>8.6</b>
Vanguard Mid Cap Spliced Index	13.7	12.0	8.6
<b>Vanguard Institutional Index I</b>	<b>19.5</b>	<b>14.6</b>	<b>12.3</b>
S&P 500 TR USD	19.6	14.6	12.3
<b>Dodge &amp; Cox Stock I</b>	<b>12.4</b>	<b>18.2</b>	<b>10.0</b>
Russell 1000 Value TR USD	11.5	14.3	8.1
<b>American Funds Capital World Gr&amp;Inc R6</b>	<b>18.4</b>	<b>9.7</b>	<b>7.0</b>
MSCI ACWI NR USD	16.5	11.0	8.1
<b>Segall Bryant &amp; Hamill Small Cap Cre Ins</b>	<b>15.8</b>	<b>13.6</b>	<b>9.6</b>
Russell 2000 TR USD	12.3	10.8	4.2
<b>Vanguard Target Retirement 2045 Fund</b>	<b>13.9</b>	<b>9.5</b>	<b>7.5</b>
Vanguard Target 2045 Composite Index	14.4	9.9	7.8
<b>Vanguard Target Retirement 2035 Fund</b>	<b>11.3</b>	<b>7.2</b>	<b>6.4</b>
Vanguard Target 2035 Composite Index	11.8	7.6	6.7
<b>PIMCO Total Return Instl</b>	<b>-0.9</b>	<b>-3.7</b>	<b>0.8</b>
Bloomberg US Agg Bond TR USD	-0.9	-4.0	0.8

**Average Balance by  
Age Band**



Resources: Additional information including the plan document, investment policy, performance reports, Voya activity reports, Investment Committee agendas & minutes can be found at <https://www.nashville.gov/Finance/Office-of-the-Treasurer/Investments.aspx>