

BFC FINANCIAL PACKAGE

AS OF FEBRUARY 29, 2024

Board of Fair Commissioners

Financial Report as of FEBRUARY 29, 2024

Nashville Expo Center at the Fairgrounds

Fiscal Year July 1, 2023 thru June 30, 2024

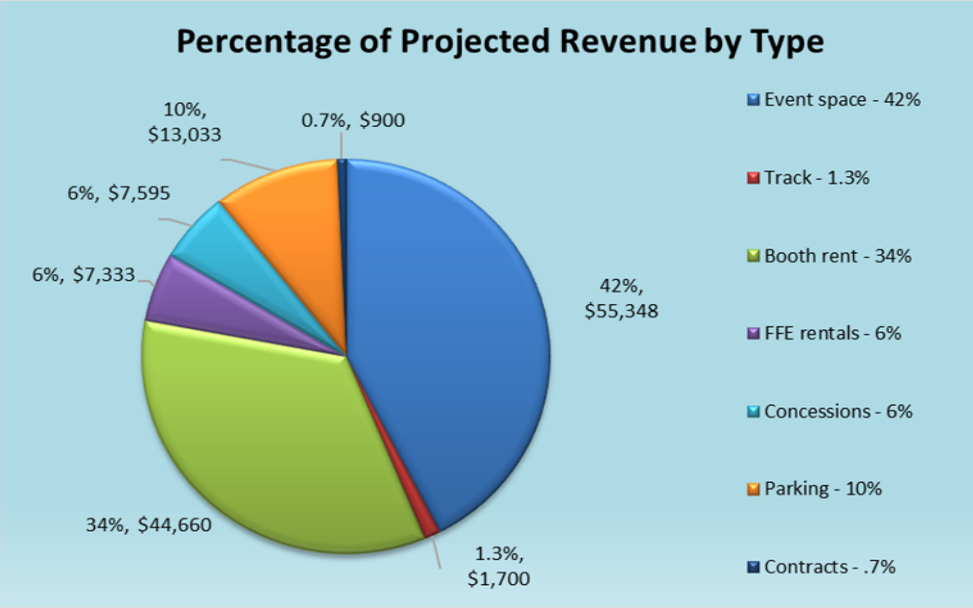
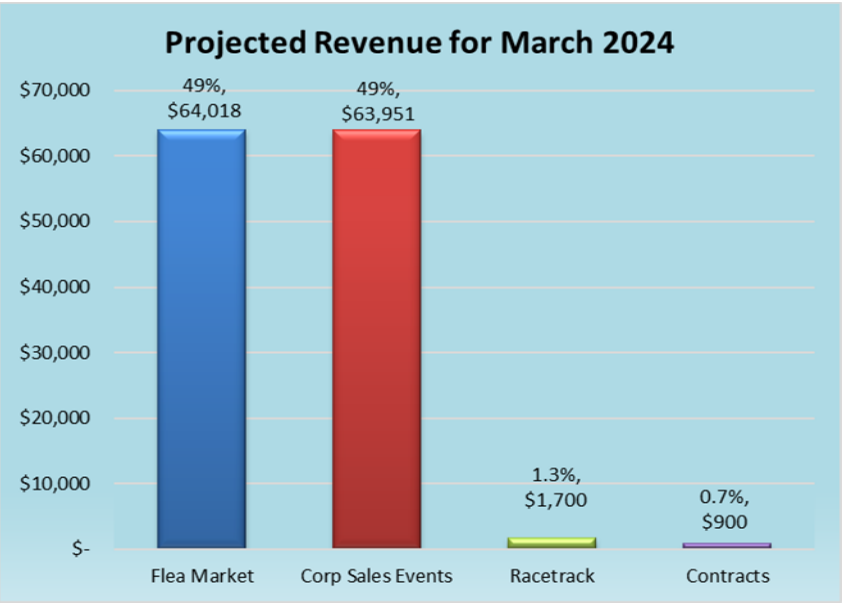
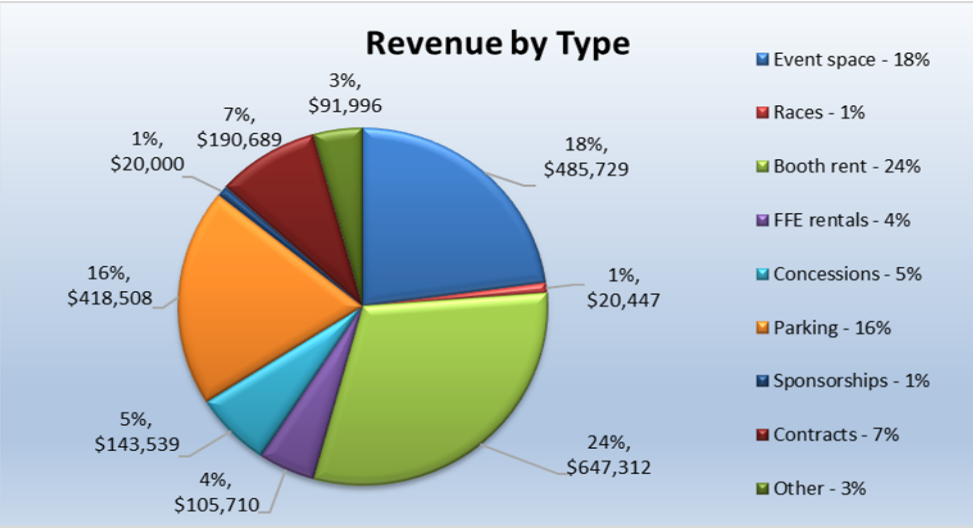
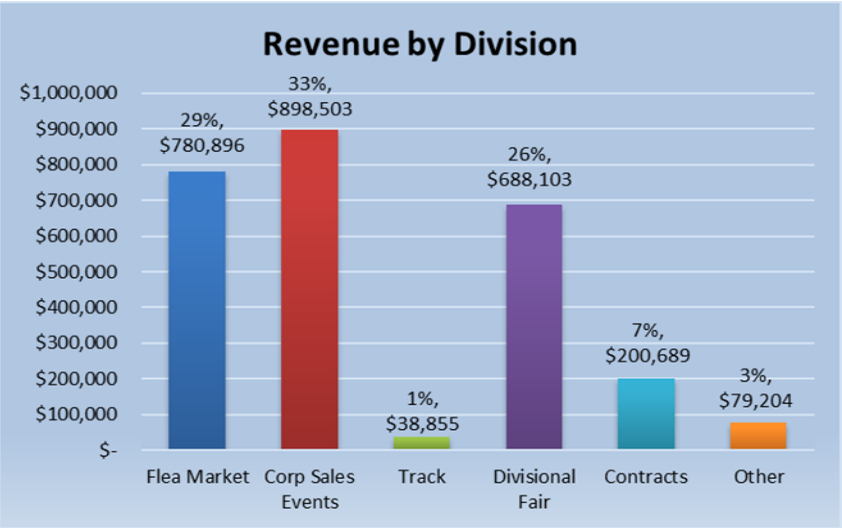
Preliminary Actuals thru FEBRUARY 2024

Revenues thru February 2024	2,686,349
Expenses thru February 2024	<u>(2,920,851)</u>
Gain (Loss) thru February 2024	(234,502)
Depreciation Expense	<u>(736,828)</u>
Gain (Loss) adjusted for Depreciation	(971,330)

REVENUES	Budget	YTD
Flea Market	994,880	780,996
Corp Sales Events	1,426,620	898,503
Track	63,600	38,855
Divisional Fair	611,000	688,103
Contracts	220,800	200,689
Other (interest, ebid)	0	79,204
Other Financing Sources	1,396,300	0
Total	4,713,200	2,686,349

EXPENSES	Budget	YTD
Payroll Expenses	1,957,300	1,127,429
Utilities	528,600	288,631
Purchased Services	857,900	668,377
Supplies	273,100	138,635
Communications	24,400	10,612
Temporary Services	209,000	110,783
Security Services	188,300	141,750
IT Services	127,300	81,771
Ins. Permits & LOCAP	447,100	305,525
Other (travel, awrd royalty)	100,200	47,339
Total	4,713,200	2,920,851

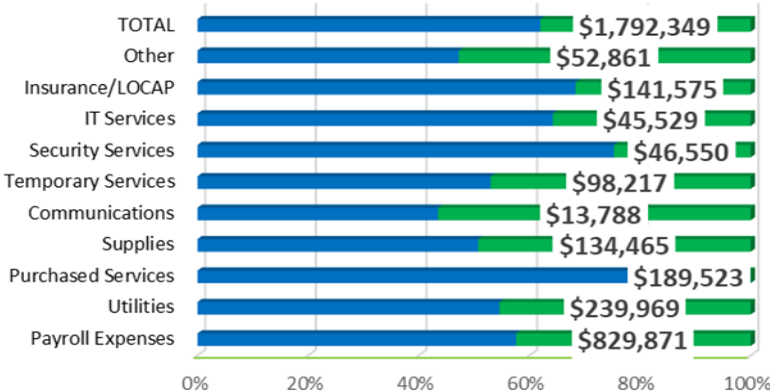
The Fairgrounds Nashville: revenue dashboard through 2/29/2024 (not final)



Note: Graphs do not include other financing sources.

The Fairgrounds Nashville: expense dashboard through 2/29/2024 (not final)

Budget Tracker



Expense Distribution

