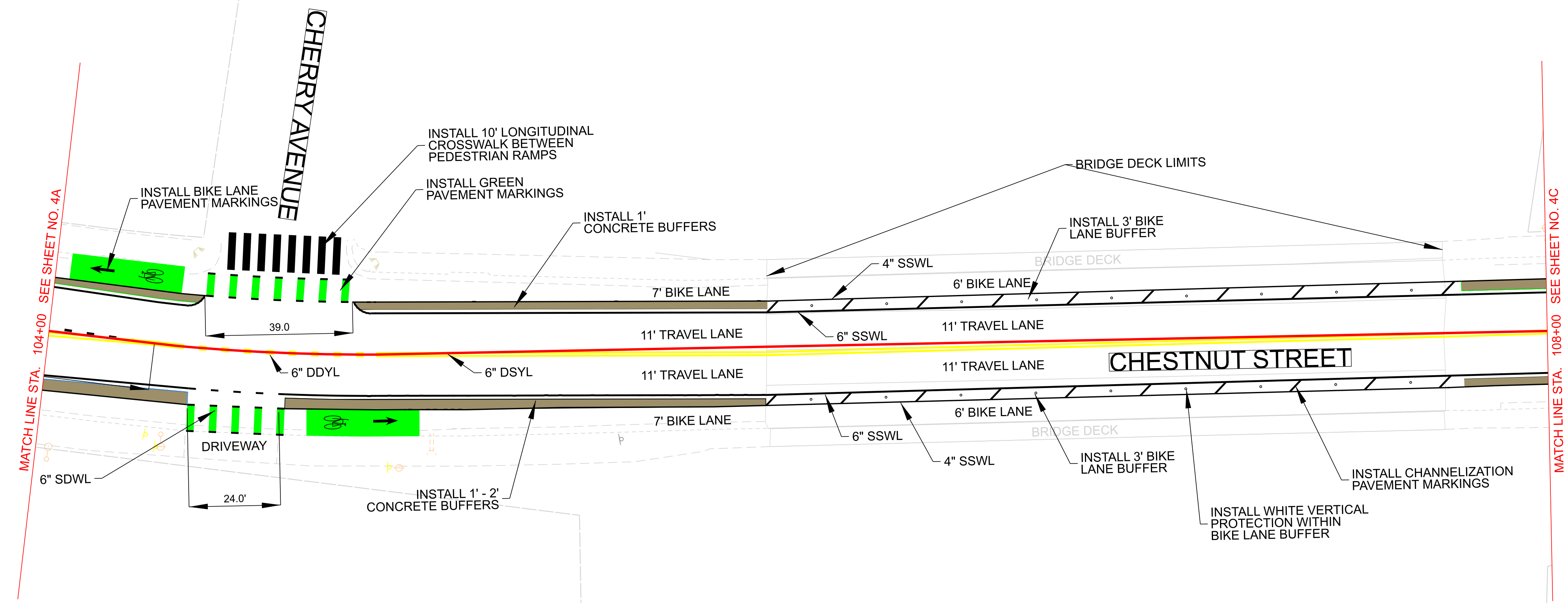


FILE NO.	892107772.24
DATE:	03/06/2024
DESIGNED BY:	BJT
DRAWN BY:	SAB
CHECKED BY:	JMC
REVISION BLOCK	
DATE:	



**LEGEND**

SSWL = SINGLE SOLID WHITE LINE  
 SDWL = SINGLE DASHED WHITE LINE  
 SDYL = SINGLE DASHED YELLOW LINE  
 DDYL = DOUBLE DASHED YELLOW LINE  
 = BIKE LANE PAVEMENT



**DRAFT  
 NOT FOR  
 CONSTRUCTION**

**SIGNAGE AND  
 STRIPING PLANS**  
 STA. 104+00 TO STA. 108+00

**CHESTNUT STREET  
 BIKEWAY DESIGN**

SCALE: 1" = 20'

FILE NO.	892107772.24	
DATE:	03/06/2024	
DESIGNED BY:	BJT	
DRAWN BY:	SAB	
CHECKED BY:	JMC	
REVISION BLOCK		
DATE:		



**DRAFT  
NOT FOR  
CONSTRUCTION**

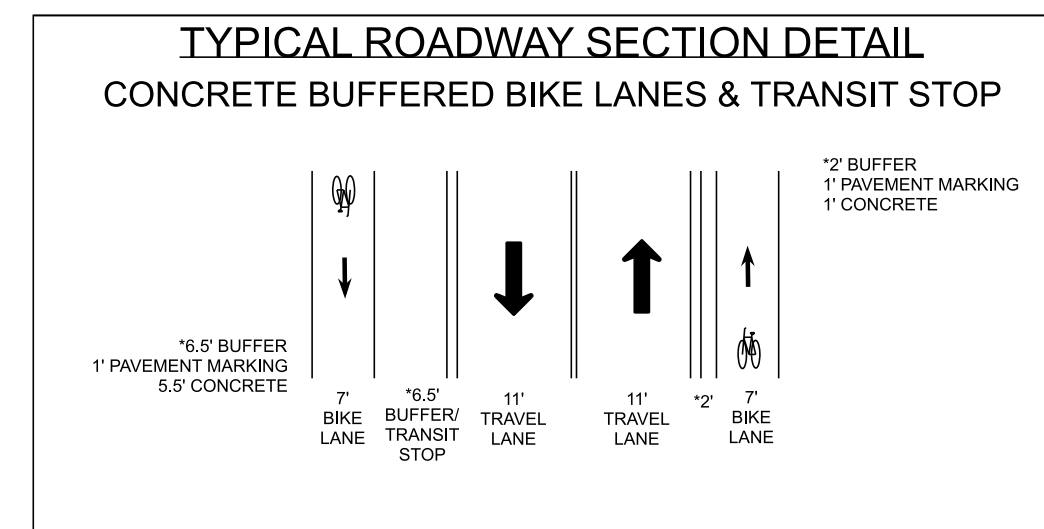
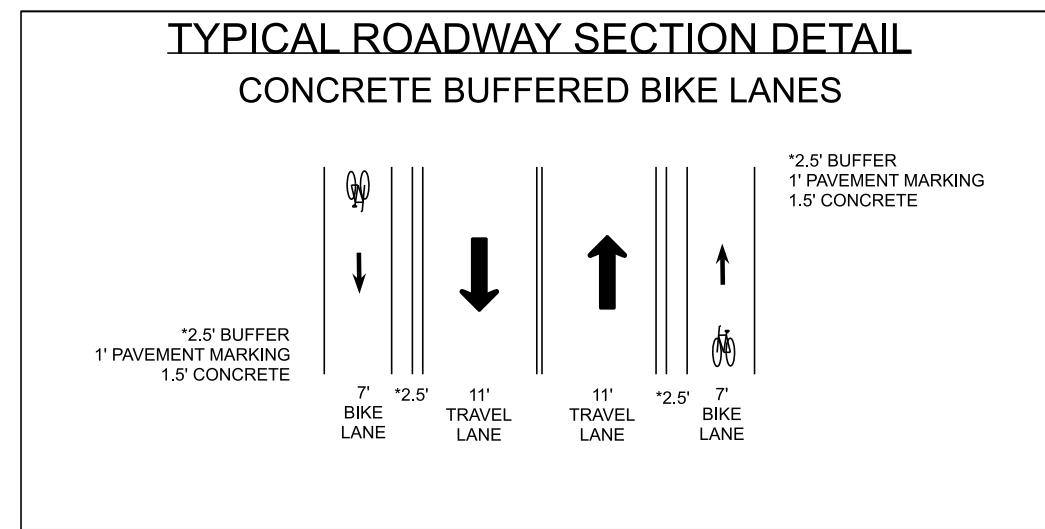
**SIGNAGE AND  
STRIPING PLANS**

STA. 108+00 TO STA. 112+00

**CHESTNUT STREET  
BIKEWAY DESIGN**

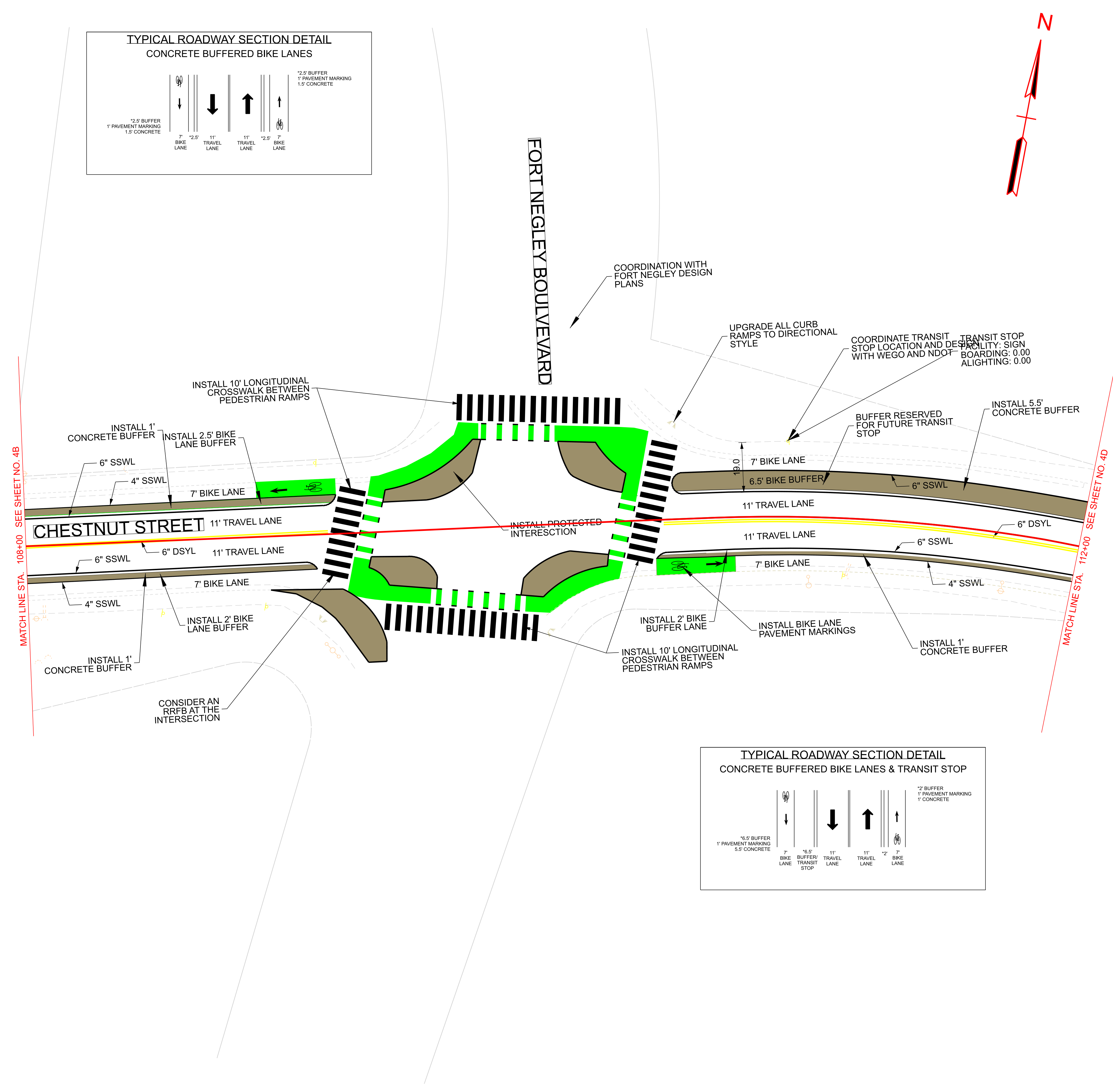
SCALE: 1" = 20'

SHEET 4C



**LEGEND**

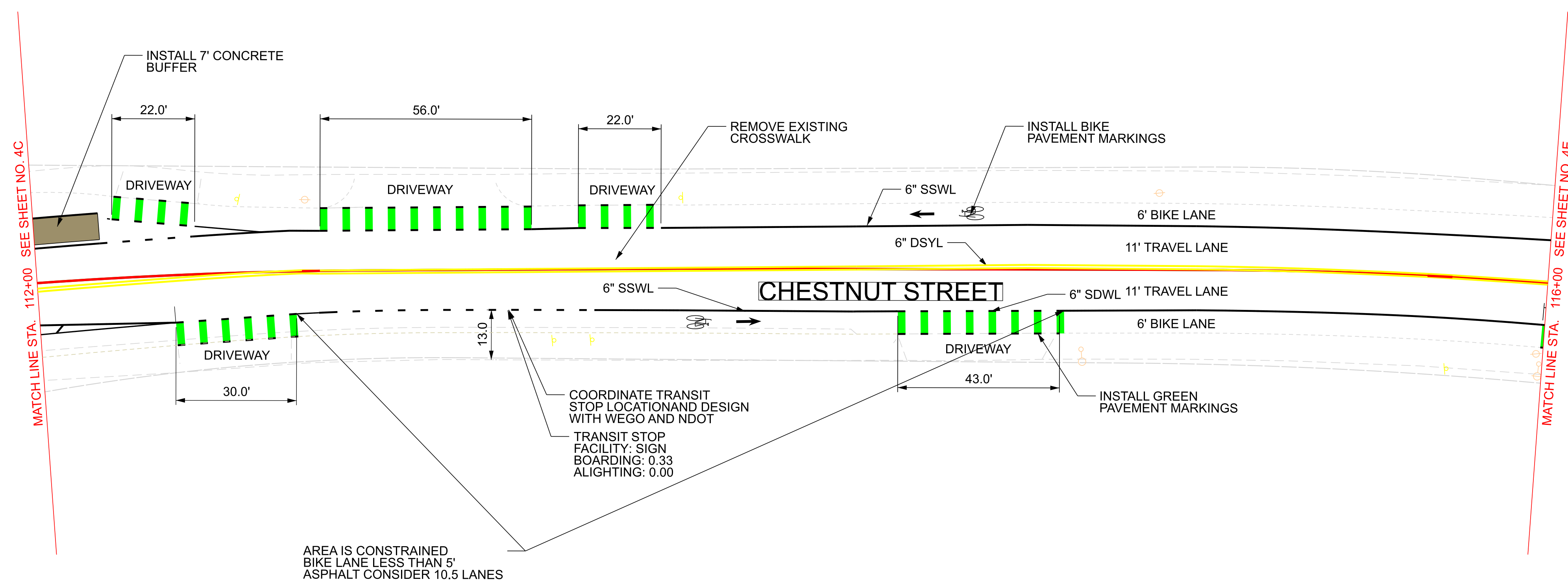
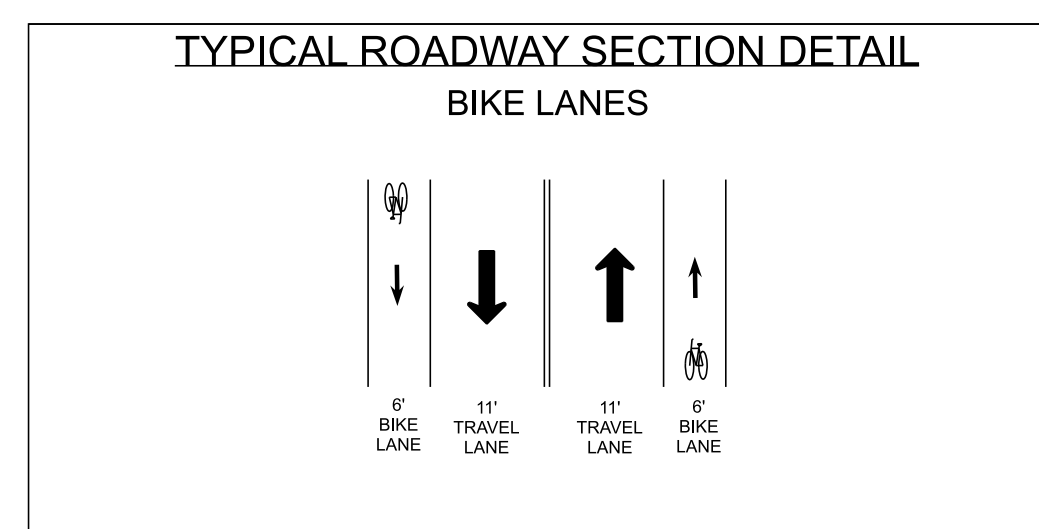
SSWL	= SINGLE SOLID WHITE LINE
SDWL	= SINGLE DASHED WHITE LINE
SDYL	= SINGLE DASHED YELLOW LINE
DDYL	= DOUBLE DASHED YELLOW LINE
<span style="background-color: green; border: 1px solid black; display: inline-block; width: 10px; height: 10px;"></span>	= BIKE LANE PAVEMENT



3/6/2024 11:36:32 AM C:\IDMS\KCI-PROJECTS\_02\SAMANTHA.BOWIE@KCI.COM\DM\ST5836\REV01\04\BIBS\BIBS.DWG



FILE NO.	892107772.24	
DATE:	03/06/2024	
DESIGNED BY:	BJT	
DRAWN BY:	SAB	
CHECKED BY:	JMC	
REVISION BLOCK		
DATE:		



**DRAFT  
NOT FOR  
CONSTRUCTION**

LEGEND	
SSWL	= SINGLE SOLID WHITE LINE
SDWL	= SINGLE DASHED WHITE LINE
SDYL	= SINGLE DASHED YELLOW LINE
DDYL	= DOUBLE DASHED YELLOW LINE
	= BIKE LANE PAVEMENT



**SIGNAGE AND  
STRIPING PLANS**  
STA. 112+00 TO STA. 116+00

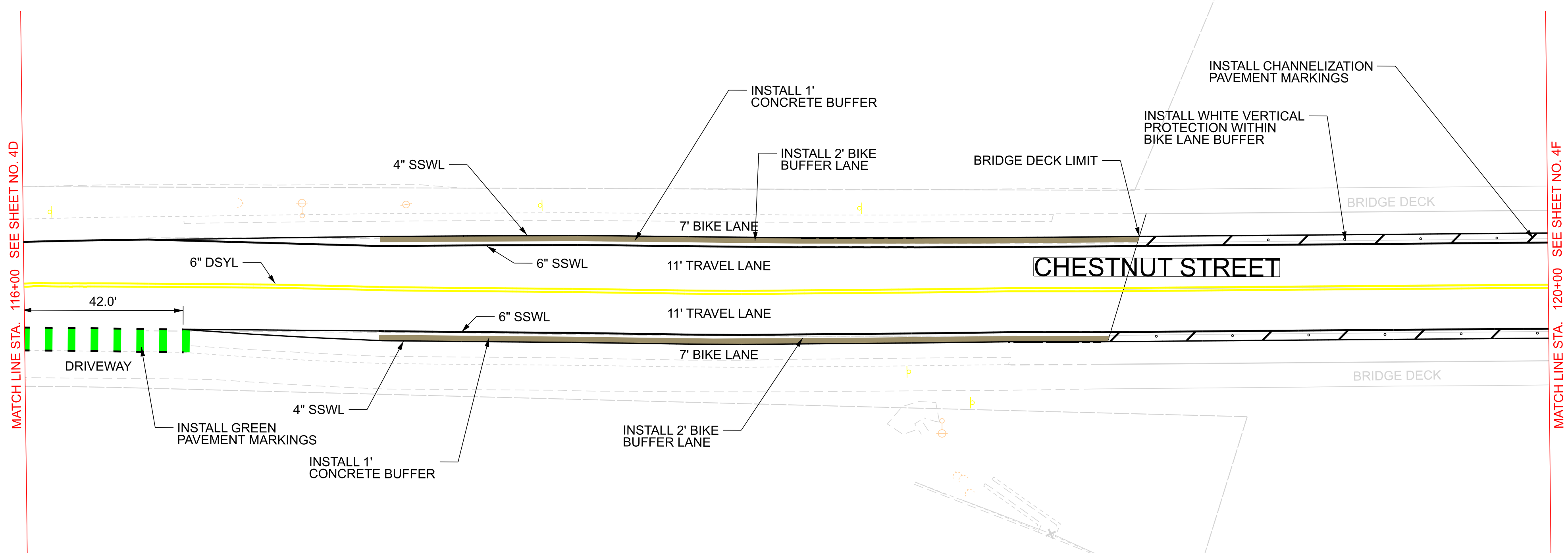
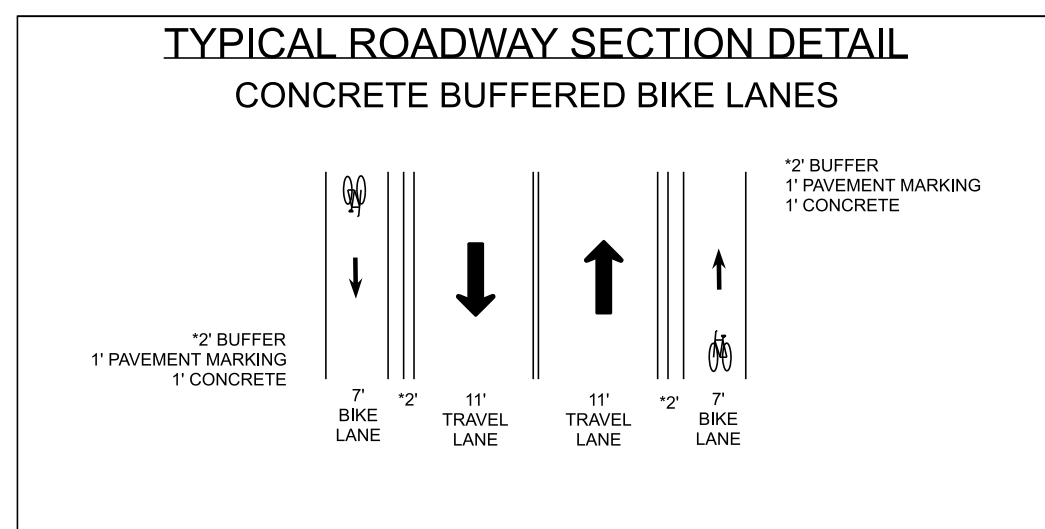
**CHESTNUT STREET  
BIKEWAY DESIGN**

SCALE: 1" = 20'

SHEET 4D

3/6/2024 11:36:57 AM C:\DMS\KCI-PROJECTS\_02\SAMANTHA.BOWIE@KCI.COM\DMST5836\REVISED\BIBB\BIBB.DWG

FILE NO.	892107772.24
DATE:	03/06/2024
DESIGNED BY:	BJT
DRAWN BY:	SAB
CHECKED BY:	JMC
REVISION BLOCK	
DATE:	



DRAFT  
NOT FOR  
CONSTRUCTION

**SIGNAGE AND STRIPING PLANS**

STA. 116+00 TO STA. 120+00

**CHESTNUT STREET BIKEWAY DESIGN**

SCALE: 1" = 20'

SHEET 4E

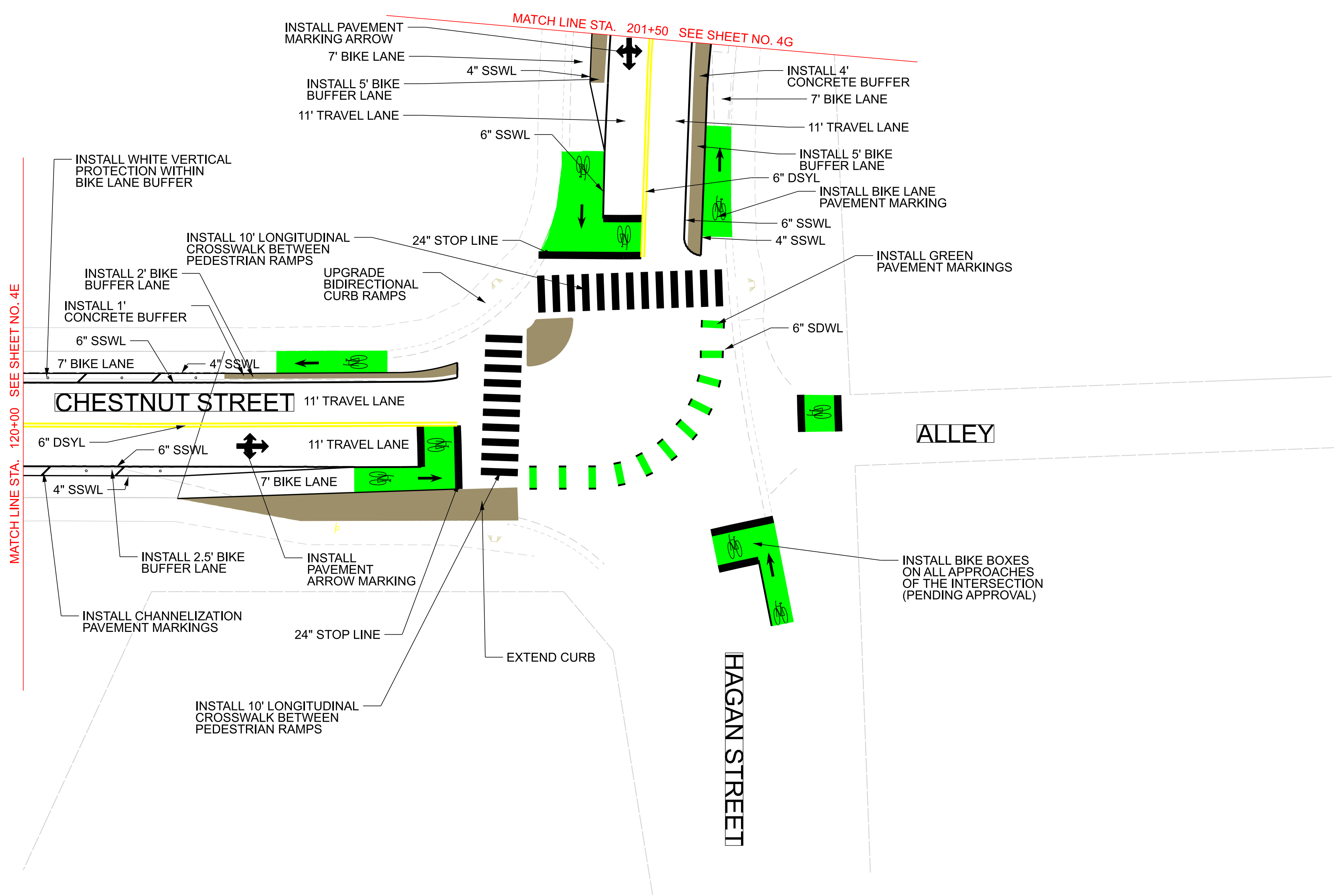

LEGEND	
SSWL	= SINGLE SOLID WHITE LINE
SDWL	= SINGLE DASHED WHITE LINE
SDYL	= SINGLE DASHED YELLOW LINE
DDYL	= DOUBLE DASHED YELLOW LINE
	= BIKE LANE PAVEMENT



3/6/2024 11:38:22 AM C:\IDMS\KCI-PROJECTS\_02\SAMANTHA.BOWIE@KCI.COM\DMST5836\REV01\06\RTS\MARKETING\DESIGN

SHEET 4F

FILE NO.	892107772.24
DATE:	03/06/2024
DESIGNED BY:	BJT
DRAWN BY:	SAB
CHECKED BY:	JMC
REVISION BLOCK	
DATE:	



MATCH LINE STA. 120+00 SEE SHEET NO. 4E

MATCH LINE STA. 201+50 SEE SHEET NO. 4G



**DRAFT  
NOT FOR  
CONSTRUCTION**

**SIGNAGE AND  
STRIPING PLANS**

STA. 120+00 TO STA. 201 +50

**CHESTNUT STREET  
BIKEWAY DESIGN**

SCALE: 1" = 20'

SHEET 4F

LEGEND	
SSWL	= SINGLE SOLID WHITE LINE
SDWL	= SINGLE DASHED WHITE LINE
SDYL	= SINGLE DASHED YELLOW LINE
DDYL	= DOUBLE DASHED YELLOW LINE
<span style="background-color: #00FF00; border: 1px solid black; display: inline-block; width: 10px; height: 10px;"></span>	= BIKE LANE PAVEMENT



3/6/2024 11:38:53 AM C:\DMS\KCI-PROJECTS\_02\SAMANTHA.BOWIE@KCI.COM\DMST5836\REVISED\BOWIE DESIGN



FILE NO.	892107772.24
DATE:	03/06/2024
DESIGNED BY:	BJT
DRAWN BY:	SAB
CHECKED BY:	JMC
REVISION BLOCK	
DATE:	



**DRAFT  
NOT FOR  
CONSTRUCTION**

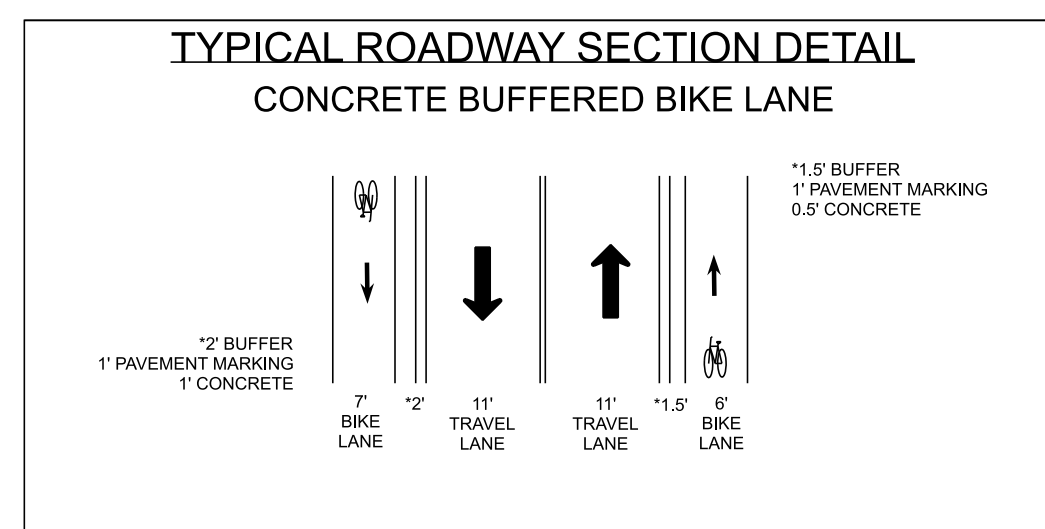

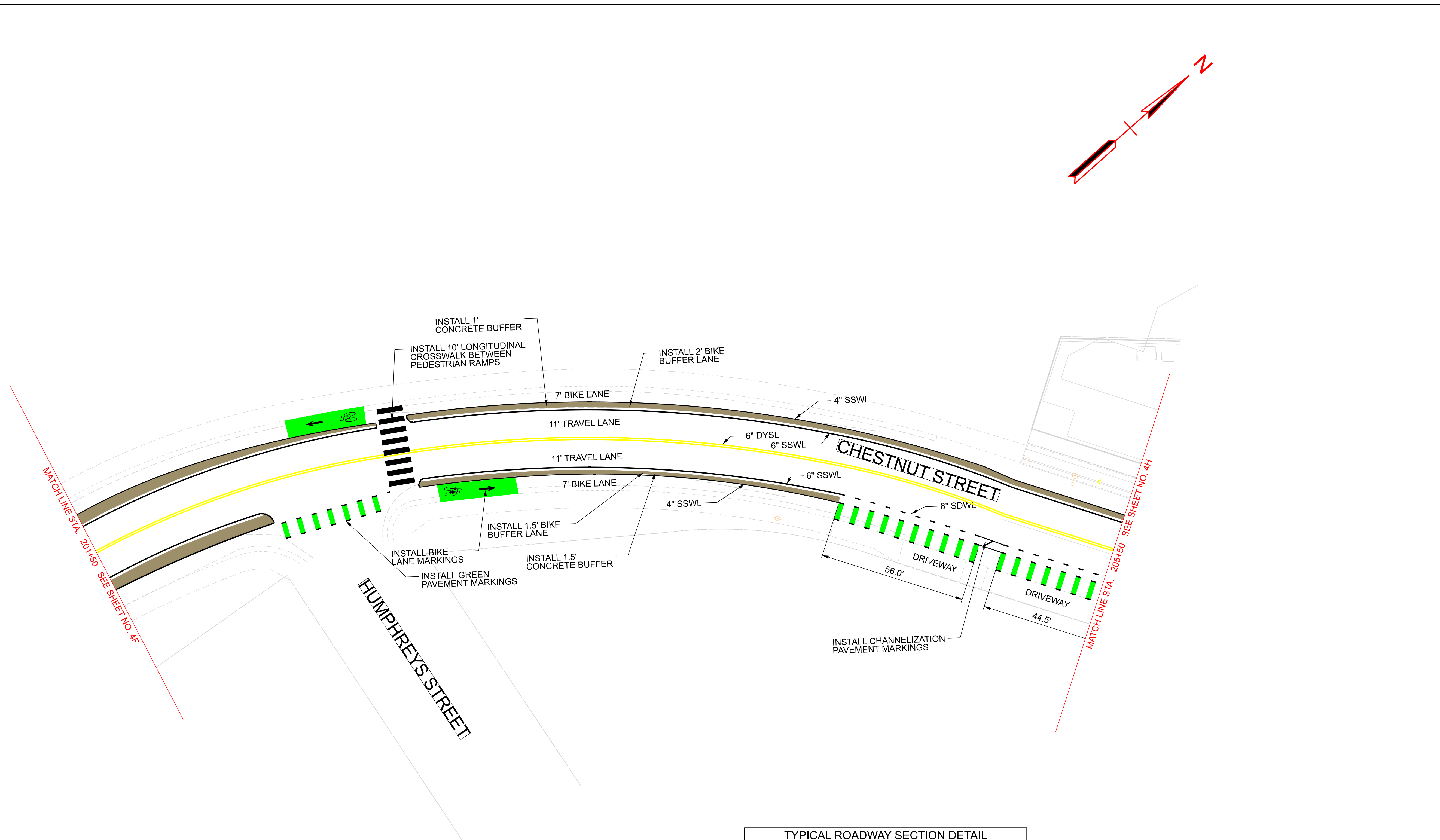
**SIGNAGE AND  
STRIPING PLANS**

STA. 201+50 TO STA. 205+50

**CHESTNUT STREET  
BIKEWAY DESIGN**

SCALE: 1" = 20'

SHEET 4G



**LEGEND**

SSWL	= SINGLE SOLID WHITE LINE
SDWL	= SINGLE DASHED WHITE LINE
SDYL	= SINGLE DASHED YELLOW LINE
DDYL	= DOUBLE DASHED YELLOW LINE
<span style="background-color: green; border: 1px solid black; display: inline-block; width: 10px; height: 10px;"></span>	= BIKE LANE PAVEMENT



3/6/2024 11:39:22 AM  
 C:\IDMS\KCI-PROJECTS\_02\SAMANTHA.BOWIE@KCI.COM\DMST5836\REV01\060325\BOWIE.DWG

FILE NO.	892107772.24	
DATE:	03/06/2024	
DESIGNED BY:	BJT	
DRAWN BY:	SAB	
CHECKED BY:	JMC	
REVISION BLOCK		
DATE:		



**DRAFT  
NOT FOR  
CONSTRUCTION**

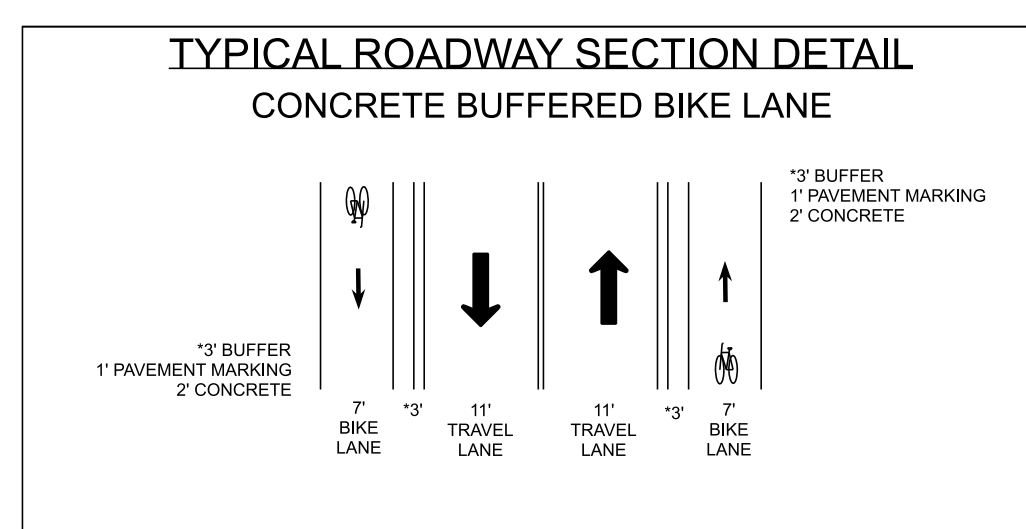
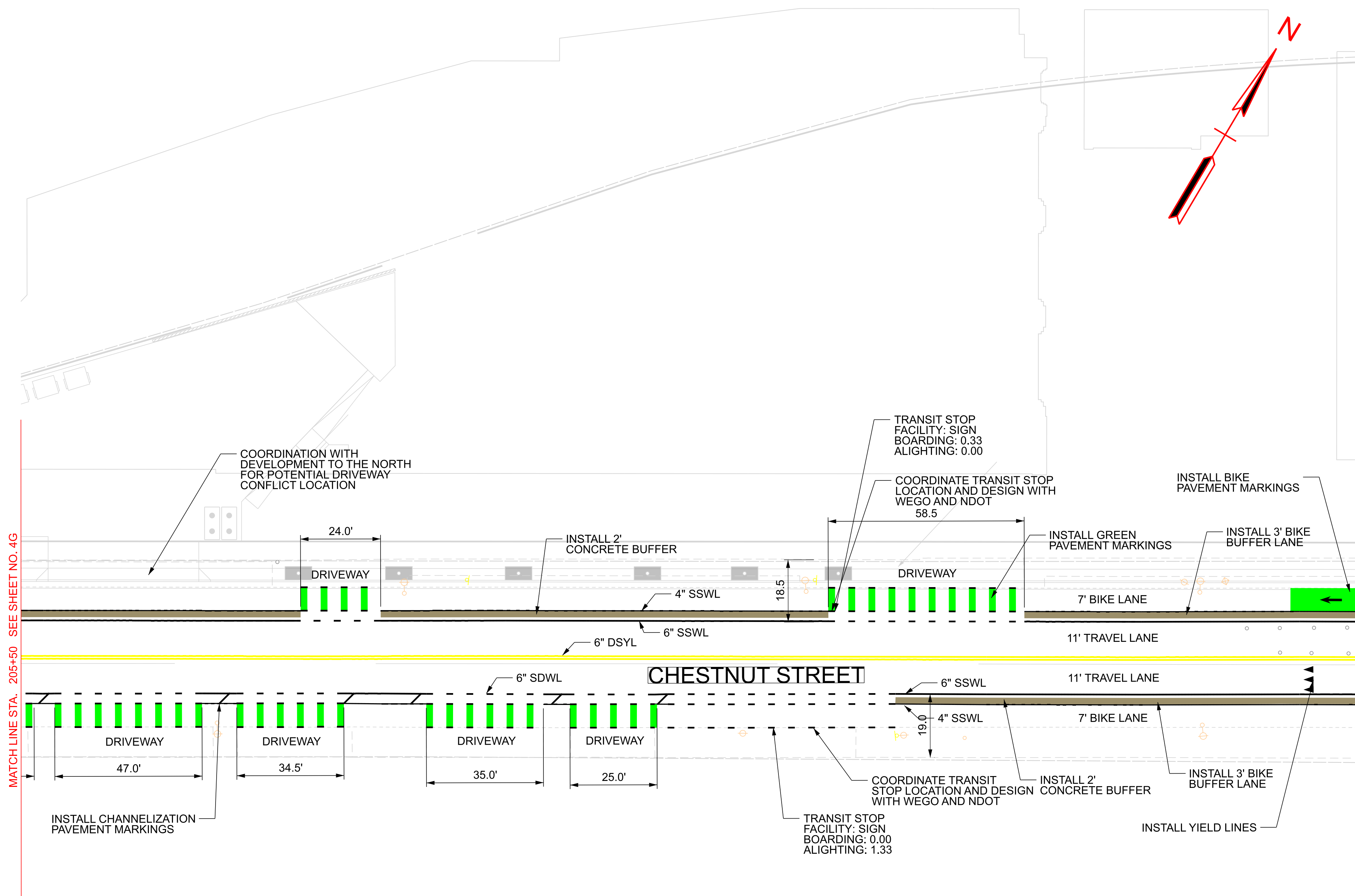
**SIGNAGE AND  
STRIPING PLANS**

STA. 205+50 TO STA. 209+50

**CHESTNUT STREET  
BIKEWAY DESIGN**

SCALE: 1" = 20'

SHEET 4H



**LEGEND**

SSWL = SINGLE SOLID WHITE LINE  
SDWL = SINGLE DASHED WHITE LINE  
SDYL = SINGLE DASHED YELLOW LINE  
DDYL = DOUBLE DASHED YELLOW LINE  
■ = BIKE LANE PAVEMENT



3/6/2024 11:39:50 AM C:\IDMS\KCI-PROJECTS\_02\SAMANTHA.BOWIE@KCI.COM\DMST5836\REVISED\BIBBIE DESIGN



FILE NO.	892107772.24	
DATE:	03/06/2024	
DESIGNED BY:	BJT	
DRAWN BY:	SAB	
CHECKED BY:	JMC	
REVISION BLOCK		
DATE:		



**DRAFT  
NOT FOR  
CONSTRUCTION**

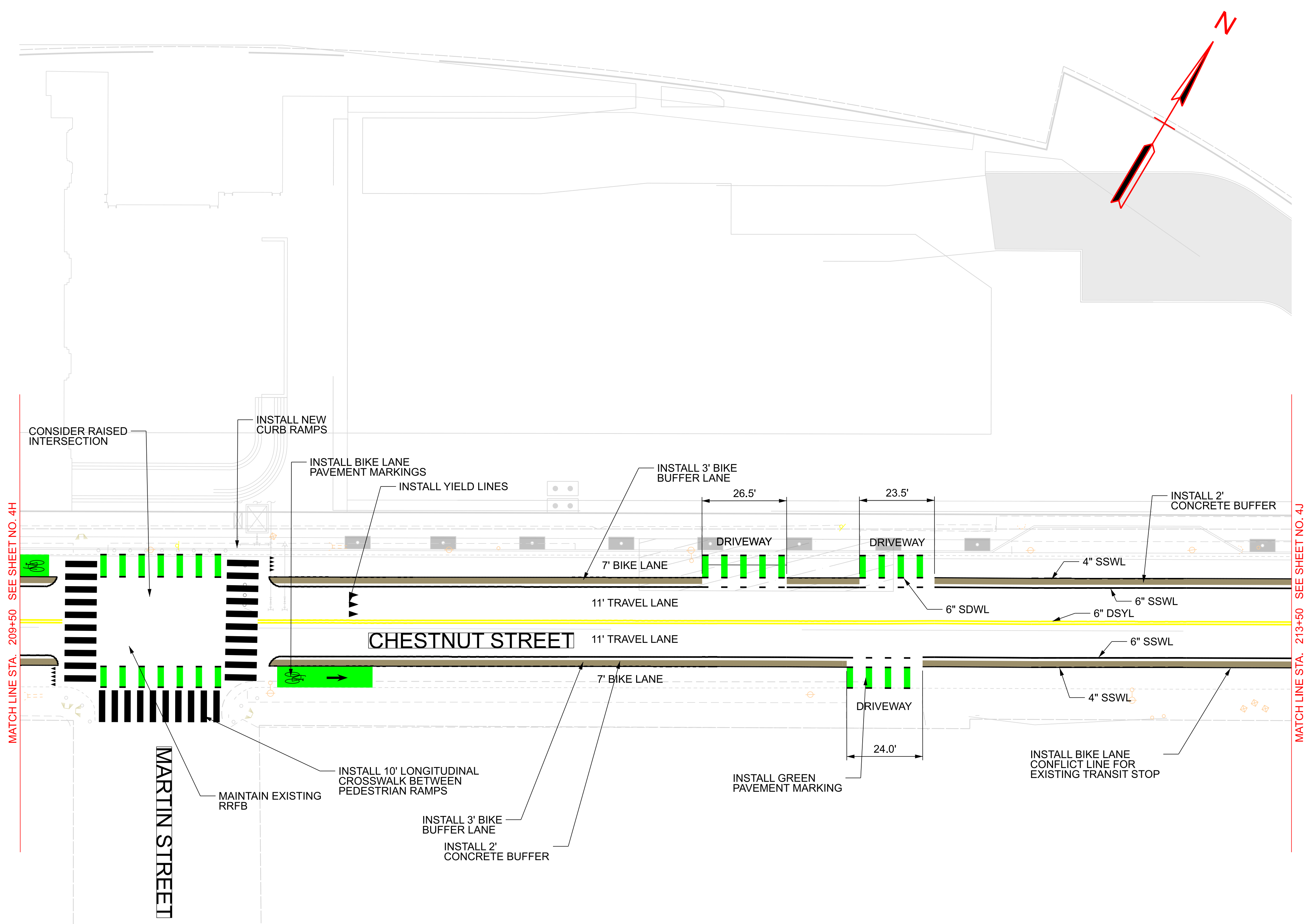
**SIGNAGE AND  
STRIPING PLANS**

STA. 209+50 TO STA. 213+50

**CHESTNUT STREET  
BIKEWAY DESIGN**

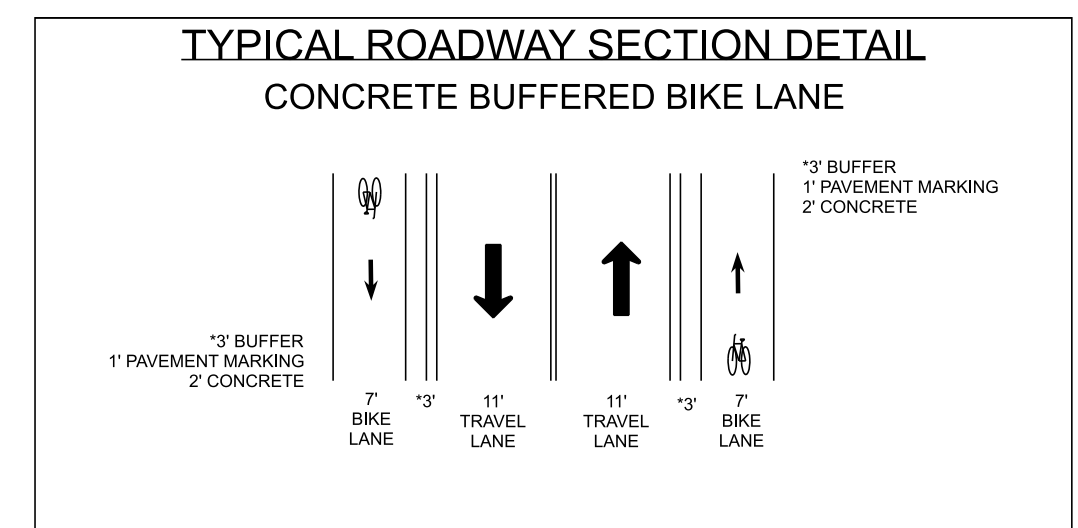
SCALE: 1" = 20'

SHEET 4I



MATCH LINE STA. 209+50 SEE SHEET NO. 4H

MATCH LINE STA. 213+50 SEE SHEET NO. 4J



**LEGEND**

SSWL	= SINGLE SOLID WHITE LINE
SDWL	= SINGLE DASHED WHITE LINE
SDYL	= SINGLE DASHED YELLOW LINE
DDYL	= DOUBLE DASHED YELLOW LINE
<span style="background-color: green; border: 1px solid black; display: inline-block; width: 10px; height: 10px;"></span>	= BIKE LANE PAVEMENT



3/6/2024 11:40:17 AM C:\IDMS\KCI-PROJECTS\_02\SAMANTHA\_BOWIE\KCI\COMID\MT5836\REV\PO\RTS\MARKETING

FILE NO.	892107772.24	
DATE:	03/06/2024	
DESIGNED BY:	BJT	
DRAWN BY:	SAB	
CHECKED BY:	JMC	
REVISION BLOCK		
DATE:		



**DRAFT  
NOT FOR  
CONSTRUCTION**

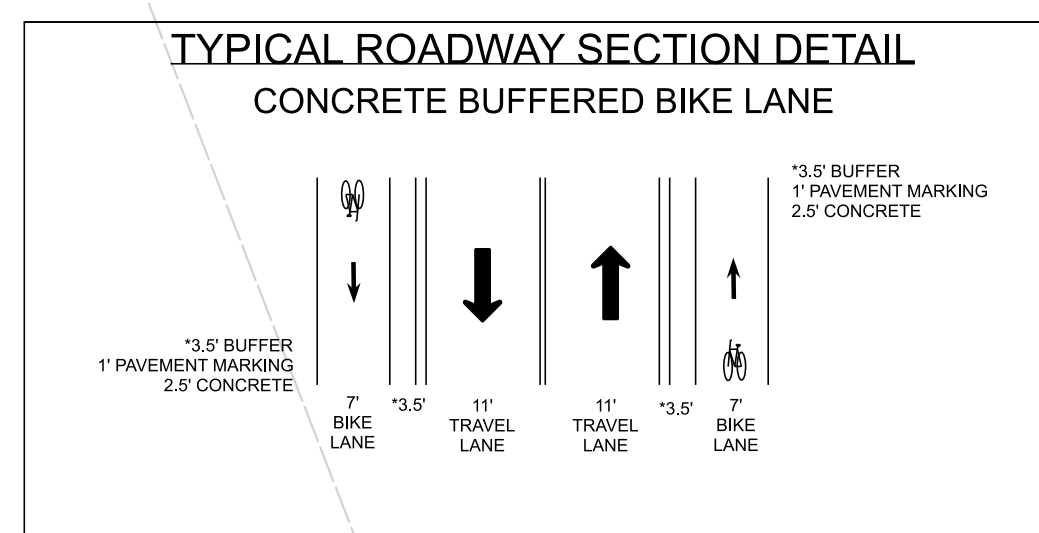
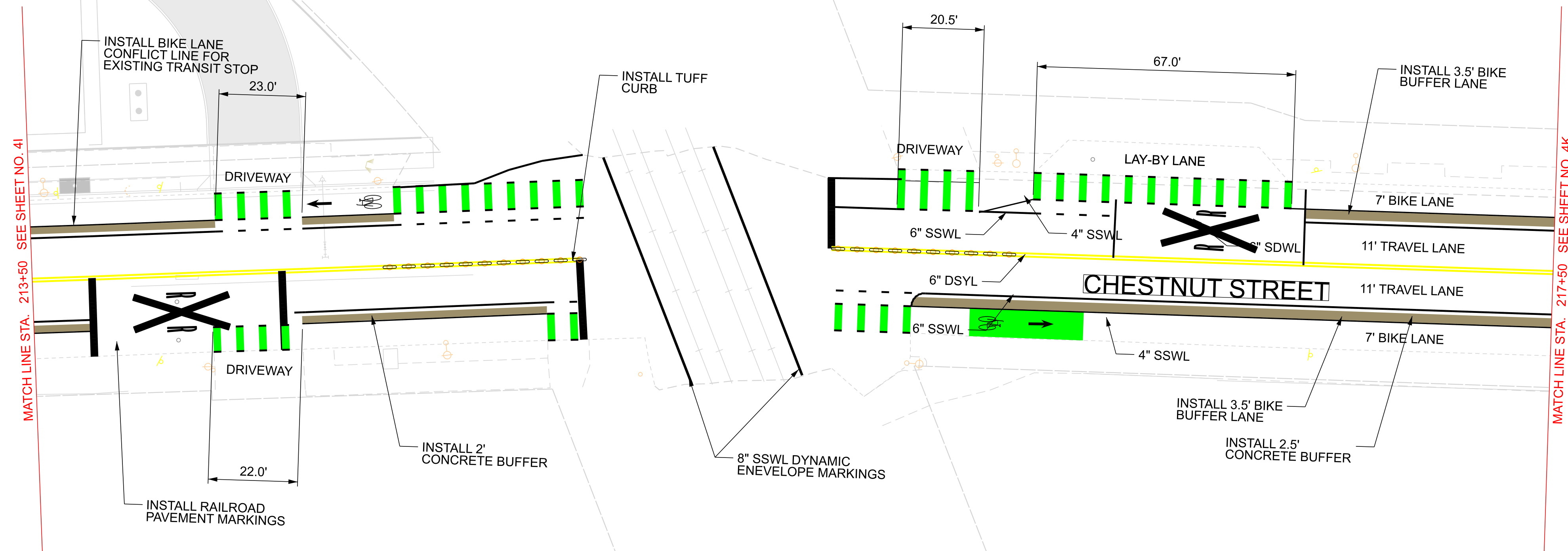
**SIGNAGE AND  
STRIPING PLANS**

STA. 213+50 TO STA. 217+50

**CHESTNUT STREET  
BIKEWAY DESIGN**

SCALE: 1" = 20'

SHEET 4J



LEGEND	
SSWL	= SINGLE SOLID WHITE LINE
SDWL	= SINGLE DASHED WHITE LINE
SDYL	= SINGLE DASHED YELLOW LINE
DDYL	= DOUBLE DASHED YELLOW LINE
	= BIKE LANE PAVEMENT



FILE NO.	892107772.24	
DATE:	03/06/2024	
DESIGNED BY:	BJT	
DRAWN BY:	SAB	
CHECKED BY:	JMC	
REVISION BLOCK		
DATE:		



**DRAFT  
NOT FOR  
CONSTRUCTION**

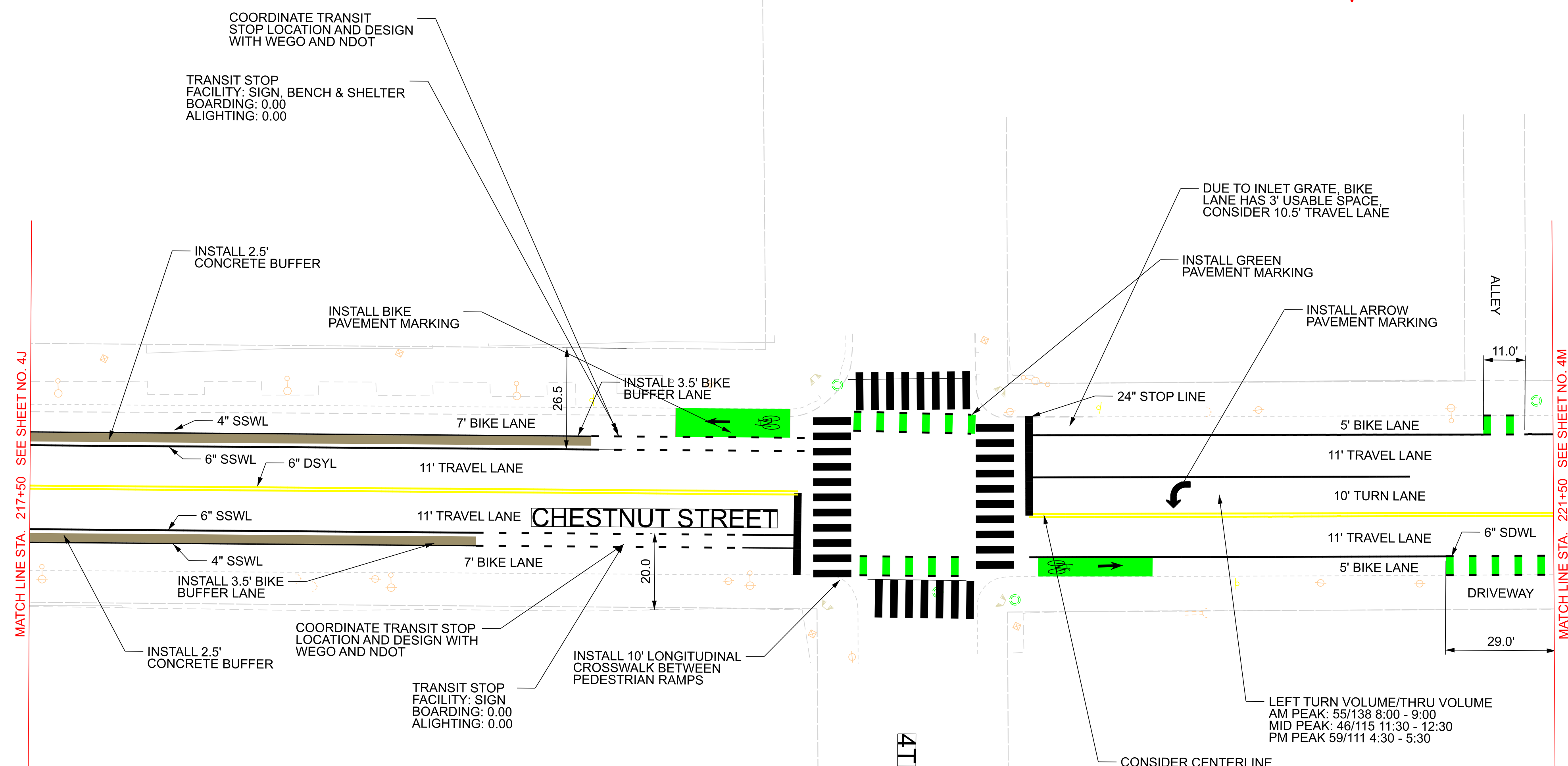
**SIGNAGE AND  
STRIPING PLANS**

STA. 217+50 TO STA. 221+50

**CHESTNUT STREET  
BIKEWAY DESIGN**

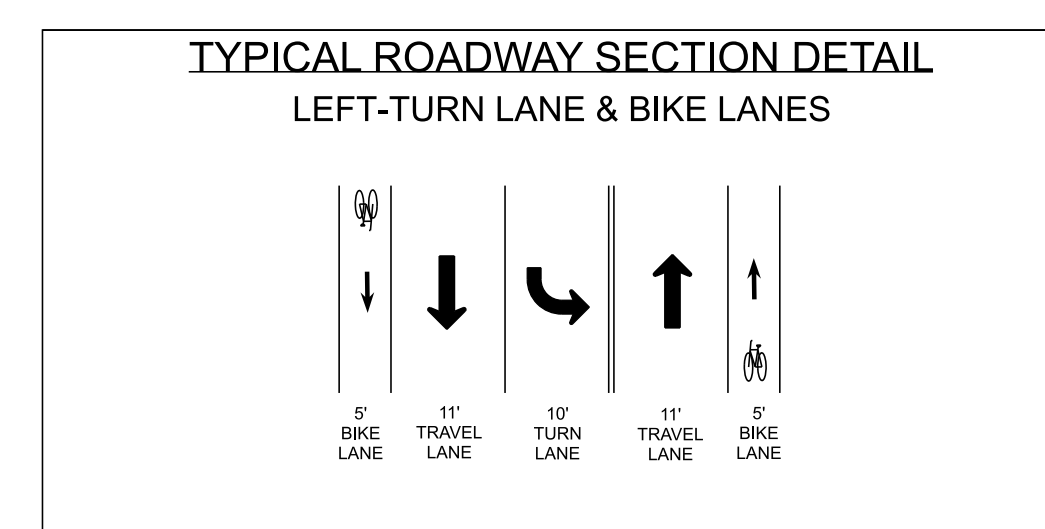
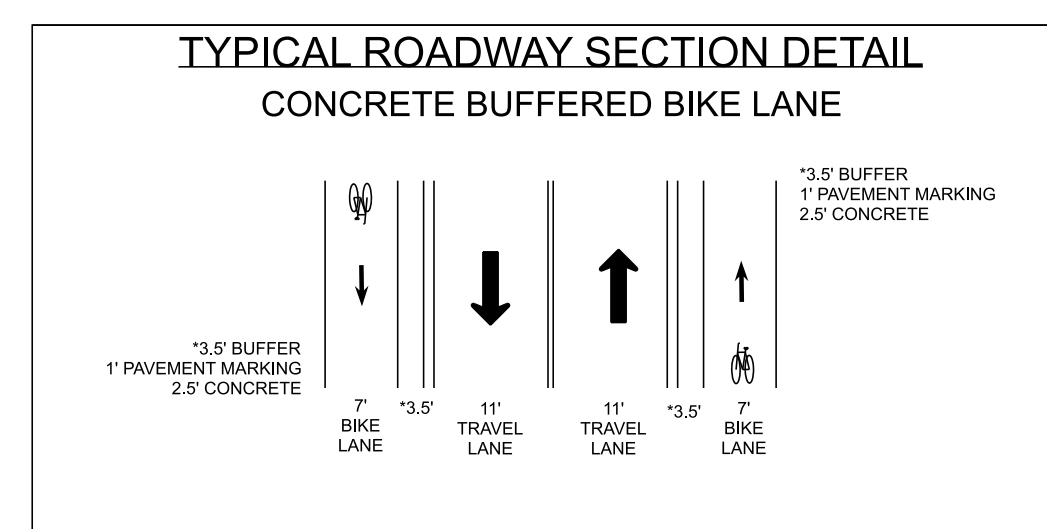
SCALE: 1" = 20'

SHEET 4K



MATCH LINE STA. 217+50 SEE SHEET NO. 4J

MATCH LINE STA. 221+50 SEE SHEET NO. 4M



**LEGEND**

SSWL	= SINGLE SOLID WHITE LINE
SDWL	= SINGLE DASHED WHITE LINE
SDYL	= SINGLE DASHED YELLOW LINE
DDYL	= DOUBLE DASHED YELLOW LINE
<span style="display: inline-block; width: 10px; height: 10px; background-color: green; border: 1px solid black;"></span>	= BIKE LANE PAVEMENT



3/6/2024 11:41:30 AM C:\DMS\KCI-PROJECTS\_02\SAMANTHA.BOWIE\KCI.COM\DMST5836\REVISED\BIBS\BIBS.DWG



FILE NO.	892107772.24	
DATE:	03/06/2024	
DESIGNED BY:	BJT	
DRAWN BY:	SAB	
CHECKED BY:	JMC	
REVISION BLOCK		
DATE:		



**DRAFT  
NOT FOR  
CONSTRUCTION**

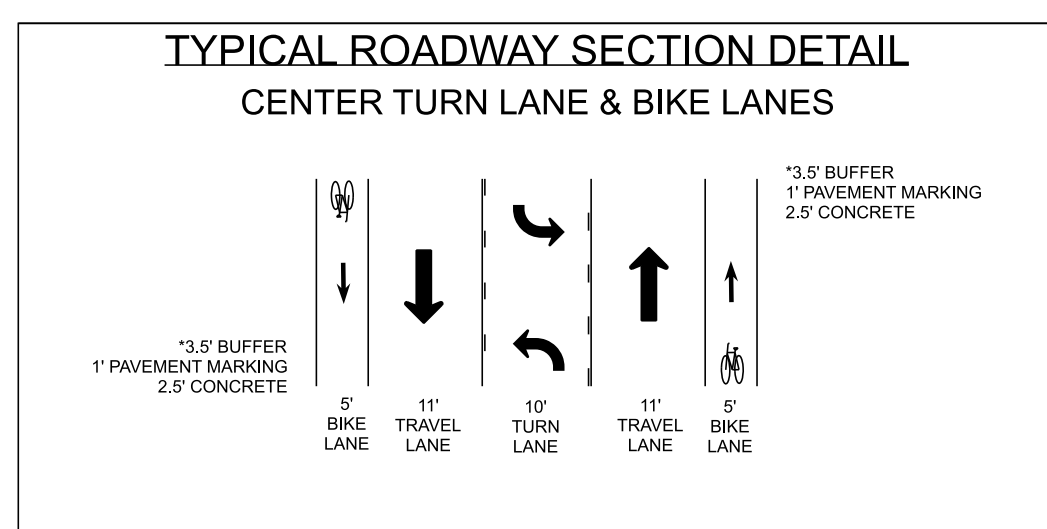
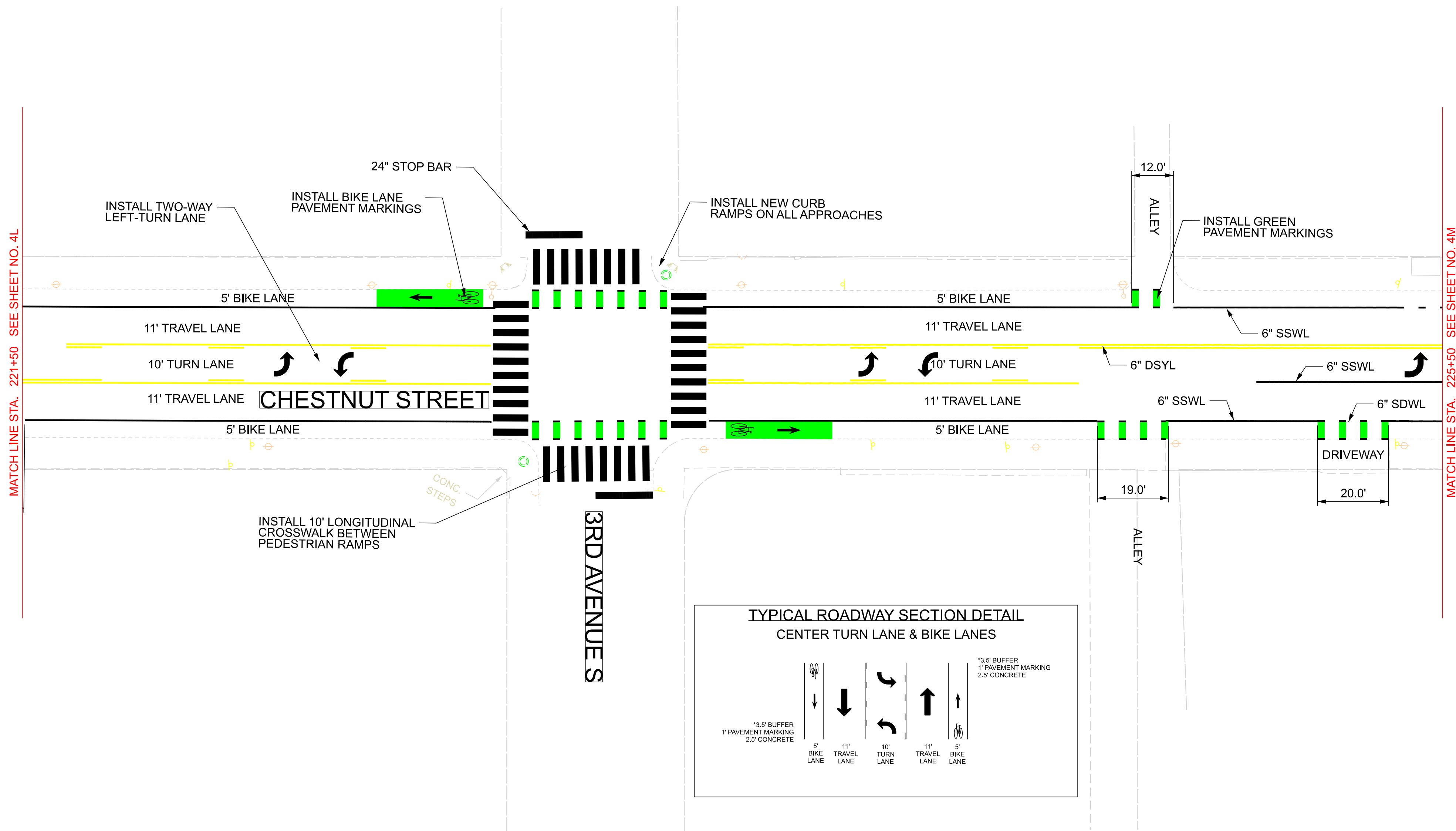
**SIGNAGE AND  
STRIPING PLANS**

STA. 221+50 TO STA. 225+50

**CHESTNUT STREET  
BIKEWAY DESIGN**

SCALE: 1" = 20'

SHEET 4L



**LEGEND**

SSWL	= SINGLE SOLID WHITE LINE
SDWL	= SINGLE DASHED WHITE LINE
SDYL	= SINGLE DASHED YELLOW LINE
DDYL	= DOUBLE DASHED YELLOW LINE
<span style="background-color: #00FF00; border: 1px solid black; display: inline-block; width: 10px; height: 10px;"></span>	= BIKE LANE PAVEMENT



3/6/2024 11:41:54 AM  
 C:\DMS\KCI-PROJECTS\_02\SAMANTHA\_BOWIE\KCI\COM\DM\ST5836\REV\03\06\24\BIBI\BIBI.DWG

FILE NO.	892107772.24	
DATE:	03/06/2024	
DESIGNED BY:	BJT	
DRAWN BY:	SAB	
CHECKED BY:	JMC	
REVISION BLOCK		
DATE:		



**DRAFT  
NOT FOR  
CONSTRUCTION**

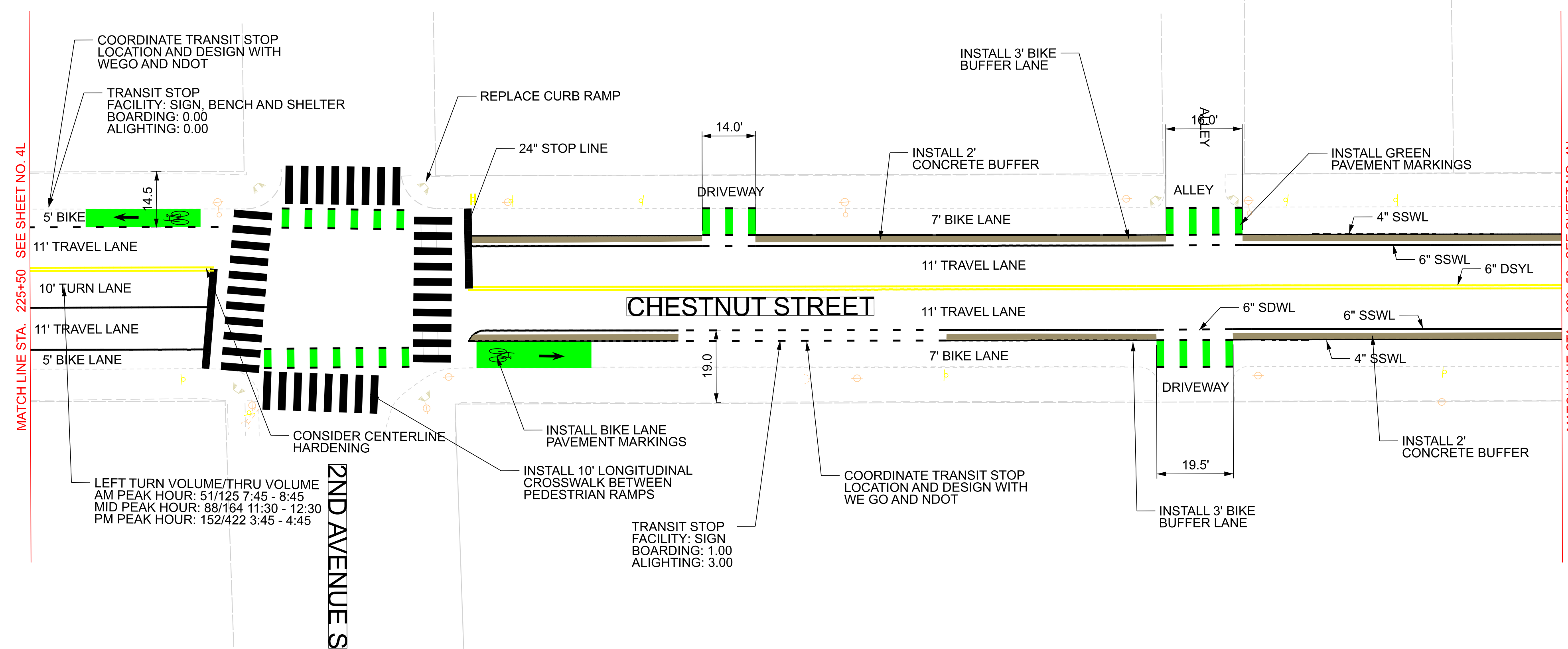

**SIGNAGE AND  
STRIPING PLANS**

STA. 225+50 TO STA. 229+50

**CHESTNUT STREET  
BIKEWAY DESIGN**

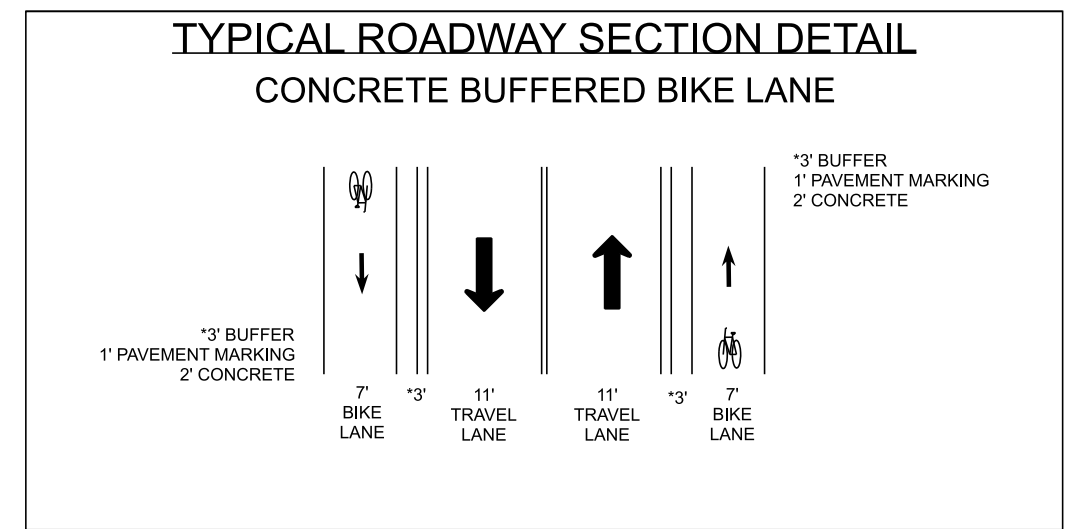
SCALE: 1" = 20'

SHEET 4M



MATCH LINE STA. 225+50 SEE SHEET NO. 4L

MATCH LINE STA. 229+50 SEE SHEET NO. 4N



**LEGEND**

SSWL	= SINGLE SOLID WHITE LINE
SDWL	= SINGLE DASHED WHITE LINE
SDYL	= SINGLE DASHED YELLOW LINE
DDYL	= DOUBLE DASHED YELLOW LINE
<span style="background-color: green; border: 1px solid black; display: inline-block; width: 10px; height: 10px;"></span>	= BIKE LANE PAVEMENT



3/6/2024 11:42:16 AM C:\DMS\KCI-PROJECTS\_02\SAMANTHA.BOWIE\KCI\COM\DM\ST5836\REV\06\STRIPING\BKE DESIGN

**LEFT TURN VOLUME/THRU VOLUME**  
 AM PEAK HOUR: 51/125 7:45 - 8:45  
 MID PEAK HOUR: 88/164 11:30 - 12:30  
 PM PEAK HOUR: 152/422 3:45 - 4:45

**COORDINATE TRANSIT STOP LOCATION AND DESIGN WITH WEGO AND NDOT**  
**TRANSIT STOP FACILITY: SIGN, BENCH AND SHELTER**  
 BOARDING: 0.00  
 ALIGHTING: 0.00

REPLACE CURB RAMP

INSTALL BIKE LANE PAVEMENT MARKINGS  
 INSTALL 10' LONGITUDINAL CROSSWALK BETWEEN PEDESTRIAN RAMPS

TRANSIT STOP FACILITY: SIGN  
 BOARDING: 1.00  
 ALIGHTING: 3.00

INSTALL 3' BIKE BUFFER LANE

INSTALL 2' CONCRETE BUFFER

INSTALL GREEN PAVEMENT MARKINGS

4" SSWL  
 6" SSWL  
 6" DSYL

INSTALL 3' BIKE BUFFER LANE

INSTALL 2' CONCRETE BUFFER

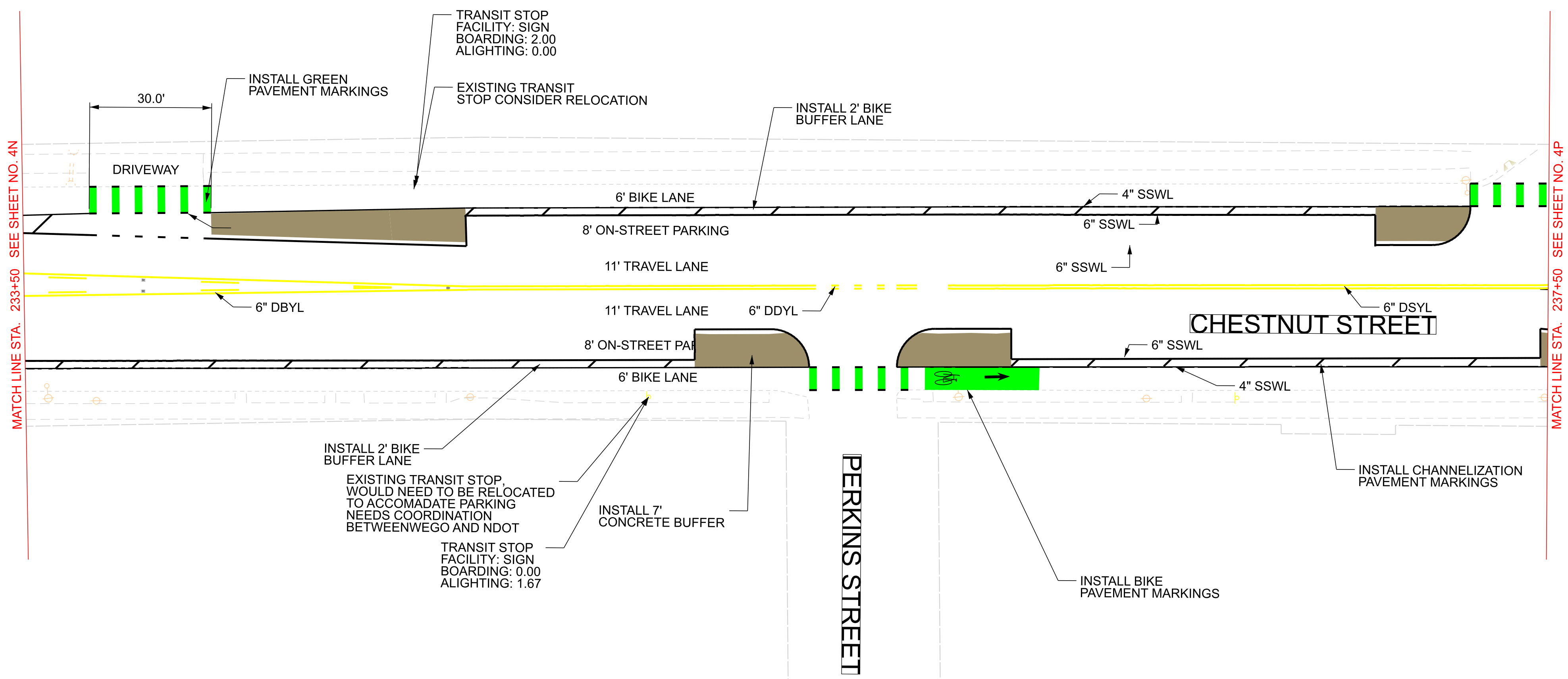

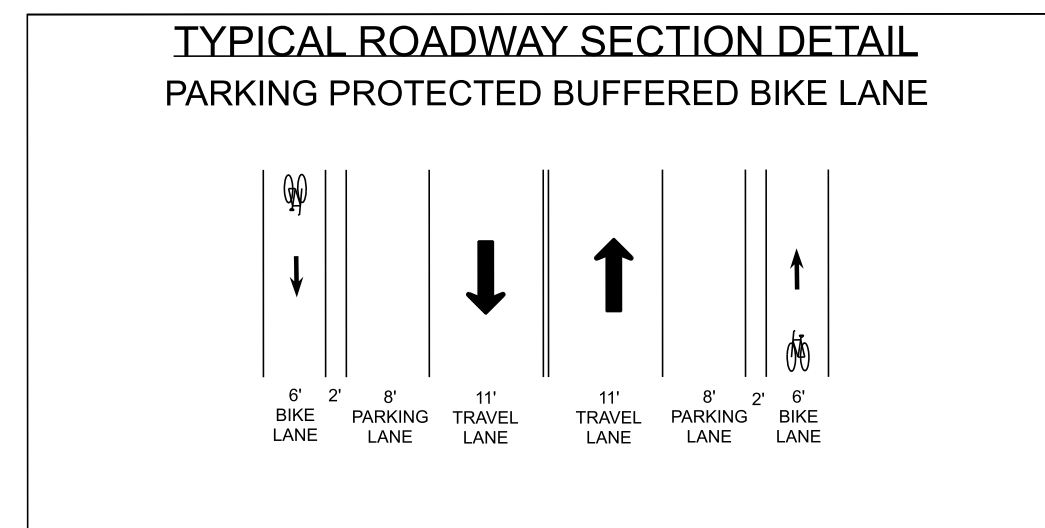
**2ND AVENUE S**

**CHESTNUT STREET**





FILE NO.	892107772.24
DATE:	03/06/2024
DESIGNED BY:	BJT
DRAWN BY:	SAB
CHECKED BY:	JMC
REVISION BLOCK	
DATE:	



MATCH LINE STA. 233+50 SEE SHEET NO. 4N

MATCH LINE STA. 237+50 SEE SHEET NO. 4P



**DRAFT  
NOT FOR  
CONSTRUCTION**

LEGEND	
SSWL	= SINGLE SOLID WHITE LINE
SDWL	= SINGLE DASHED WHITE LINE
SDYL	= SINGLE DASHED YELLOW LINE
DDYL	= DOUBLE DASHED YELLOW LINE
<span style="background-color: green; border: 1px solid black; display: inline-block; width: 10px; height: 10px;"></span>	= BIKE LANE PAVEMENT




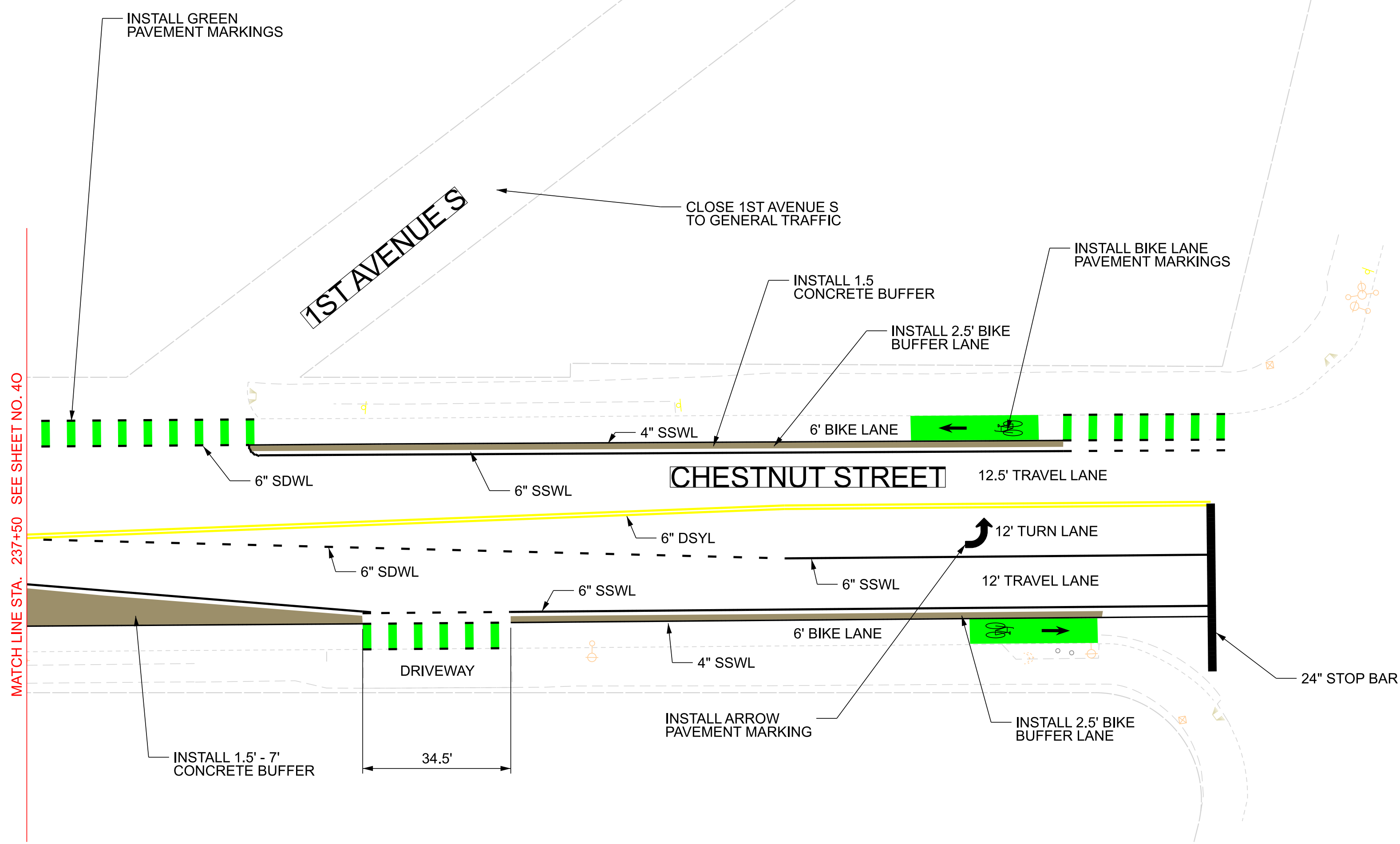
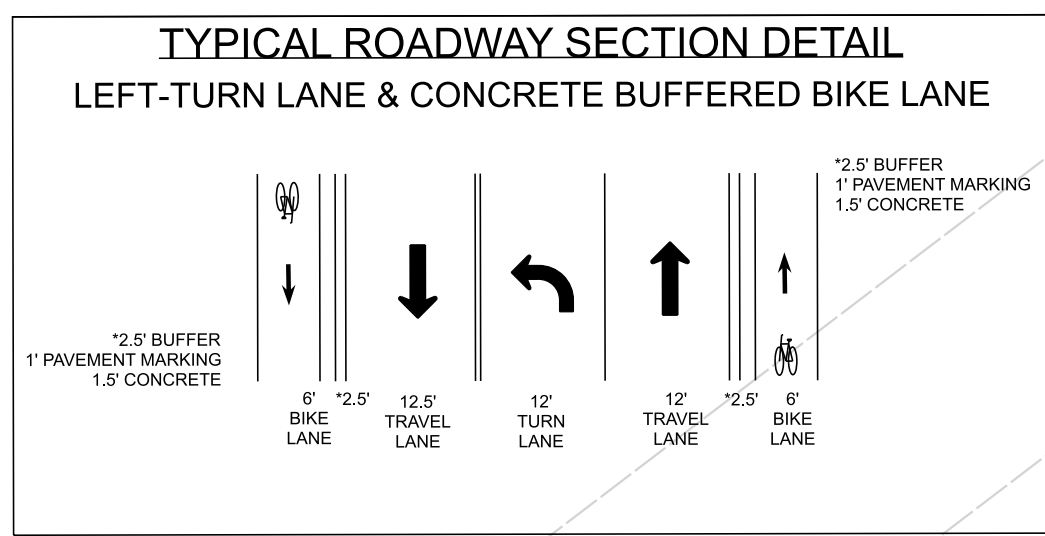
**SIGNAGE AND  
STRIPING PLANS**

STA. 223+50 TO STA. 237+50

**CHESTNUT STREET  
BIKEWAY DESIGN**

SCALE: 1" = 20'

FILE NO.	892107772.24
DATE:	03/06/2024
DESIGNED BY:	BJT
DRAWN BY:	SAB
CHECKED BY:	JMC
REVISION BLOCK	
DATE:	



**DRAFT  
NOT FOR  
CONSTRUCTION**

**LEGEND**

SSWL = SINGLE SOLID WHITE LINE  
SDWL = SINGLE DASHED WHITE LINE  
SDYL = SINGLE DASHED YELLOW LINE  
DDYL = DOUBLE DASHED YELLOW LINE  
 = BIKE LANE PAVEMENT

**SIGNAGE AND  
STRIPING PLANS**  
STA. 237+50 TO STA. 241+50

**CHESTNUT STREET  
BIKEWAY DESIGN**

SCALE: 1" = 20'

SHEET 4P

3/6/2024 11:43:39 AM  
C:\IDMS\KCI-PROJECTS\_02\SAMANTHA.BOWIE@KCI.COM\DMST5836\REV04\060423\BOWIE.DWG