

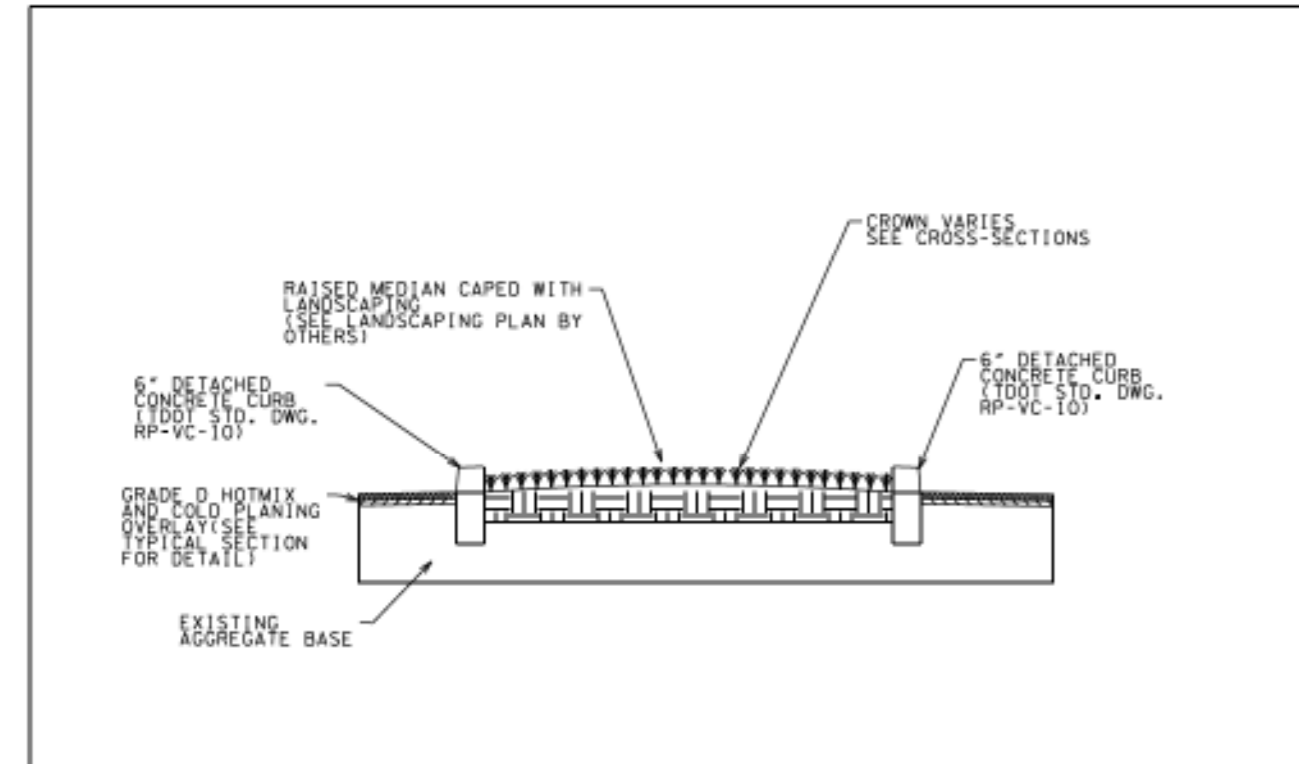
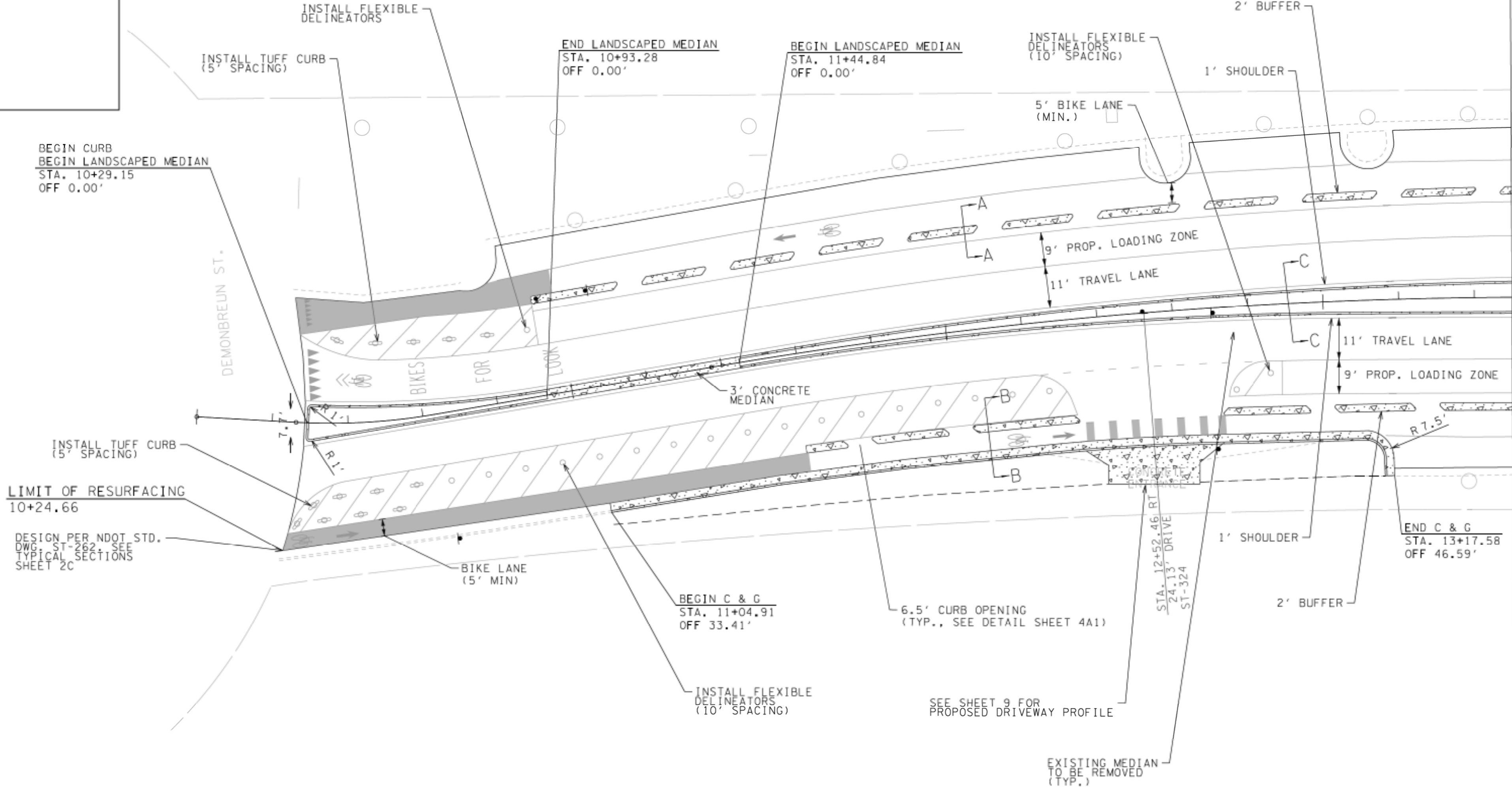
**SECTION A-A
PROPOSED 2'
BIKEWAY BUFFER**

10+00

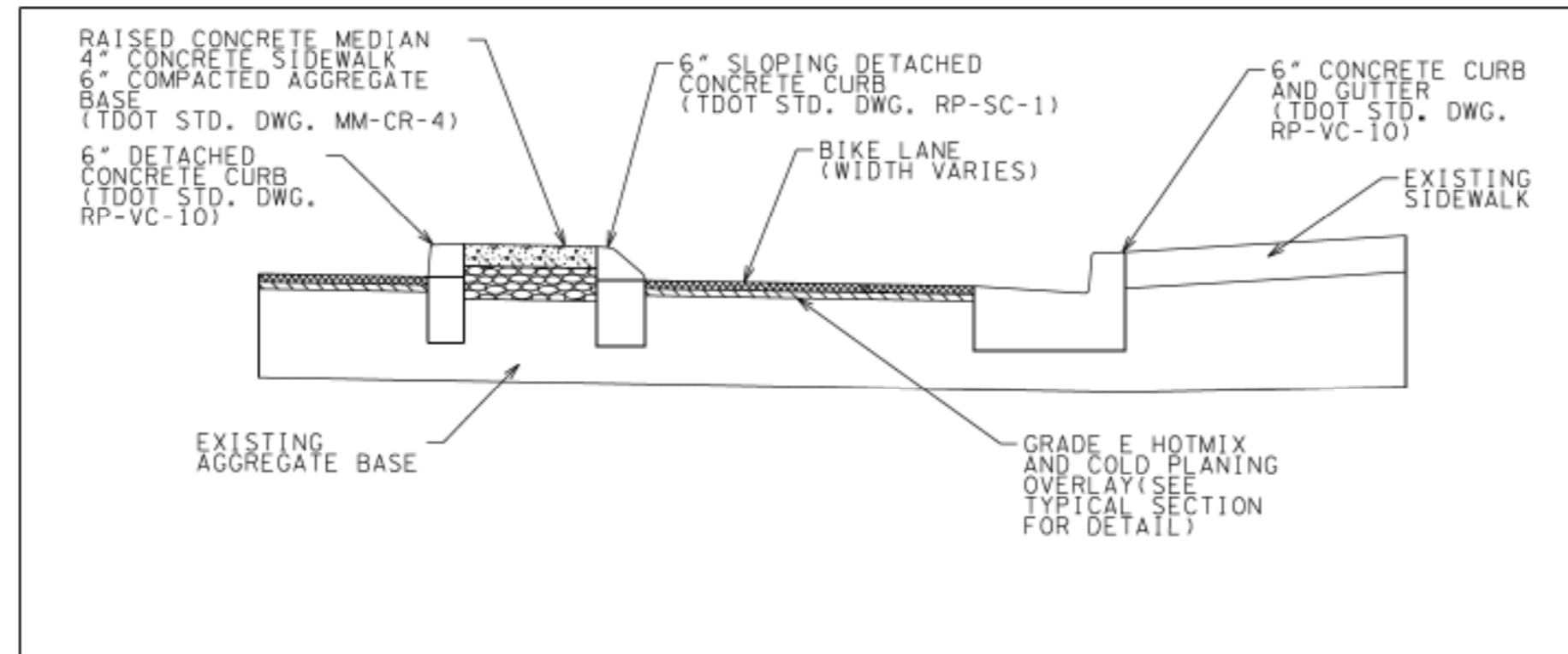
11+00

12+00

13+00



**SECTION C-C
PROPOSED RAISED MEDIAN
WIDTH VARIES**



**SECTION B-B
PROPOSED BIKEWAY**

NOTES:

1. ALL EXISTING ASPHALT TO BE RESURFACED FROM EXISTING CURB TO CURB ON EACH SIDE OF THE PROPOSED MEDIAN. PROPOSED HORIZONTAL GRADE ALONG THE BIKE PATH NOT TO EXCEED 2%.
2. SEE SHEETS 5A-5C FOR PROPOSED STRIPING.
3. RIGHT-OF-WAY TAKES NOT ANTICIPATED AS PART OF THIS PROJECT.
4. LANDSCAPED MEDIAN DESIGN TO BE COMPLETED BY OTHERS. PROPOSED DESIGN SHALL NOT OBSTRUCT SIGHT DISTANCE, AND SHALL NOT OBSTRUCT VIEWS OF PROPOSED PEDESTRIAN CROSSINGS.
5. SEE SHEETS 7A-7C FOR STORM DESIGN.
6. ALL CONSTRUCTION ACTIVITIES SHALL BE COMPLETED IN FULL COMPLIANCE WITH THE AMERICANS WITH DISABILITIES ACT (ADA) AND ARCHITECTURAL AND TRANSPORTATION BARRIERS COMPLIANCE BOARD, FEDERAL REGISTER 36 CFR PARTS 1190 AND 1191, ACCESSIBILITY GUIDELINES FOR BUILDINGS AND FACILITIES; ARCHITECTURAL BARRIERS ACT (ABA) ACCESSIBILITY GUIDELINES, PROPOSED RULE, PUBLISHED IN THE FEDERAL REGISTER ON JULY 23, 2004, AS HAS BEEN ADOPTED BY NDOT.
7. SEE SHEETS 4A1-4C1 FOR BIKEWAY BUFFER DESIGN DETAILS.

FILE NO.	892107772.15
DATE:	04/03/2024
DESIGNED BY:	JMC
DRAWN BY:	MAT
CHECKED BY:	RJT

REVISION BLOCK	
DATE:	



ALL CONSTRUCTION ACTIVITIES SHALL BE COMPLETED IN FULL COMPLIANCE WITH THE AMERICANS WITH DISABILITIES ACT (ADA) AND ARCHITECTURAL AND TRANSPORTATION BARRIERS COMPLIANCE BOARD, FEDERAL REGISTER 36 CFR PARTS 1190 AND 1191, ACCESSIBILITY GUIDELINES FOR BUILDINGS AND FACILITIES; ARCHITECTURAL BARRIERS ACT (ABA) ACCESSIBILITY GUIDELINES, PROPOSED RULE, PUBLISHED IN THE FEDERAL REGISTER ON JULY 23, 2004, AS HAS BEEN ADOPTED BY METRO.

NDOT

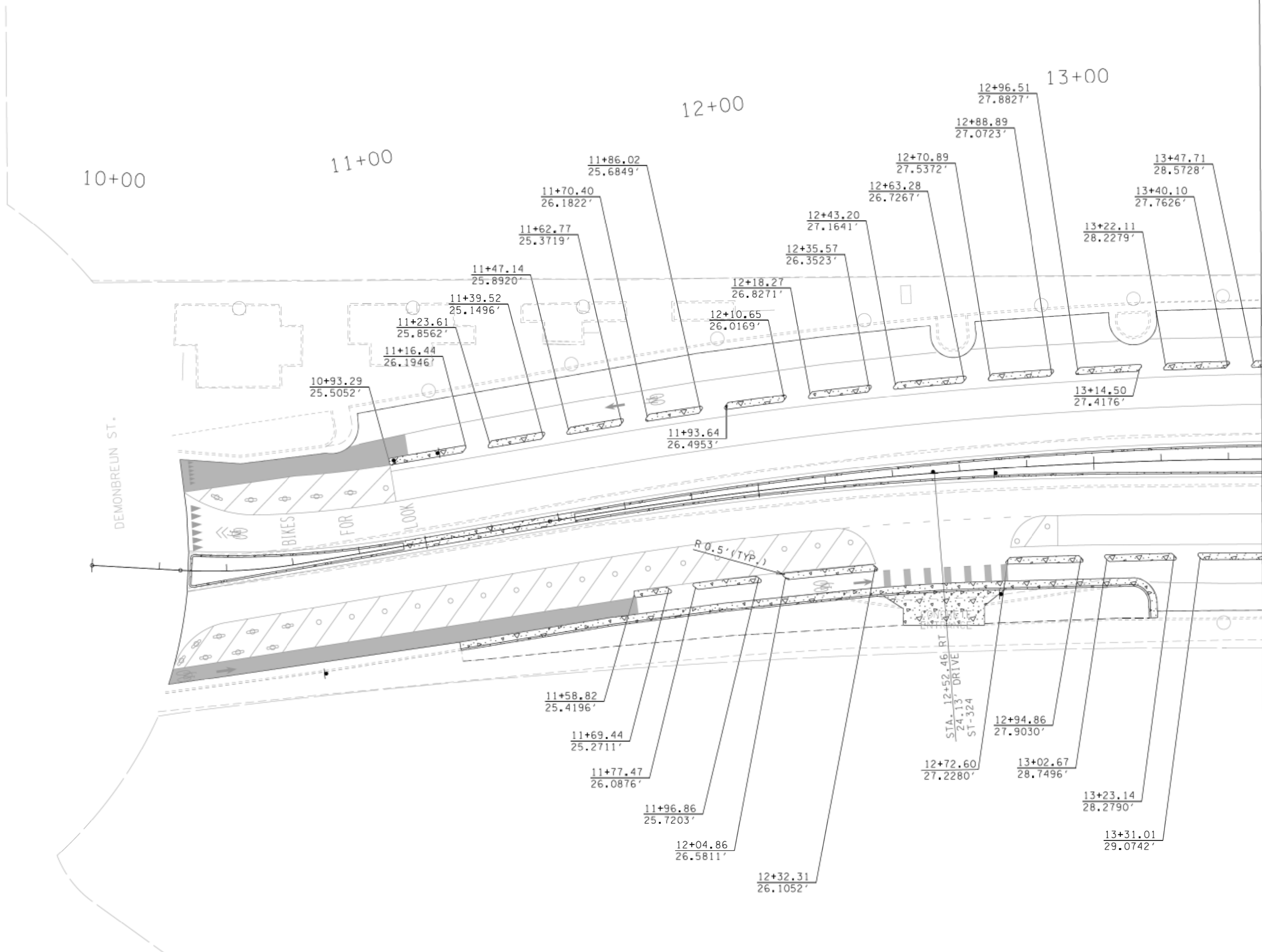
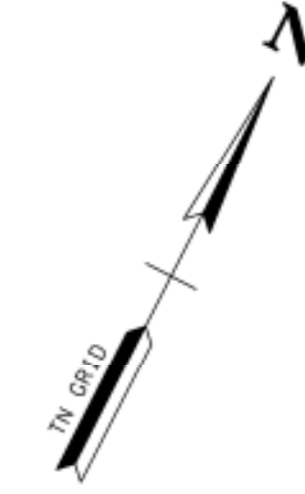
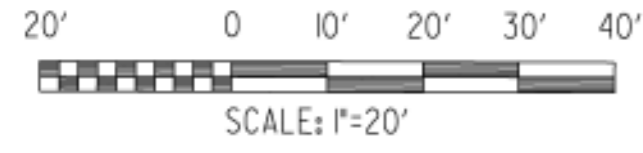
PROPOSED LAYOUT

STA. 10+00 TO 13+50

DEMONBREUN STREET BIKEWAY DESIGN

SCALE: 1" = 20'

SHEET 4A



NOTES:

1. ALL EXISTING ASPHALT TO BE RESURFACED FROM EXISTING CURB TO CURB ON EACH SIDE OF THE PROPOSED MEDIAN. PROPOSED HORIZONTAL GRADE ALONG THE BIKE PATH NOT TO EXCEED 2%.
2. SEE SHEETS 5A-5C FOR PROPOSED STRIPING.
3. RIGHT-OF-WAY TAKES NOT ANTICIPATED AS PART OF THIS PROJECT.
4. LANDSCAPED MEDIAN DESIGN TO BE COMPLETED BY OTHERS. PROPOSED DESIGN SHALL NOT OBSTRUCT SIGHT DISTANCE, AND SHALL NOT OBSTRUCT VIEWS OF PROPOSED PEDESTRIAN CROSSINGS.
5. SEE SHEETS 7A-7C FOR STORM DESIGN.
6. ALL CONSTRUCTION ACTIVITIES SHALL BE COMPLETED IN FULL COMPLIANCE WITH THE AMERICANS WITH DISABILITIES ACT (ADA) AND ARCHITECTURAL AND TRANSPORTATION BARRIERS COMPLIANCE BOARD, FEDERAL REGISTER 36 CFR PARTS 1190 AND 1191, ACCESSIBILITY GUIDELINES FOR BUILDINGS AND FACILITIES; ARCHITECTURAL BARRIERS ACT (ABA) ACCESSIBILITY GUIDELINES, PROPOSED RULE, PUBLISHED IN THE FEDERAL REGISTER ON JULY 23, 2004, AS HAS BEEN ADOPTED BY NDOT.

FILE NO.	892107772.15
DATE:	04/03/2024
DESIGNED BY:	JMC
DRAWN BY:	MAT
CHECKED BY:	RJT

REVISION BLOCK	
DATE:	



ALL CONSTRUCTION ACTIVITIES SHALL BE COMPLETED IN FULL COMPLIANCE WITH THE AMERICANS WITH DISABILITIES ACT (ADA) AND ARCHITECTURAL AND TRANSPORTATION BARRIERS COMPLIANCE BOARD, FEDERAL REGISTER 36 CFR PARTS 1190 AND 1191, ACCESSIBILITY GUIDELINES FOR BUILDINGS AND FACILITIES, ARCHITECTURAL BARRIERS ACT (ABA) ACCESSIBILITY GUIDELINES, PROPOSED RULE, PUBLISHED IN THE FEDERAL REGISTER ON JULY 23, 2004, AS HAS BEEN ADOPTED BY METRO.

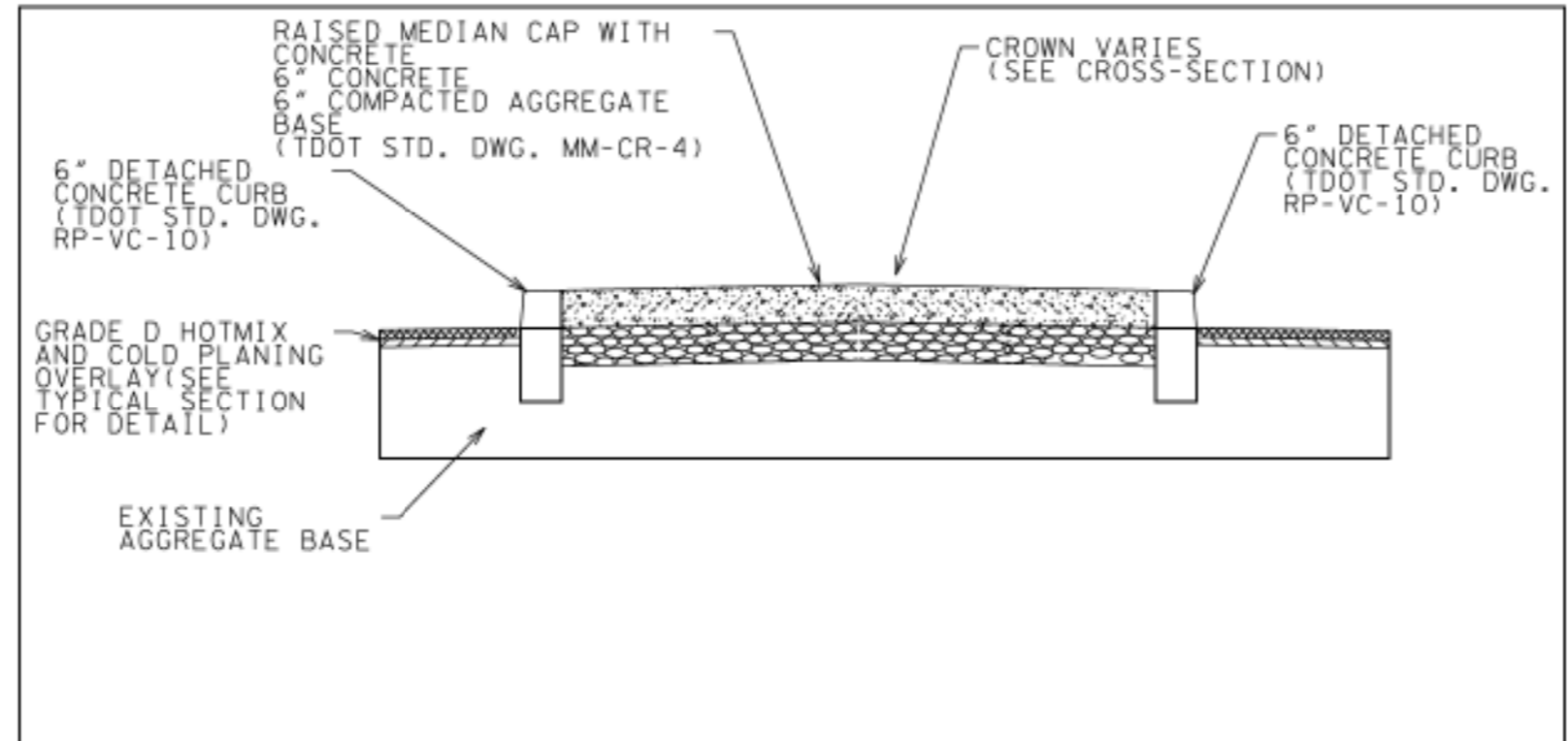
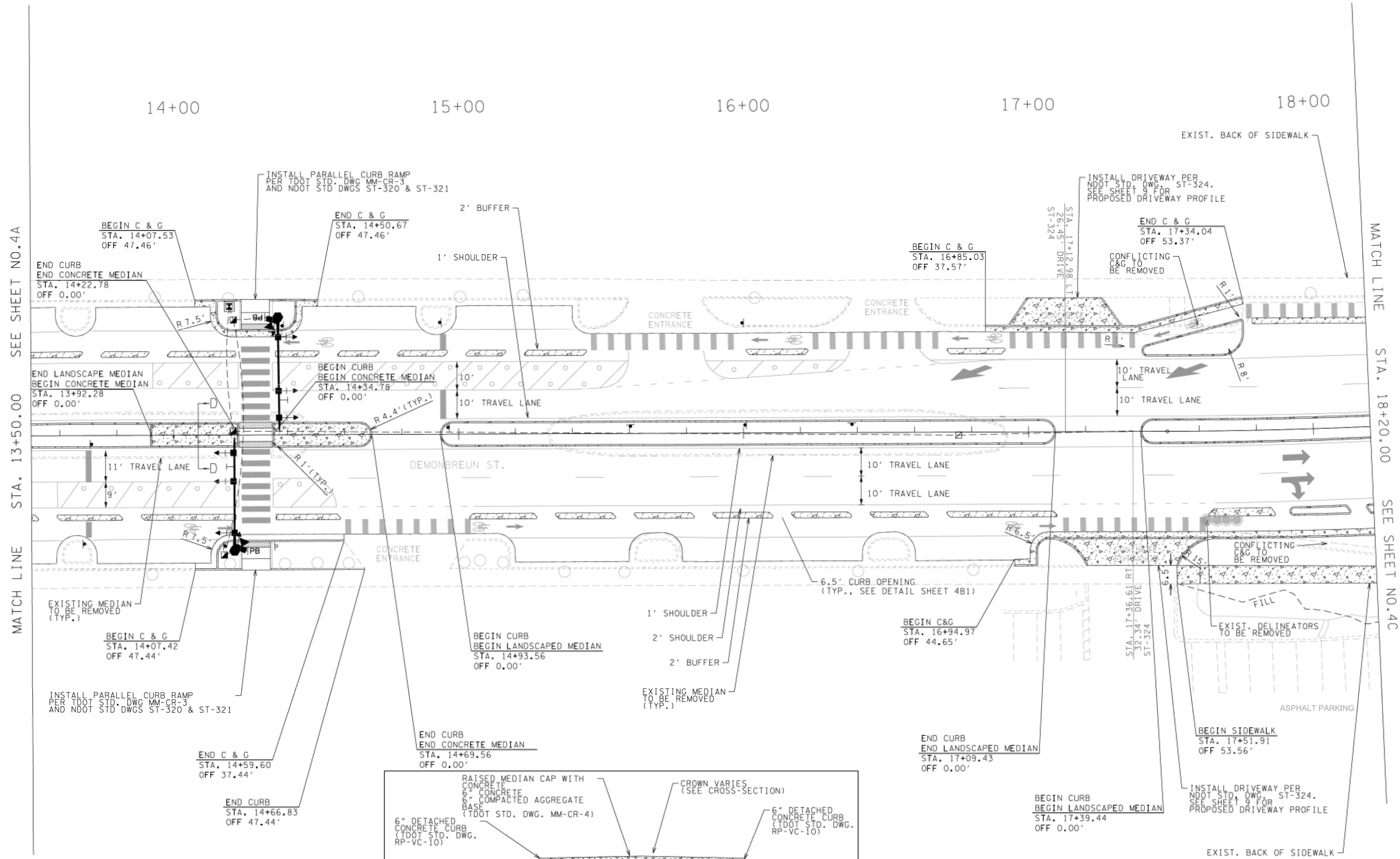
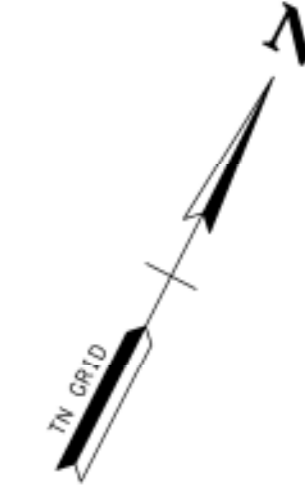
NDOT

PROPOSED LAYOUT BUFFER DETAIL
STA. 10+00 TO 13+50

DEMONBREUN STREET BIKEWAY DESIGN

SCALE: 1" = 20'

SHEET 4A1



**SECTION D-D
PROPOSED CONCRETE
MEDIAN WIDTH VARIES**

- NOTES:**
1. ALL EXISTING ASPHALT TO BE RESURFACED FROM EXISTING CURB TO CURB ON EACH SIDE OF THE PROPOSED MEDIAN. PROPOSED HORIZONTAL GRADE ALONG THE BIKE PATH NOT TO EXCEED 2%.
 2. SEE SHEETS 5A-5C FOR PROPOSED STRIPING.
 3. RIGHT-OF-WAY TAKES NOT ANTICIPATED AS PART OF THIS PROJECT.
 4. LANDSCAPED MEDIAN DESIGN TO BE COMPLETED BY OTHERS. PROPOSED DESIGN SHALL NOT OBSTRUCT SIGHT DISTANCE, AND SHALL NOT OBSTRUCT VIEWS OF PROPOSED PEDESTRIAN CROSSINGS.
 5. RAISED MEDIAN WITH A WIDTH OF LESS THAN 4 FEET OR IN 30-FOOT RANGE FROM PEDESTRIAN CROSSING SHALL BE CAPED WITH CONCRETE.
 6. ALL CONSTRUCTION ACTIVITIES SHALL BE COMPLETED IN FULL COMPLIANCE WITH THE AMERICANS WITH DISABILITIES ACT (ADA) AND ARCHITECTURAL AND TRANSPORTATION BARRIERS COMPLIANCE BOARD, FEDERAL REGISTER 36 CFR PARTS 1190 AND 1191, ACCESSIBILITY GUIDELINES FOR BUILDINGS AND FACILITIES; ARCHITECTURAL BARRIERS ACT (ABA) ACCESSIBILITY GUIDELINES; PROPOSED RULE, PUBLISHED IN THE FEDERAL REGISTER ON JULY 23, 2004, AS HAS BEEN ADOPTED BY NDOT.
 7. SEE SHEETS SIG-1 & SIG-2 FOR PROPOSED SIGNAL PLANS.
 8. SEE SHEETS 4A1-4C1 FOR BIKEWAY BUFFER DESIGN DETAILS.

FILE NO.	892107772.15
DATE:	04/03/2024
DESIGNED BY:	JMC
DRAWN BY:	MAT
CHECKED BY:	RJT

REVISION BLOCK	
DATE:	



ALL CONSTRUCTION ACTIVITIES SHALL BE COMPLETED IN FULL COMPLIANCE WITH THE AMERICANS WITH DISABILITIES ACT (ADA) AND ARCHITECTURAL AND TRANSPORTATION BARRIERS COMPLIANCE BOARD, FEDERAL REGISTER 36 CFR PARTS 1190 AND 1191, ACCESSIBILITY GUIDELINES FOR BUILDINGS AND FACILITIES; ARCHITECTURAL BARRIERS ACT (ABA) ACCESSIBILITY GUIDELINES; PROPOSED RULE, PUBLISHED IN THE FEDERAL REGISTER ON JULY 23, 2004, AS HAS BEEN ADOPTED BY METRO.

NDOT

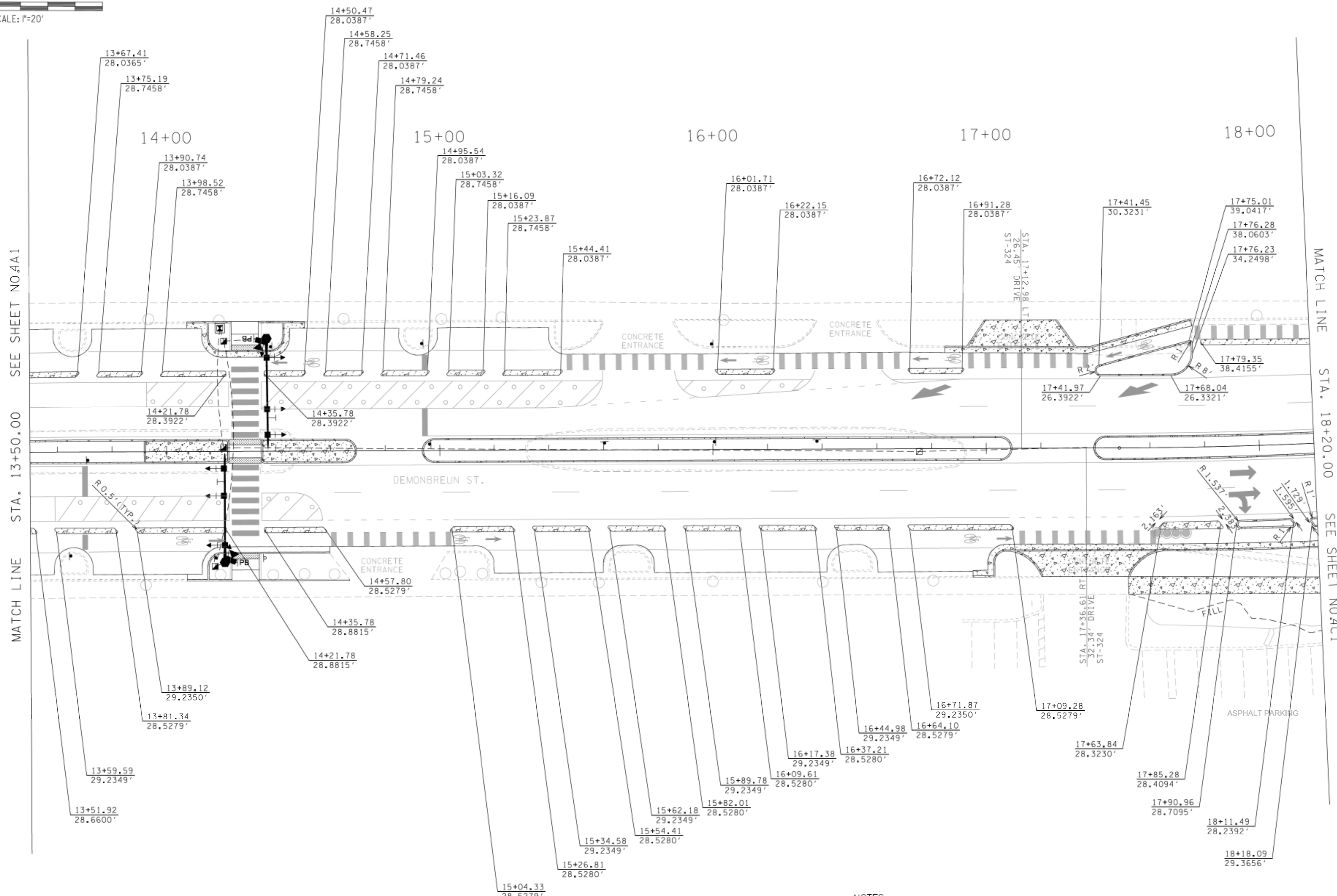
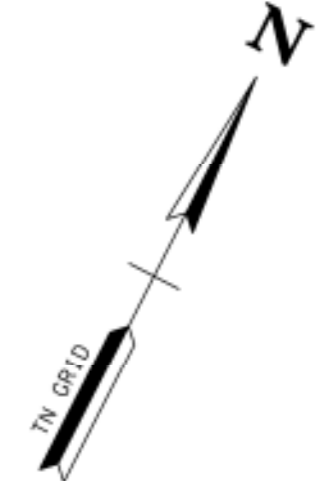
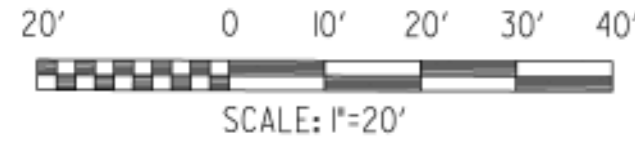
PROPOSED LAYOUT

STA. 13+50 TO 18+20

DEMONBREUN STREET BIKEWAY DESIGN

SCALE: 1" = 20'

SHEET 4B



- NOTES:
1. ALL EXISTING ASPHALT TO BE RESURFACED FROM EXISTING CURB TO CURB ON EACH SIDE OF THE PROPOSED MEDIAN. PROPOSED HORIZONTAL GRADE ALONG THE BIKE PATH NOT TO EXCEED 2%.
 2. SEE SHEETS 5A-5C FOR PROPOSED STRIPING.
 3. RIGHT-OF-WAY TAKES NOT ANTICIPATED AS PART OF THIS PROJECT.
 4. LANDSCAPED MEDIAN DESIGN TO BE COMPLETED BY OTHERS. PROPOSED DESIGN SHALL NOT OBSTRUCT SIGHT DISTANCE, AND SHALL NOT OBSTRUCT VIEWS OF PROPOSED PEDESTRIAN CROSSINGS.
 5. SEE SHEETS 7A-7C FOR STORM DESIGN.
 6. ALL CONSTRUCTION ACTIVITIES SHALL BE COMPLETED IN FULL COMPLIANCE WITH THE AMERICANS WITH DISABILITIES ACT (ADA) AND ARCHITECTURAL AND TRANSPORTATION BARRIERS COMPLIANCE BOARD, FEDERAL REGISTER 36 CFR PARTS 1190 AND 1191, ACCESSIBILITY GUIDELINES FOR BUILDINGS AND FACILITIES; ARCHITECTURAL BARRIERS ACT (ABA) ACCESSIBILITY GUIDELINES; PROPOSED RULE, PUBLISHED IN THE FEDERAL REGISTER ON JULY 23, 2004, AS HAS BEEN ADOPTED BY NDOT.
 7. SEE SHEETS SIG-1 & SIG-2 FOR PROPOSED SIGNAL PLANS.

FILE NO.	892107772.15
DATE:	04/03/2024
DESIGNED BY:	JMC
DRAWN BY:	MAT
CHECKED BY:	RJT

REVISION BLOCK	
DATE:	



ALL CONSTRUCTION ACTIVITIES SHALL BE COMPLETED IN FULL COMPLIANCE WITH THE AMERICANS WITH DISABILITIES ACT (ADA) AND ARCHITECTURAL AND TRANSPORTATION BARRIERS COMPLIANCE BOARD, FEDERAL REGISTER 36 CFR PARTS 1190 AND 1191, ACCESSIBILITY GUIDELINES FOR BUILDINGS AND FACILITIES; ARCHITECTURAL BARRIERS ACT (ABA) ACCESSIBILITY GUIDELINES; PROPOSED RULE, PUBLISHED IN THE FEDERAL REGISTER ON JULY 23, 2004, AS HAS BEEN ADOPTED BY METRO.

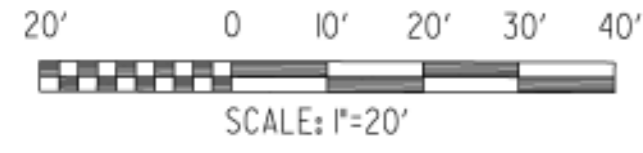
NDOT

PROPOSED LAYOUT BUFFER DETAIL
STA. 13+50 TO 18+20

DEMONBREUN STREET BIKEWAY DESIGN

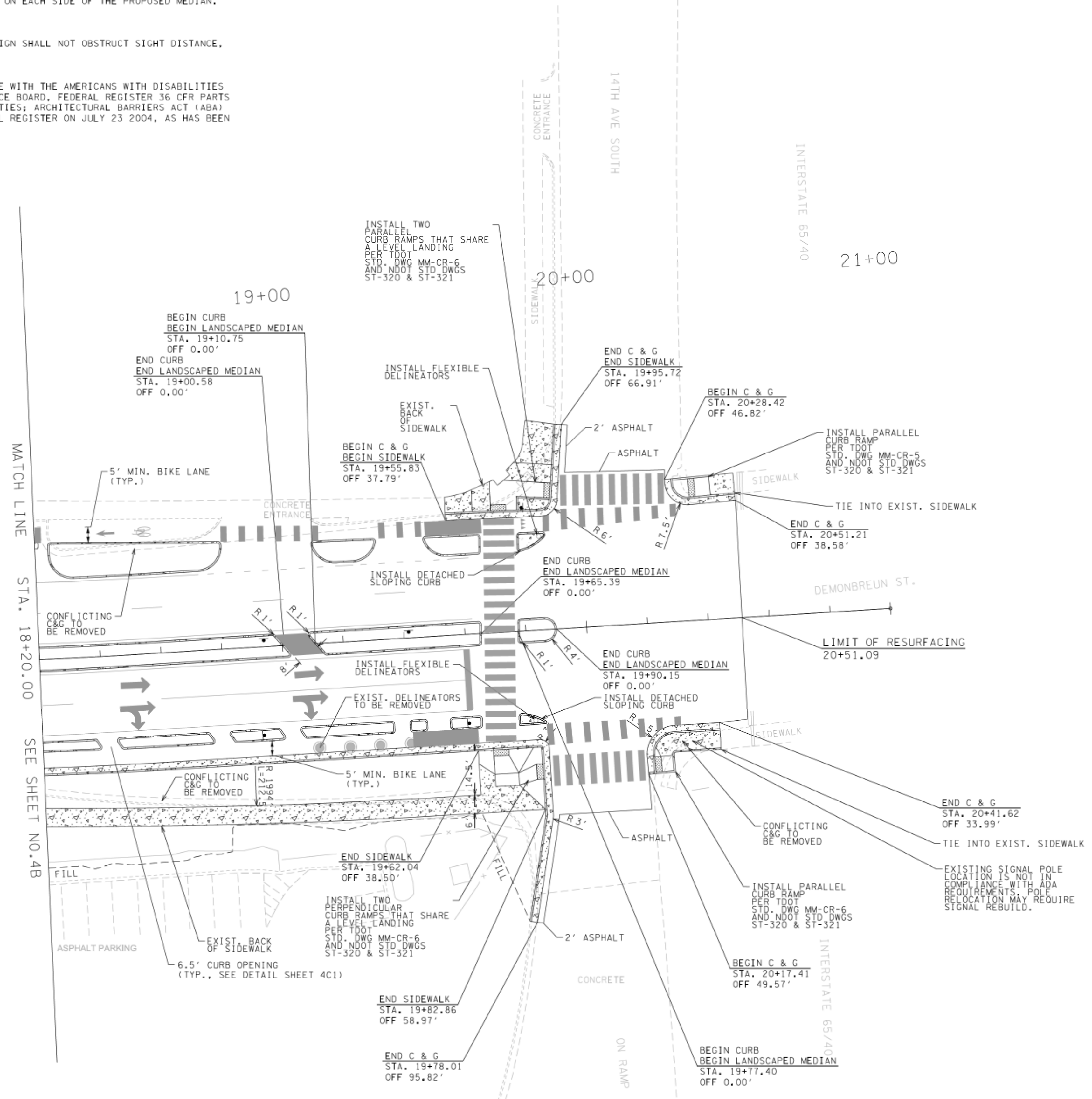
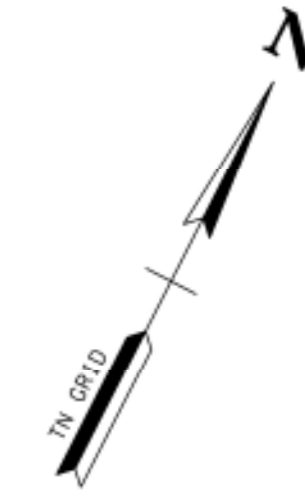
SCALE: 1" = 20'

SHEET 4B1



NOTES:

1. ALL EXISTING ASPHALT TO BE RESURFACED FROM EXISTING CURB TO CURB ON EACH SIDE OF THE PROPOSED MEDIAN. PROPOSED HORIZONTAL GRADE ALONG THE BIKE PATH NOT TO EXCEED 2%.
2. SEE SHEETS 5A-5C FOR PROPOSED STRIPING.
3. RIGHT-OF-WAY TAKES NOT ANTICIPATED AS PART OF THIS PROJECT.
4. LANDSCAPED MEDIAN DESIGN TO BE COMPLETED BY OTHERS. PROPOSED DESIGN SHALL NOT OBSTRUCT SIGHT DISTANCE, AND SHALL NOT OBSTRUCT VIEWS OF PROPOSED PEDESTRIAN CROSSINGS.
5. SEE SHEETS 7A-7C FOR STORM DESIGN.
6. ALL CONSTRUCTION ACTIVITIES SHALL BE COMPLETED IN FULL COMPLIANCE WITH THE AMERICANS WITH DISABILITIES ACT (ADA) AND ARCHITECTURAL AND TRANSPORTATION BARRIERS COMPLIANCE BOARD, FEDERAL REGISTER 36 CFR PARTS 1190 AND 1191, ACCESSIBILITY GUIDELINES FOR BUILDINGS AND FACILITIES; ARCHITECTURAL BARRIERS ACT (ABA) ACCESSIBILITY GUIDELINES; PROPOSED RULE, PUBLISHED IN THE FEDERAL REGISTER ON JULY 23 2004, AS HAS BEEN ADOPTED BY NDOT.
7. SEE SHEETS 4A1-4C1 FOR BIKEWAY BUFFER DESIGN DETAILS.



FILE NO.	892107772.15
DATE:	04/03/2024
DESIGNED BY:	JMC
DRAWN BY:	MAT
CHECKED BY:	RJT

REVISION BLOCK	
DATE:	



ALL CONSTRUCTION ACTIVITIES SHALL BE COMPLETED IN FULL COMPLIANCE WITH THE AMERICANS WITH DISABILITIES ACT (ADA) AND ARCHITECTURAL AND TRANSPORTATION BARRIERS COMPLIANCE BOARD, FEDERAL REGISTER 36 CFR PARTS 1190 AND 1191, ACCESSIBILITY GUIDELINES FOR BUILDINGS AND FACILITIES, ARCHITECTURAL BARRIERS ACT (ABA) ACCESSIBILITY GUIDELINES, PROPOSED RULE, PUBLISHED IN THE FEDERAL REGISTER ON JULY 23, 2004, AS HAS BEEN ADOPTED BY METRO.



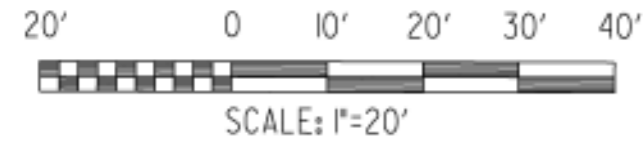
PROPOSED LAYOUT

STA. 18+20 TO 21+00

DEMONBREUN STREET BIKEWAY DESIGN

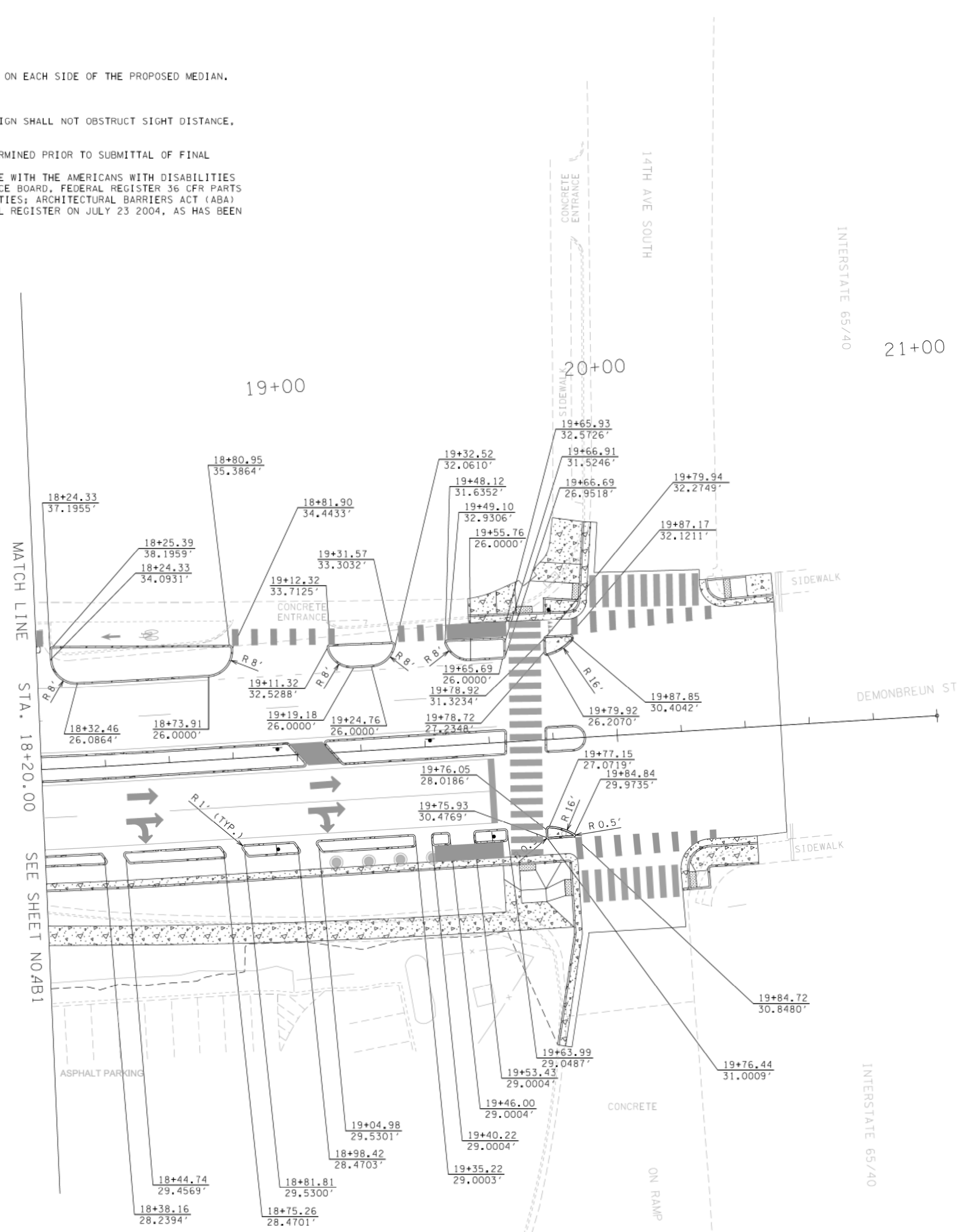
SCALE: 1" = 20'

SHEET 4C



NOTES:

1. ALL EXISTING ASPHALT TO BE RESURFACED FROM EXISTING CURB TO CURB ON EACH SIDE OF THE PROPOSED MEDIAN. PROPOSED HORIZONTAL GRADE ALONG THE BIKE PATH NOT TO EXCEED 2%.
2. SEE SHEETS 5A-5C FOR PROPOSED STRIPING.
3. RIGHT-OF-WAY TAKES NOT ANTICIPATED AS PART OF THIS PROJECT.
4. LANDSCAPED MEDIAN DESIGN TO BE COMPLETED BY OTHERS. PROPOSED DESIGN SHALL NOT OBSTRUCT SIGHT DISTANCE, AND SHALL NOT OBSTRUCT VIEWS OF PROPOSED PEDESTRIAN CROSSINGS.
5. SEE SHEETS 7A-7C FOR STORM DESIGN.
6. FINAL SPACING OF 2' CURB OPENINGS FOR CONCRETE BUFFER TO BE DETERMINED PRIOR TO SUBMITTAL OF FINAL CONSTRUCTION PLANS.
7. ALL CONSTRUCTION ACTIVITIES SHALL BE COMPLETED IN FULL COMPLIANCE WITH THE AMERICANS WITH DISABILITIES ACT (ADA) AND ARCHITECTURAL AND TRANSPORTATION BARRIERS COMPLIANCE BOARD, FEDERAL REGISTER 36 CFR PARTS 1190 AND 1191, ACCESSIBILITY GUIDELINES FOR BUILDINGS AND FACILITIES; ARCHITECTURAL BARRIERS ACT (ABA) ACCESSIBILITY GUIDELINES; PROPOSED RULE, PUBLISHED IN THE FEDERAL REGISTER ON JULY 23 2004, AS HAS BEEN ADOPTED BY NDOT.



FILE NO.	89210772.15
DATE:	04/03/2024
DESIGNED BY:	JMC
DRAWN BY:	MAT
CHECKED BY:	RJT

REVISION BLOCK	
DATE:	



ALL CONSTRUCTION ACTIVITIES SHALL BE COMPLETED IN FULL COMPLIANCE WITH THE AMERICANS WITH DISABILITIES ACT (ADA) AND ARCHITECTURAL AND TRANSPORTATION BARRIERS COMPLIANCE BOARD, FEDERAL REGISTER 36 CFR PARTS 1190 AND 1191, ACCESSIBILITY GUIDELINES FOR BUILDINGS AND FACILITIES, ARCHITECTURAL BARRIERS ACT (ABA) ACCESSIBILITY GUIDELINES. PROPOSED RULE, PUBLISHED IN THE FEDERAL REGISTER ON JULY 23, 2004, AS HAS BEEN ADOPTED BY METRO.

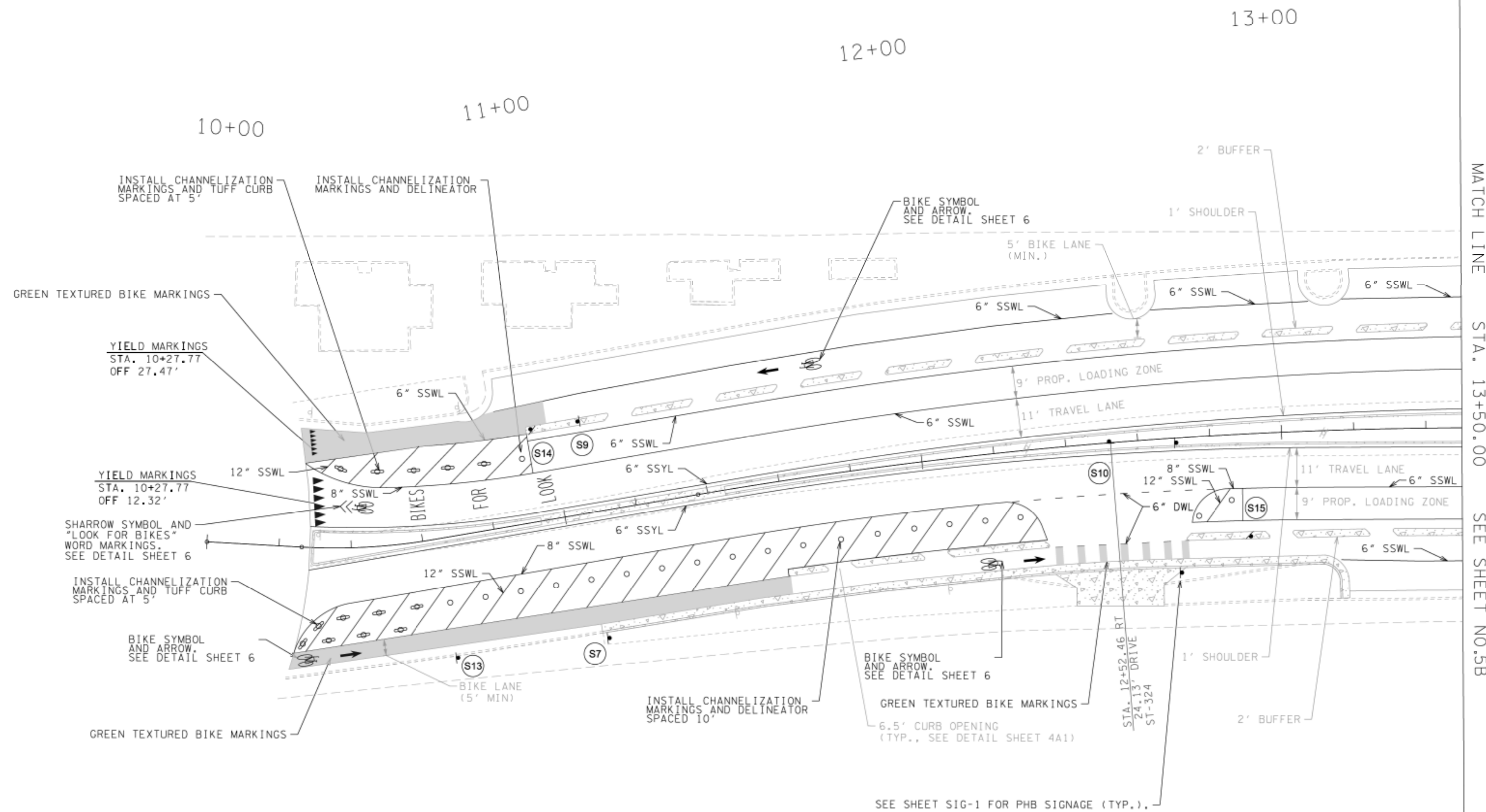
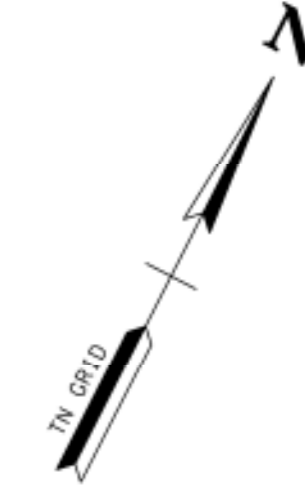
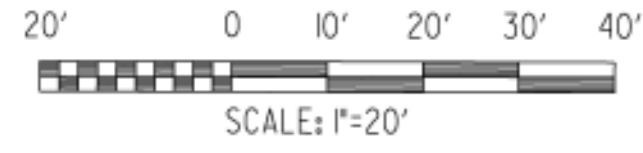


PROPOSED LAYOUT BUFFER DETAIL
STA. 18+20 TO 21+00

DEMONBREUN STREET BIKEWAY DESIGN


SCALE: 1" = 20'

SHEET 4C1



MATCH LINE STA. 13+50.00 SEE SHEET NO.5B

PROPOSED SIGNS



NOTES:
1. SEE SHEET SIG-1 FOR PEDESTRIAN HYBRID BEACON SIGNAGE PLAN.

FILE NO.	892107772.15
DATE:	04/03/2024
DESIGNED BY:	JMC
DRAWN BY:	MAT
CHECKED BY:	RJT

REVISION BLOCK	
DATE:	



ALL CONSTRUCTION ACTIVITIES SHALL BE COMPLETED IN FULL COMPLIANCE WITH THE AMERICANS WITH DISABILITIES ACT (ADA) AND ARCHITECTURAL AND TRANSPORTATION BARRIERS COMPLIANCE BOARD, FEDERAL REGISTER 36 CFR PARTS 1190 AND 1191, ACCESSIBILITY GUIDELINES FOR BUILDINGS AND FACILITIES, ARCHITECTURAL BARRIERS ACT (ABA) ACCESSIBILITY GUIDELINES, PROPOSED RULE, PUBLISHED IN THE FEDERAL REGISTER ON JULY 23, 2004, AS HAS BEEN ADOPTED BY METRO.

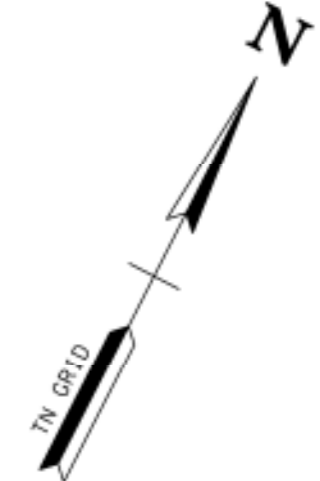
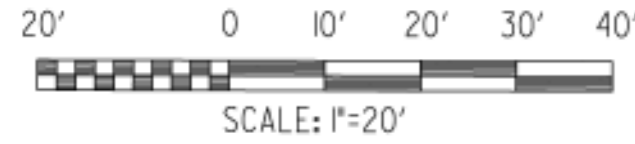


SIGNAGE AND STRIPING PLANS

STA. 10+00 TO 13+50

DEMONBREUN STREET BIKEWAY DESIGN

SCALE: 1" = 20'




FILE NO.	89210772.15
DATE:	04/03/2024
DESIGNED BY:	JMC
DRAWN BY:	MAT
CHECKED BY:	RJT

REVISION BLOCK	
DATE:	



ALL CONSTRUCTION ACTIVITIES SHALL BE COMPLETED IN FULL COMPLIANCE WITH THE AMERICANS WITH DISABILITIES ACT (ADA) AND ARCHITECTURAL AND TRANSPORTATION BARRIERS COMPLIANCE BOARD, FEDERAL REGISTER 36 CFR PARTS 1190 AND 1191, ACCESSIBILITY GUIDELINES FOR BUILDINGS AND FACILITIES, ARCHITECTURAL BARRIERS ACT (ABA) ACCESSIBILITY GUIDELINES. PROPOSED RULE. PUBLISHED IN THE FEDERAL REGISTER ON JULY 23, 2004, AS HAS BEEN ADOPTED BY METRO.

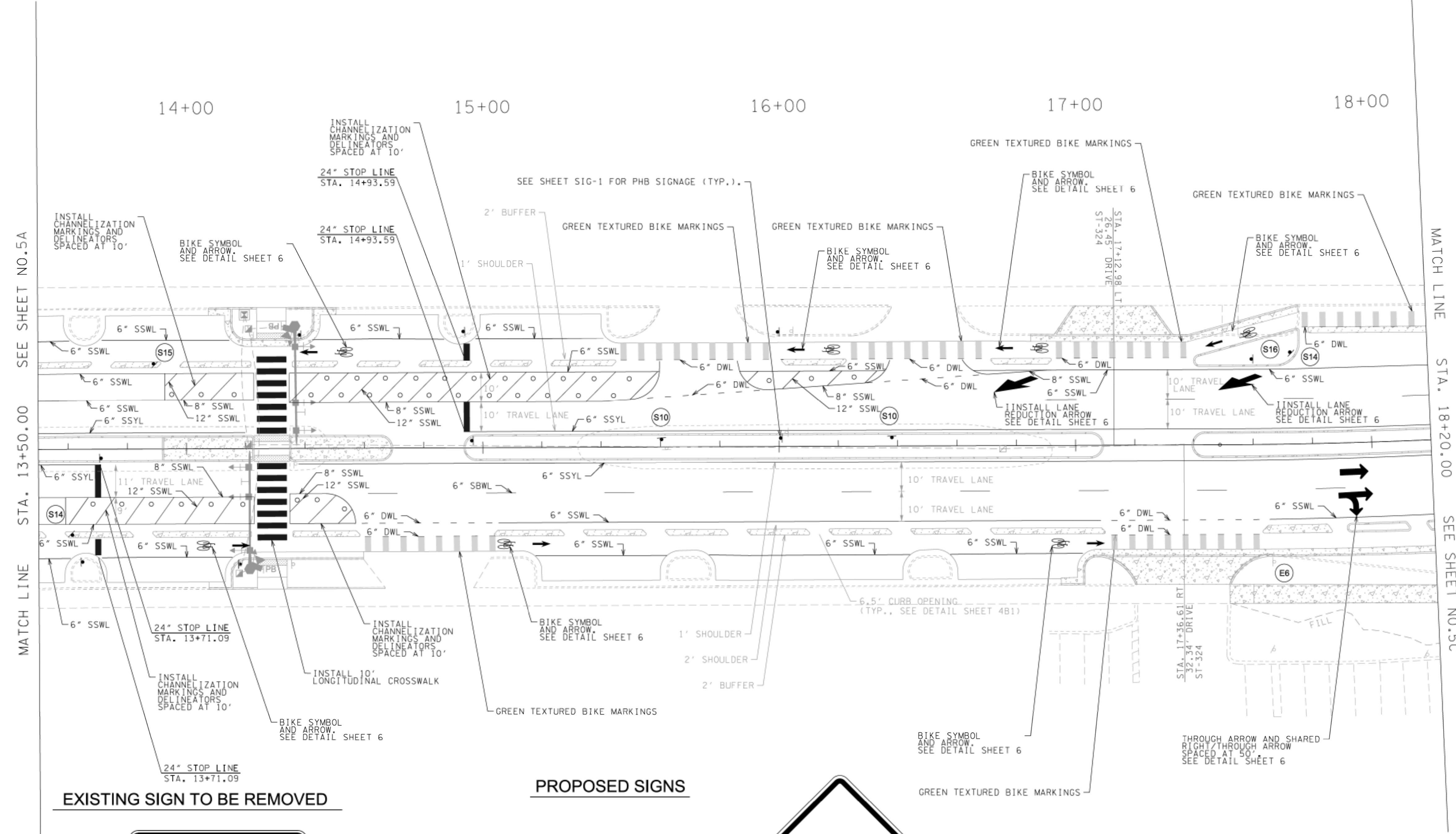


SIGNAGE AND STRIPING PLANS
STA. 13+50 TO 18+20

DEMONBREUN STREET BIKEWAY DESIGN

SCALE: 1" = 20'

SHEET 5B



EXISTING SIGN TO BE REMOVED



R4-4
36" x 30"



SEE NOTE 2.

PROPOSED SIGNS



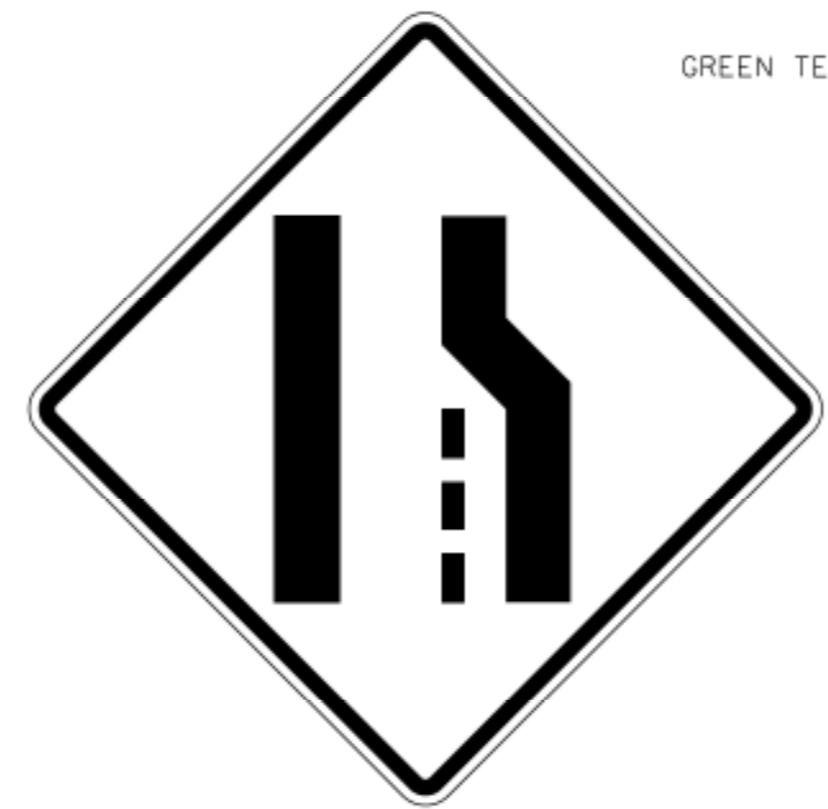
R3-2
24" x 24"



R7-6R
12" x 18"



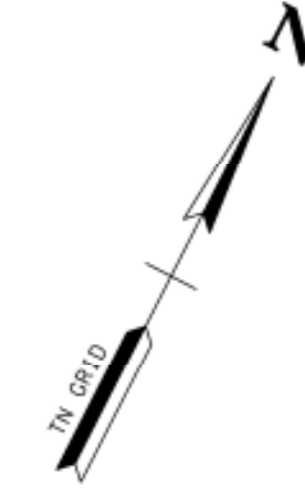
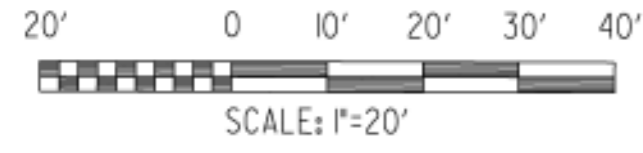
R7-6L
12" x 18"



W4-2R
36" x 36"



NOTES:
1. SEE SHEET SIG-1 FOR PEDESTRIAN HYBRID BEACON SIGNAGE PLAN.
2. EXISTING BIKE ROUTE SIGN BENEATH E6 TO REMAIN.



FILE NO.	892107772.15
DATE:	04/03/2024
DESIGNED BY:	JMC
DRAWN BY:	MAT
CHECKED BY:	RJT

REVISION BLOCK	
DATE:	



ALL CONSTRUCTION ACTIVITIES SHALL BE COMPLETED IN FULL COMPLIANCE WITH THE AMERICANS WITH DISABILITIES ACT (ADA) AND ARCHITECTURAL AND TRANSPORTATION BARRIERS COMPLIANCE BOARD, FEDERAL REGISTER 36 CFR PARTS 1190 AND 1191, ACCESSIBILITY GUIDELINES FOR BUILDINGS AND FACILITIES, ARCHITECTURAL BARRIERS ACT (ABA) ACCESSIBILITY GUIDELINES. PROPOSED RULE, PUBLISHED IN THE FEDERAL REGISTER ON JULY 23, 2004, AS HAS BEEN ADOPTED BY METRO.

NDOT

SIGNAGE AND STRIPING PLANS

STA. 18+20 TO 21+00

DEMONBREUN STREET BIKEWAY DESIGN

SCALE: 1" = 20'

SHEET 5C

EXISTING SIGNS TO BE REMOVED



R4-4
36" x 30"

(E6)



CUSTOM NDOT
"HAVE FUN AND STAY SAFE IN MUSIC CITY"

(E7)

SEE NOTE 2

PROPOSED SIGNS



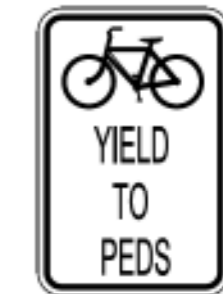
R3-17
24" x 18"

(S7)



R4-4
36" x 30"

(S8)



R9-6
12" x 18"

(S12)



R3-2
24" x 24"

(S10)



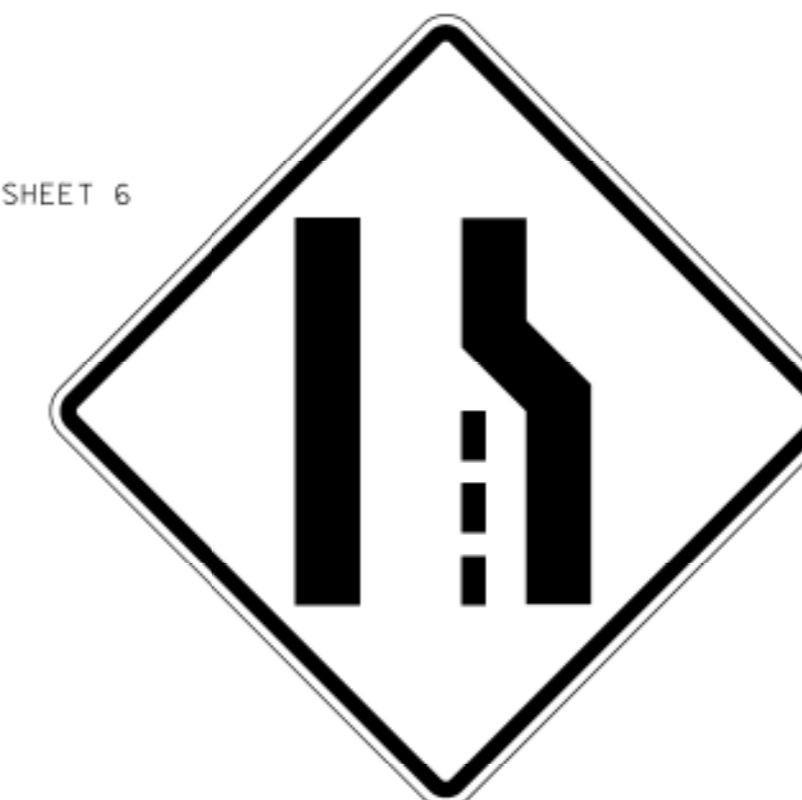
D11-1
24" x 18"

(S11)



R7-6L
12" x 18"

(S15)



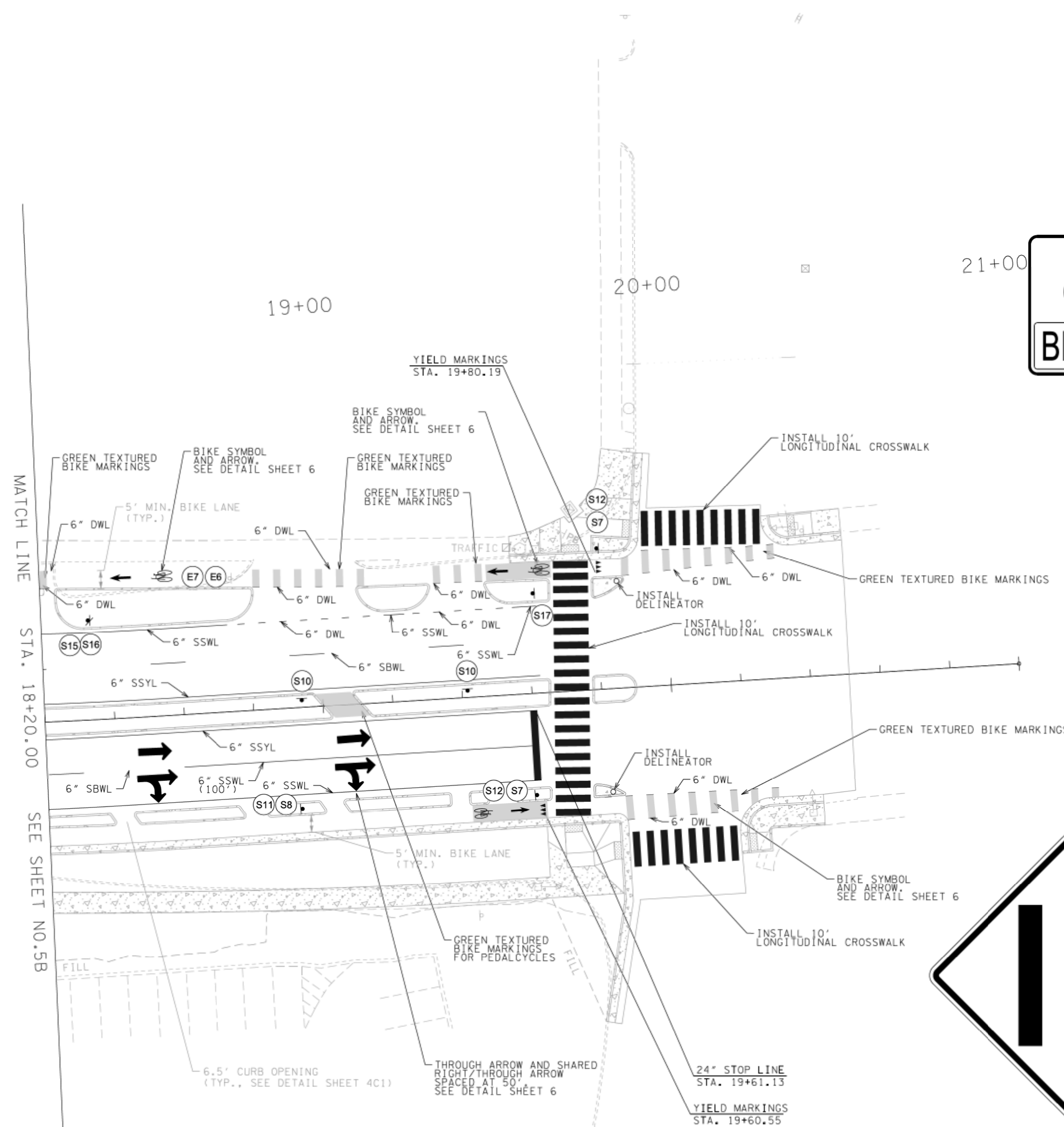
W4-2R
36" x 36"

(S16)



W9-1R
36" x 36"

(S17)



- NOTES:
 1: SEE SHEET SIG-1 FOR PEDESTRIAN HYBRID BEACON SIGNAGE PLAN.
 2: CUSTOM E7 SIGN TO BE RELOCATED BELOW S7 & S8.