

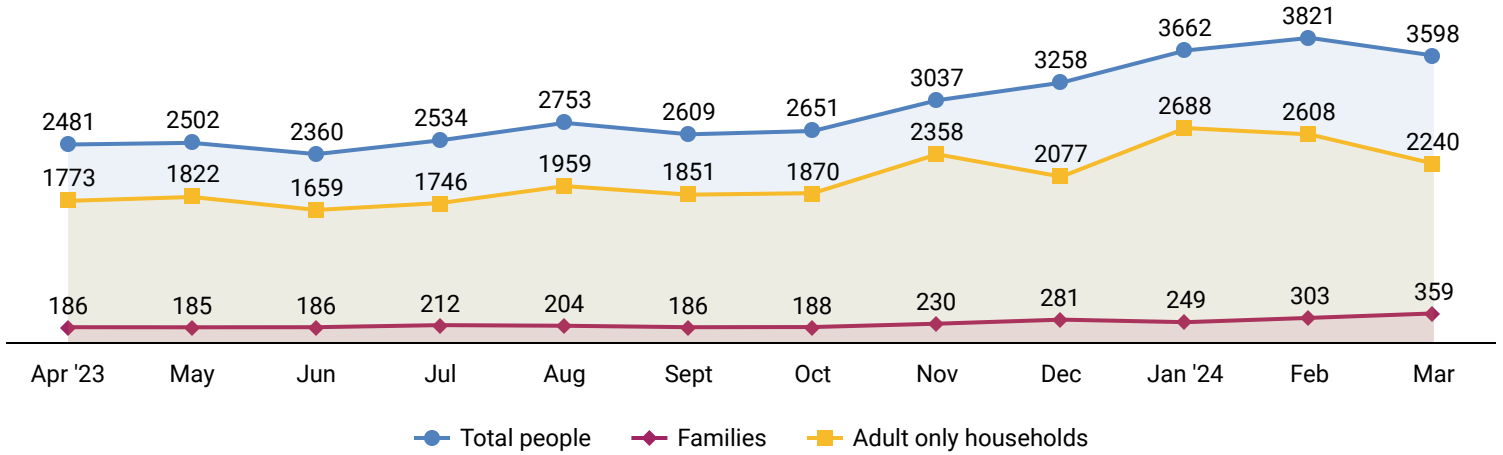
Nashville Homelessness Data, March 2024

Source: De-duplicated Nashville-Davidson County HMIS data including permanent housing exits and move-in dates from Emergency Shelters, Transitional Housing, Street Outreach, Rapid Rehousing, and Permanent Housing.*



*This data does not include information from the Nashville Rescue Mission or the Domestic Violence Coordinated Entry process.

3,598 people experienced homelessness in Nashville in **March 2024**. These 3,598 people were in **2,599 households; 359 families** and **2,240 adult only households**. Over the past 12 months, **7,405 unique people** have experienced homelessness in Nashville.



↓ **256 (7%)** are veterans

↓ **256 (7%)** are youth aged 18-24

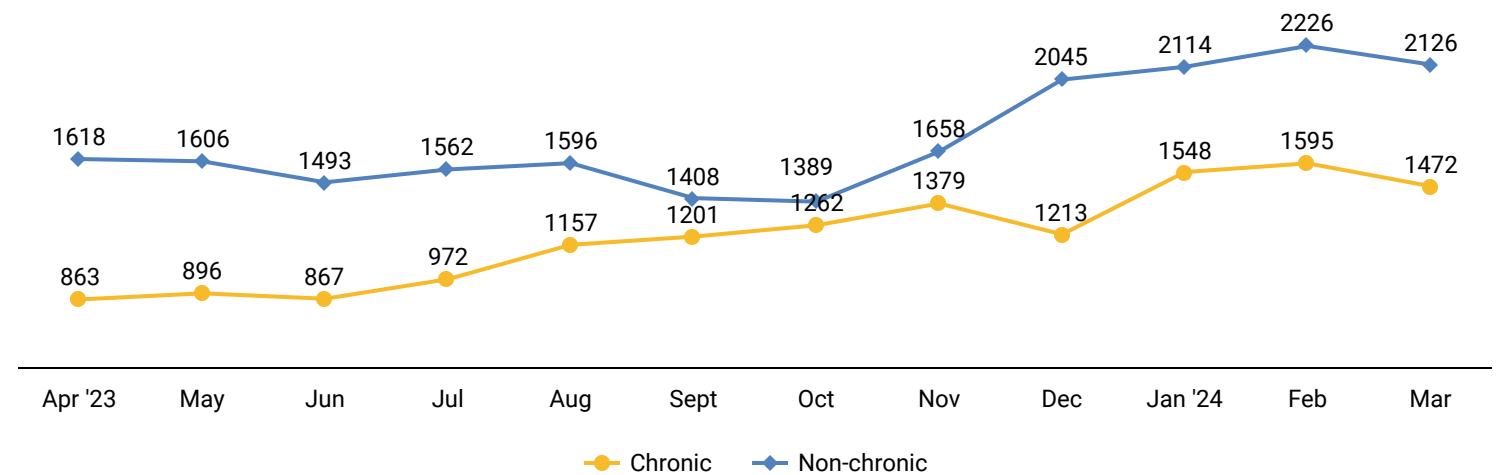
↓ **1,472 (41%)** are experiencing chronic homelessness

↑ **641 (18%)** were entered into HMIS this month (317 new, 324 returning)

↑ People who live outdoors have been experiencing homelessness for an average of **3 years and 9 months**

↑ People who live in shelter have been experiencing homelessness for an average of **3 years and 1 month**

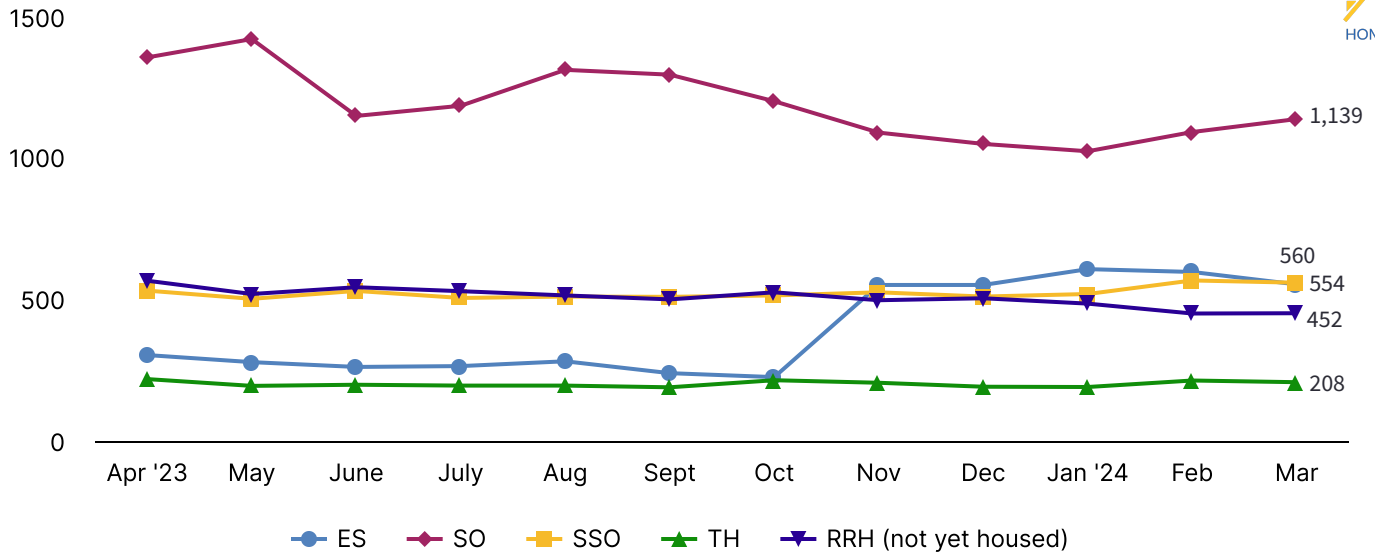
Number of people experiencing chronic homelessness over time



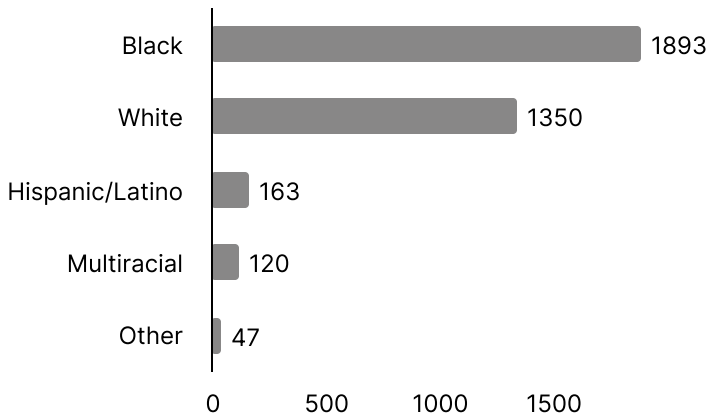
Nashville Homelessness Data, March 2024



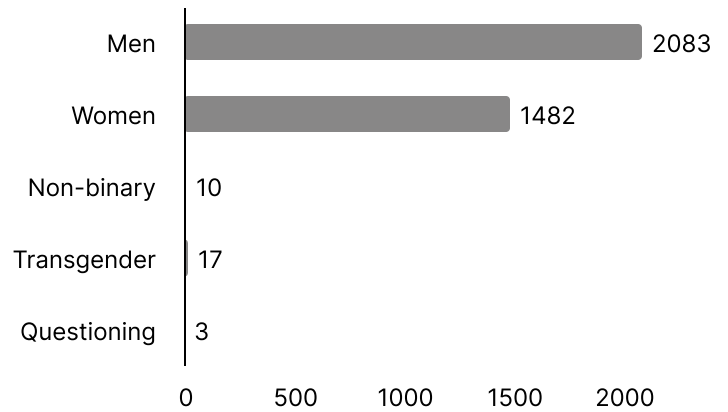
Number of people experiencing homelessness by program type, over time



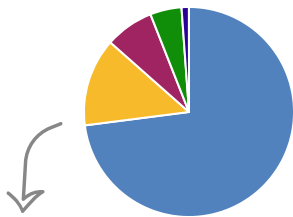
In March **554** people experiencing homelessness were served in Emergency Shelters, **1,139** in Street Outreach, **208** in Transitional Housing, **560** in Supportive Services only, and **452** in Rapid Re-Housing who had not yet been housed.



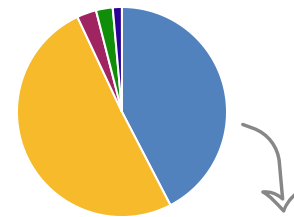
In **March**, **53%** of people experiencing homelessness were Black, **38%** were White, **5%** were Hispanic/Latino, **3%** were Multiracial, and **1%** were other.



In **March**, **58%** of people experiencing homelessness were men, **41%** were women, **<1%** were non-binary, **<1%** were transgender, and **<1%** were other.



In family households, **73%** of people are Black and **14%** are White.

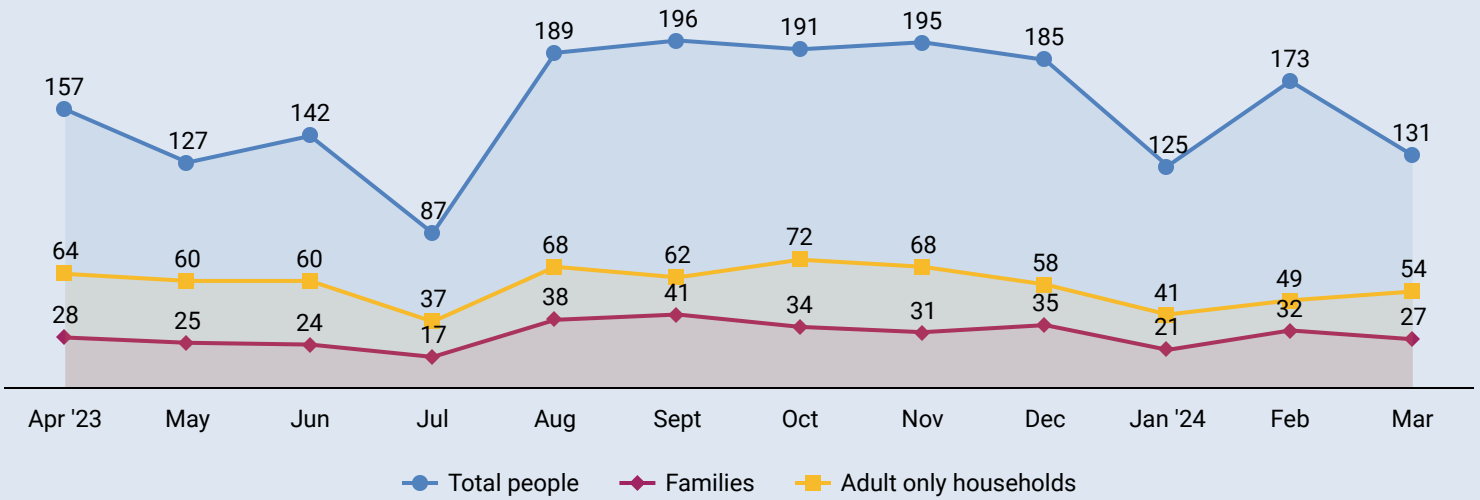


In adult only households, **42%** of people are Black and **50%** are White.

● Black ● White ● Hispanic/Latino ● Multiracial ● Other

Nashville Housing Data, March 2024

131 people experiencing homelessness were housed in Nashville in **March 2024**. These 131 people were in **81 households**; **27 families** and **54 adult only households**. Over the past 12 months, **1,898 people** have been housed in Nashville.



Nashville housed 4% of the total people experiencing homelessness in March; 8% of the families and 2% of the adult only households.

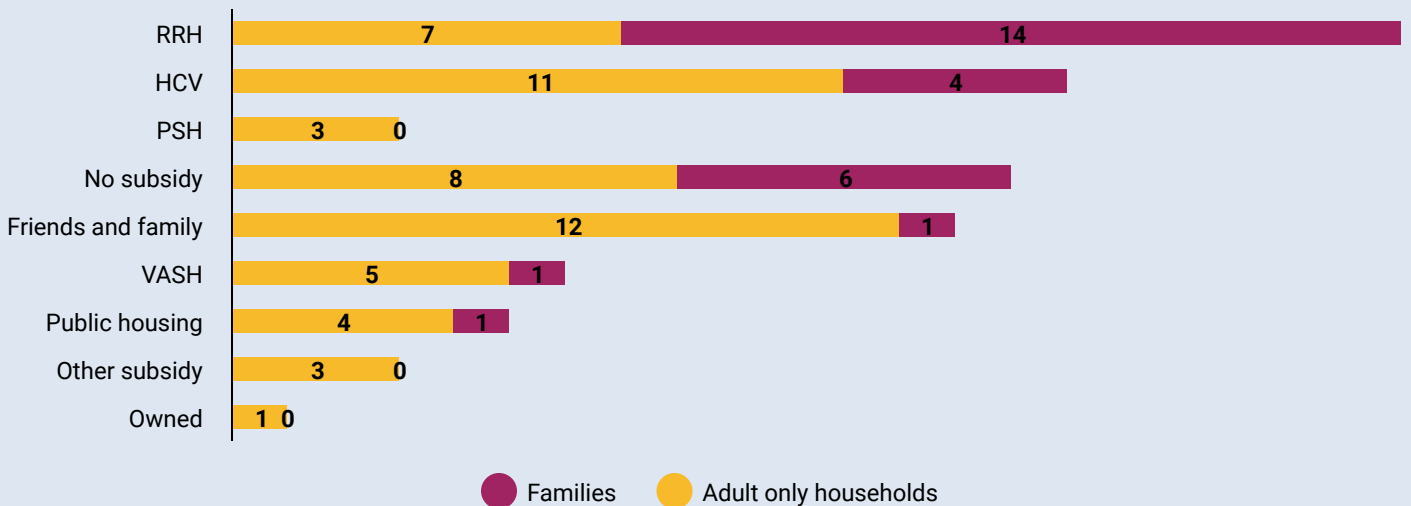
14 (11%) are veterans

36 (27%) were experiencing chronic homelessness

16 (12%) are youth aged 18-24

The average length of time from HMIS entry to permanent housing was **137 days**

Number of housing exits by destination (households)

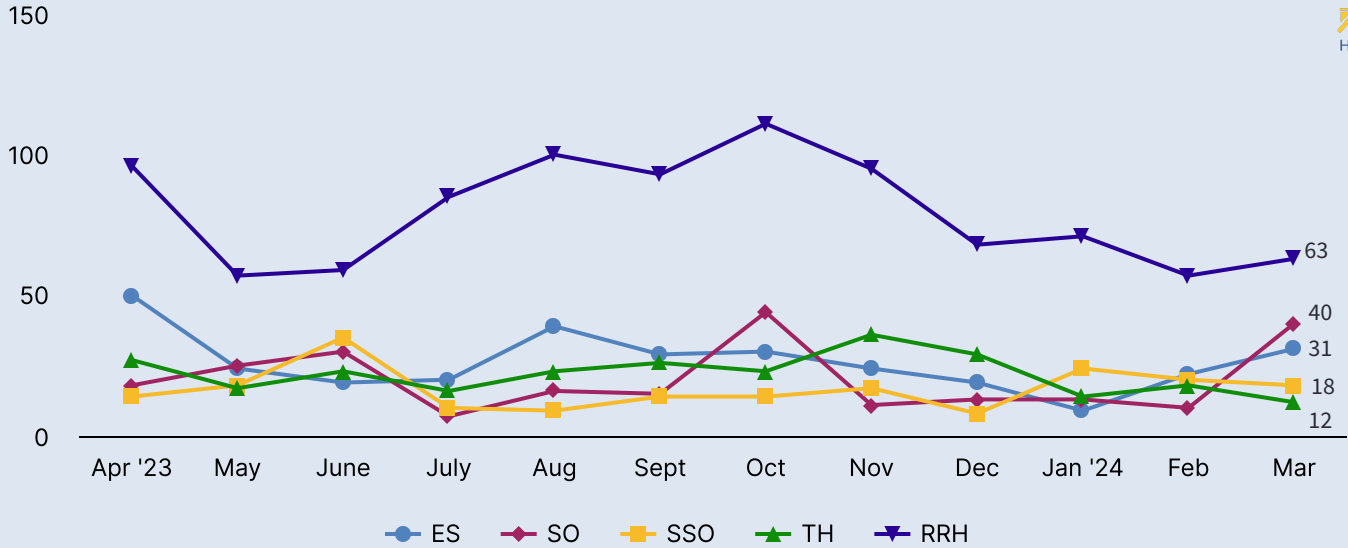


21 households were housed with rapid re-housing subsidies in **March**, followed by **15 households** who were housed with housing choice vouchers, and **14 households** who were housed with no subsidy.

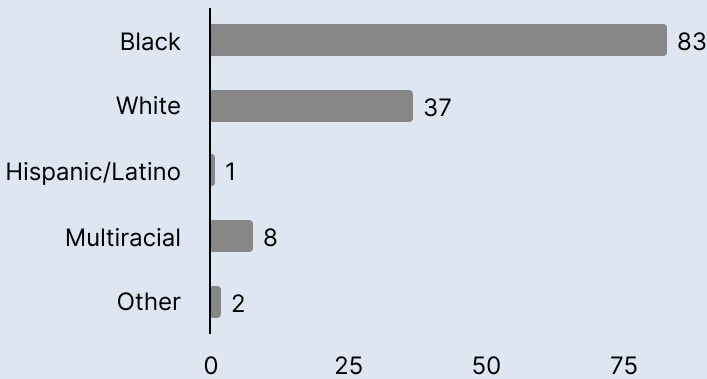
Nashville Housing Data, March 2024



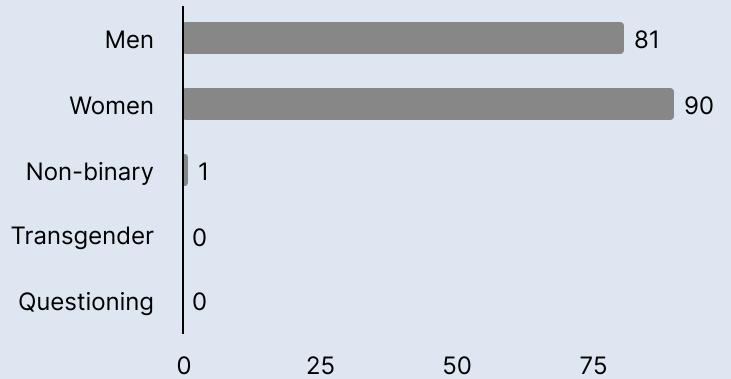
Number of people housed by program type, over time



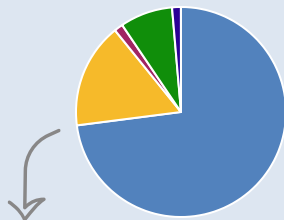
In **March**, **31** people experiencing homelessness were housed from Emergency Shelters, **40** from Street Outreach, **12** from Transitional Housing, **18** from Supportive Services Only, and **63** from Rapid Re-Housing.



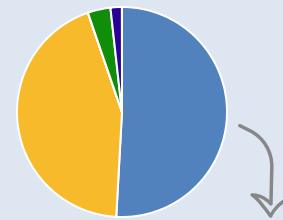
In **March**, **63%** of people housed were Black, **28%** were White, **1%** were Hispanic/Latino, **6%** were Multiracial, and **2%** were other.



In **February**, **47%** of people housed were men, **52%** were women, **1%** were non-binary, **0%** were transgender, and **0%** were other.



In family households, **73%** of people housed were Black and **16%** were White.



In adult only households, **51%** of people housed were Black and **44%** were White.

● Black ● White ● Hispanic/Latino ● Multiracial ● Other

The top agencies who housed the most households in March were: **Safe Haven Family Shelter (16)**, **The Salvation Army (13)**, **Operation Stand Down (12)**, and **Community Care Fellowship (8)**.