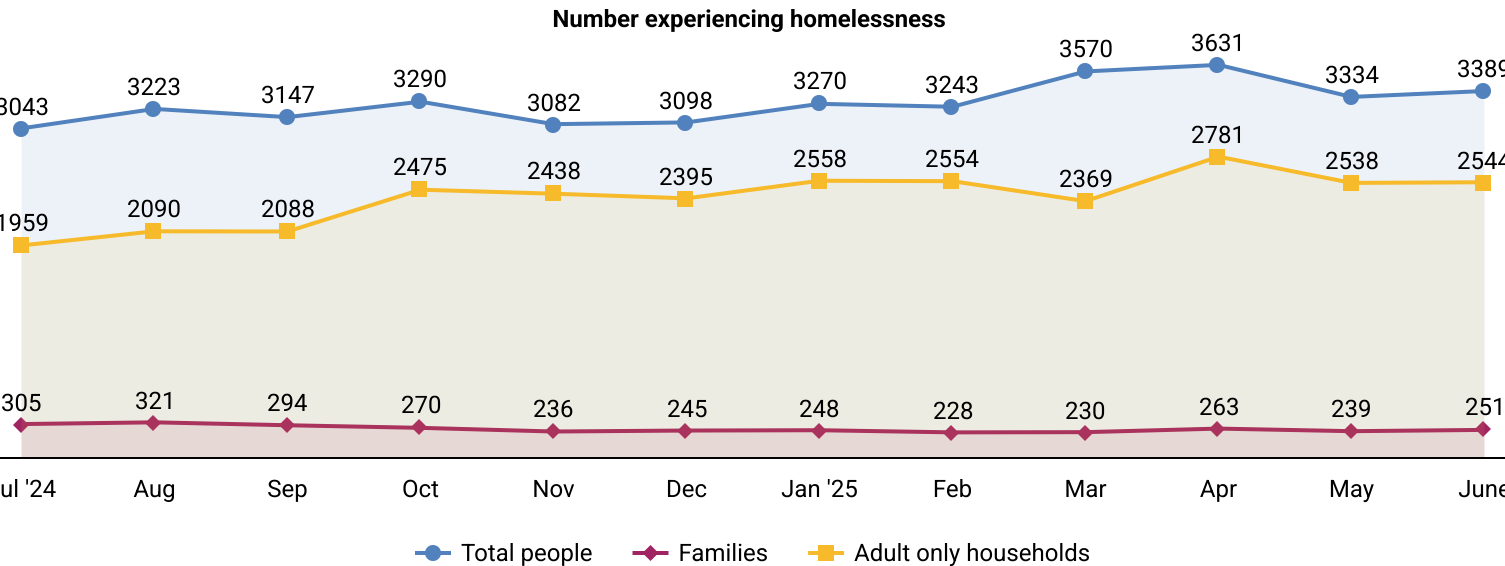


Nashville Community Homelessness & Housing Data, June 2025


Data Source: The Nashville-Davidson County Homeless Management Information System (HMIS). HMIS is a *shared community database* that collects data on households experiencing homelessness and programs intended to end homelessness. HMIS includes data from **48 participating service providers** in Nashville; including emergency shelters, transitional housing, street outreach, supportive services, and permanent housing programs. The Office of Homeless Services is the HMIS Lead Agency responsible for administering the HMIS and associated reporting.

The data below fluctuate month to month based on varying levels of community participation in HMIS and street outreach coverage. Any changes from month to month may or may not reflect true changes in homelessness.

3,389 people experienced homelessness in Nashville in **June 2025**. These 3,389 people were in **2,795 households**; **251 families** (including 467 children) and **2,544 adult only households**. Over the past 12 months, **10,600 unique people** have experienced homelessness in Nashville.



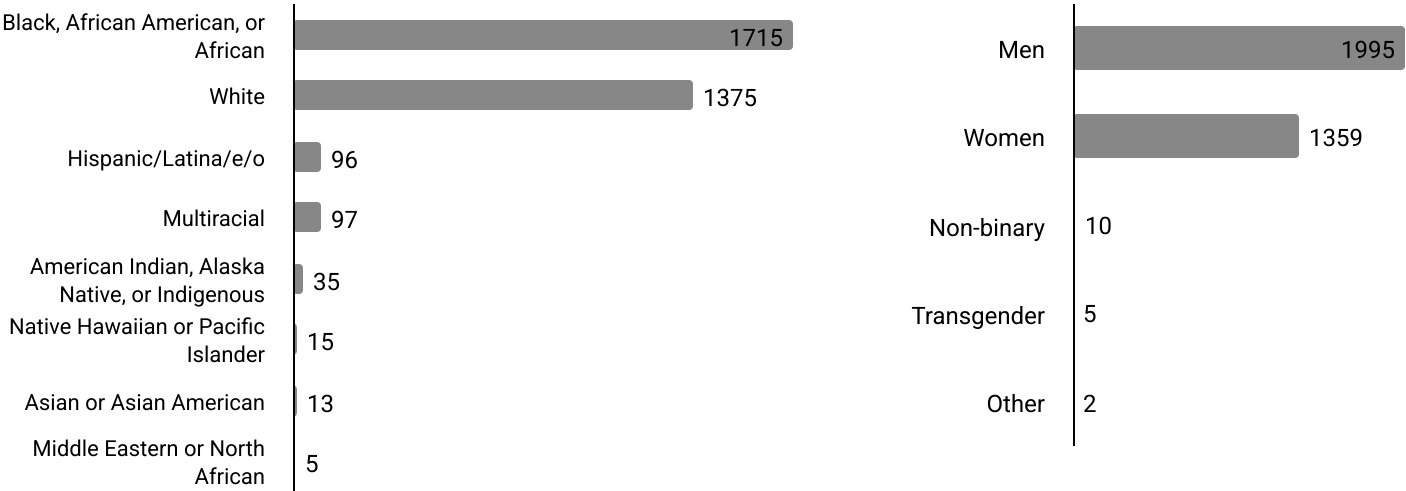
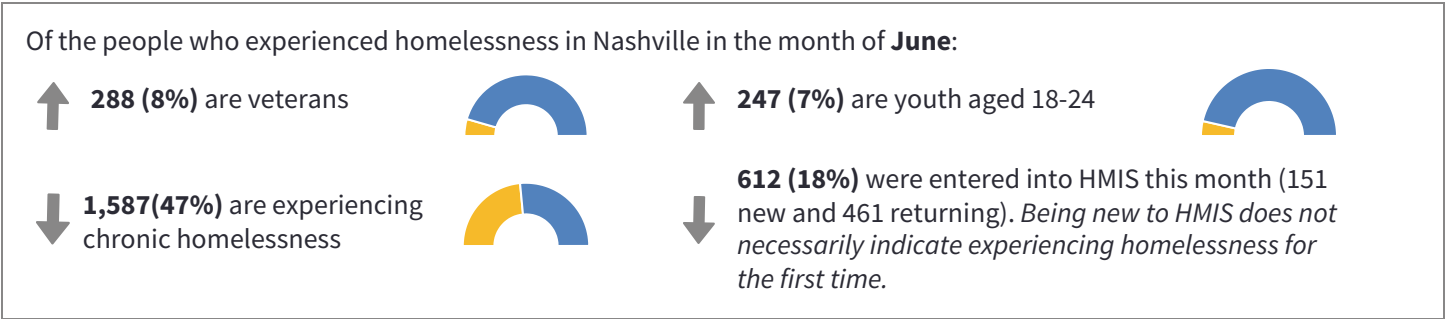
Increased Data Collection: As of November 2024, HMIS includes data from the Nashville Rescue Mission for the first time. While our system and community adjusts to this improvement in data collection, the data from these programs will be separated from our regularly reported data. As we improve data quality and strengthen the connection between HMIS and the Nashville Rescue Mission, we expect to see these numbers increase.



Data from the Nashville Rescue Mission is currently under construction. Please bear with us as we work to ensure all data reported is complete and accurate.

Nashville Community Homelessness & Housing Data, June 2025

The numbers below reflect the month of **June**. The arrows represent increases or decreases since the month of **May**.



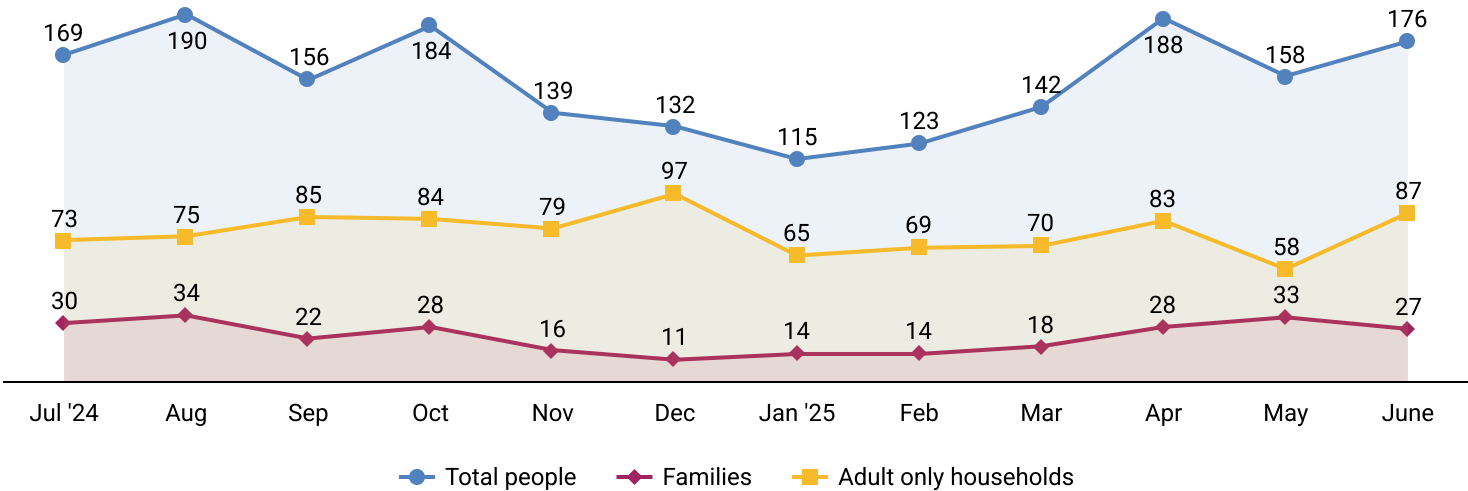
In **June**, **51%** of people experiencing homelessness were Black, **41%** were White, **3%** were Hispanic/Latino, **3%** were Multiracial, and **1%** were a different race/ethnicity.

In **June**, **59%** of people experiencing homelessness were men, **40%** were women, **<1%** were transgender, **<1%** were non-binary, and **<1%** were other.

Housing Data

176 people experiencing homelessness were housed in Nashville in **June 2025**. These 176 people were in **114 households; 27 families** (including 53 children) and **87 adult only households**. Over the past 12 months, **1,872 people** have been housed in Nashville.

Number housed



Nashville Community Homelessness & Housing Data, June 2025

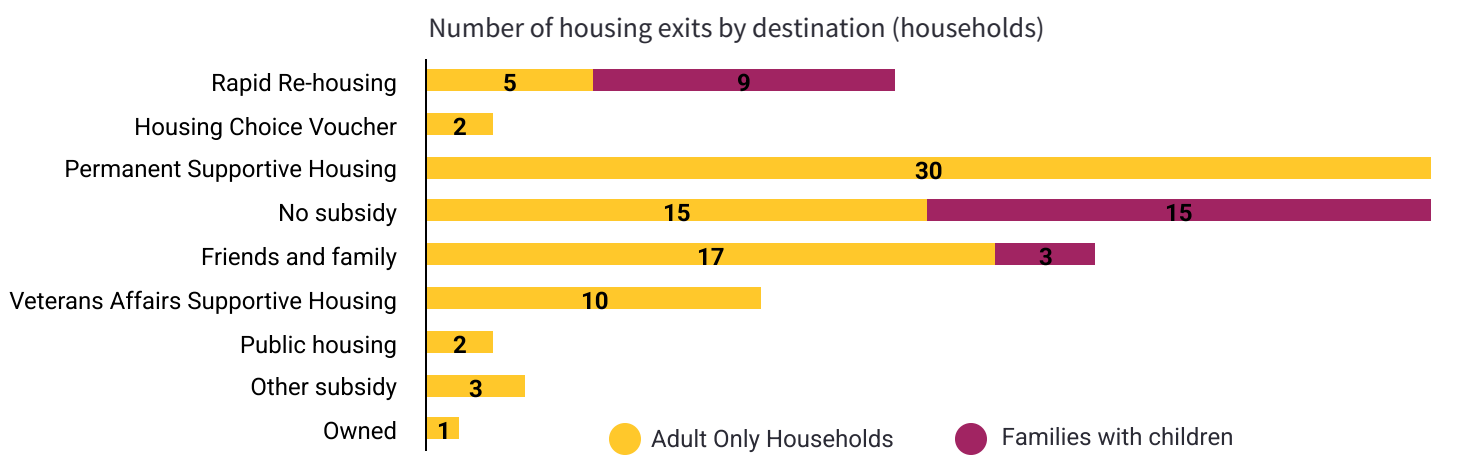
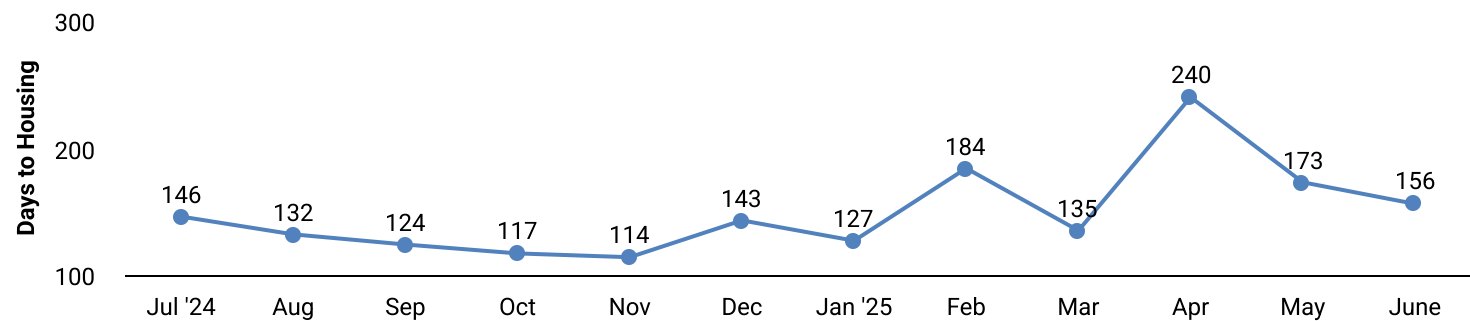
Of the people who moved into housing in Nashville in the month of **June**:

34 (19%) are veterans

15 (9%) are youth aged 18-24

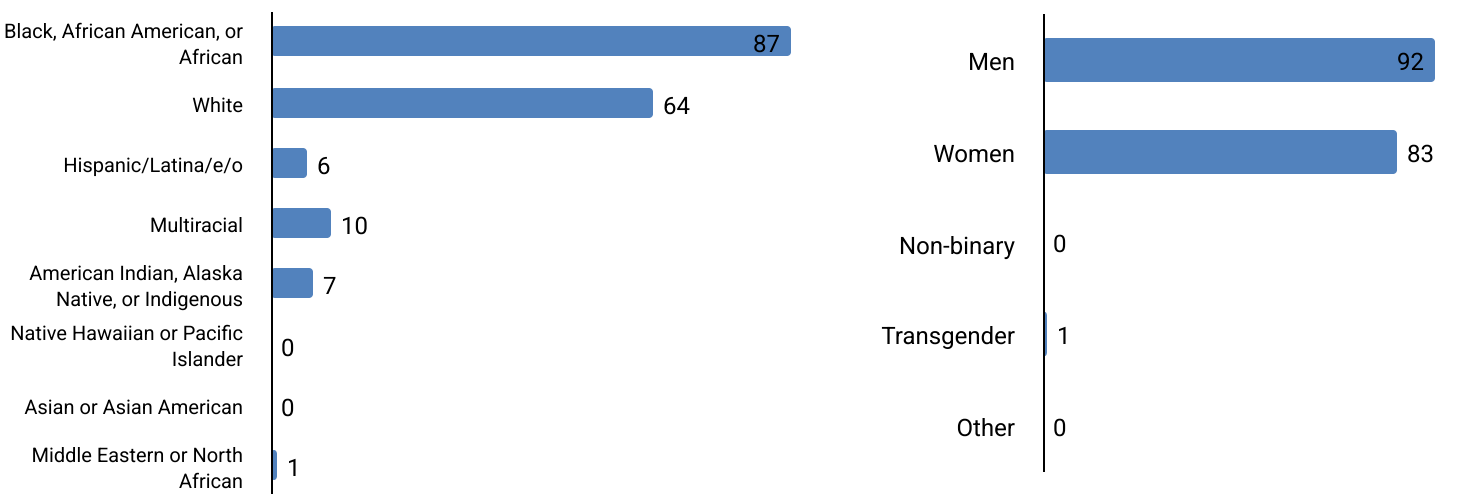
68 (39%) were experiencing chronic homelessness

The average length of time from HMIS entry to permanent housing in June was **156 days**.



30 households who were housed with no subsidy in **June**, followed by **30 households** who were housed with permanent supportive housing, and **20 households** who were housed with friends or family.

The top agencies who housed the most households in **June** were: **Operation Stand Down** (22), **Oasis Center** (13), and **Safe Haven Family Shelter** (10).



Of the people who were permanently housed in **June**, **49%** were Black, **36%** were White, **3%** were Hispanic/Latino, **6%** were Multiracial, and **5%** were a different race/ethnicity.

Of the people who were permanently housed in **June**, **52%** were men, **47%** were women, **0%** were non-binary, **1%** were transgender, and **0%** were other.