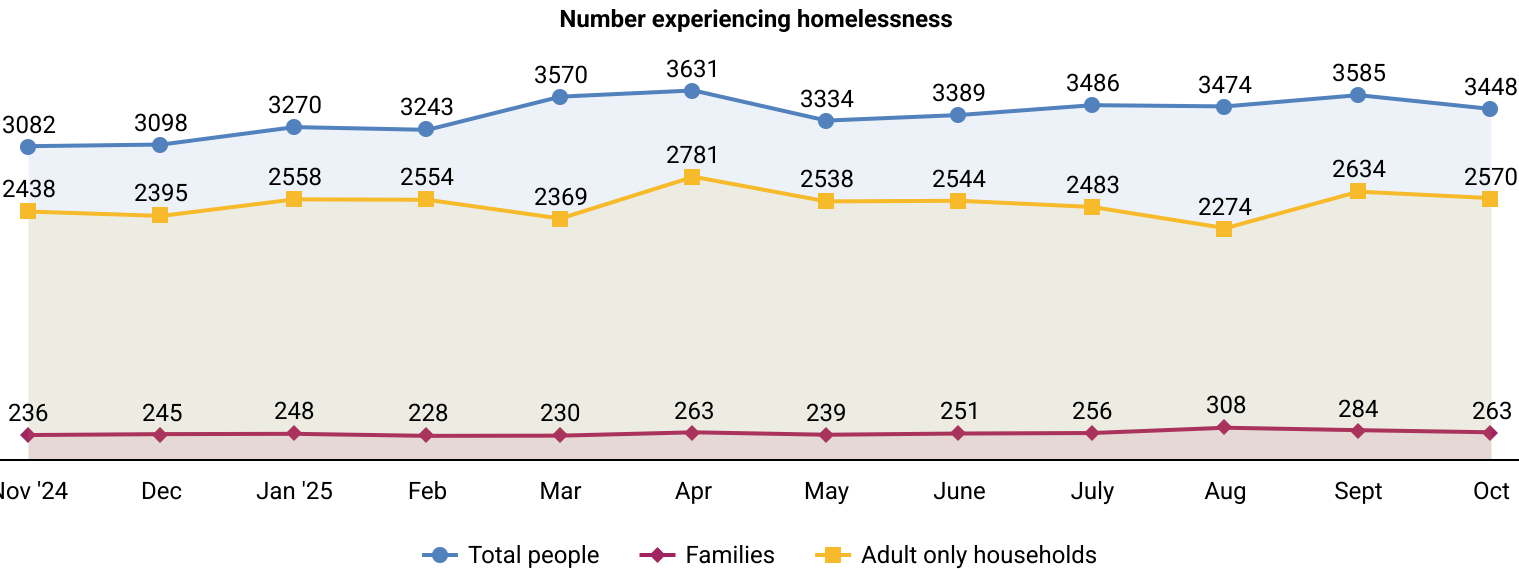


Nashville Community Homelessness & Housing Data, October 2025

Data Source: The Nashville-Davidson County Homeless Management Information System (HMIS). HMIS is a *shared community database* that collects data on households experiencing homelessness and programs intended to end homelessness. HMIS includes data from **47 participating service providers** in Nashville; including emergency shelters, transitional housing, street outreach, supportive services, and permanent housing programs. The Office of Homeless Services is the HMIS Lead Agency responsible for administering the HMIS and associated reporting.

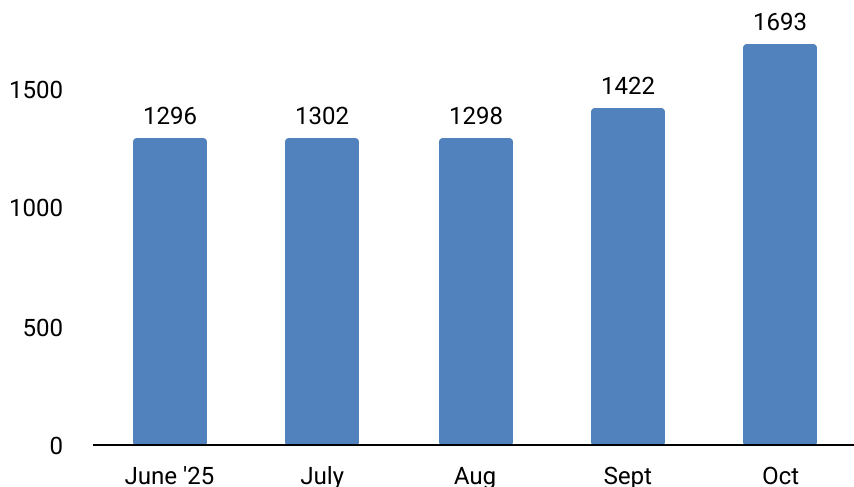
The data below fluctuate month to month based on varying levels of community participation in HMIS and street outreach coverage. Any changes from month to month may or may not reflect true changes in homelessness.

3,448 people experienced homelessness in Nashville in **October 2025**. These 3,448 people were in **2,833 households**; **263 families** (including 508 children) and **2,570 adult only households**. Over the past 12 months, **11,528 unique people** have experienced homelessness in Nashville.



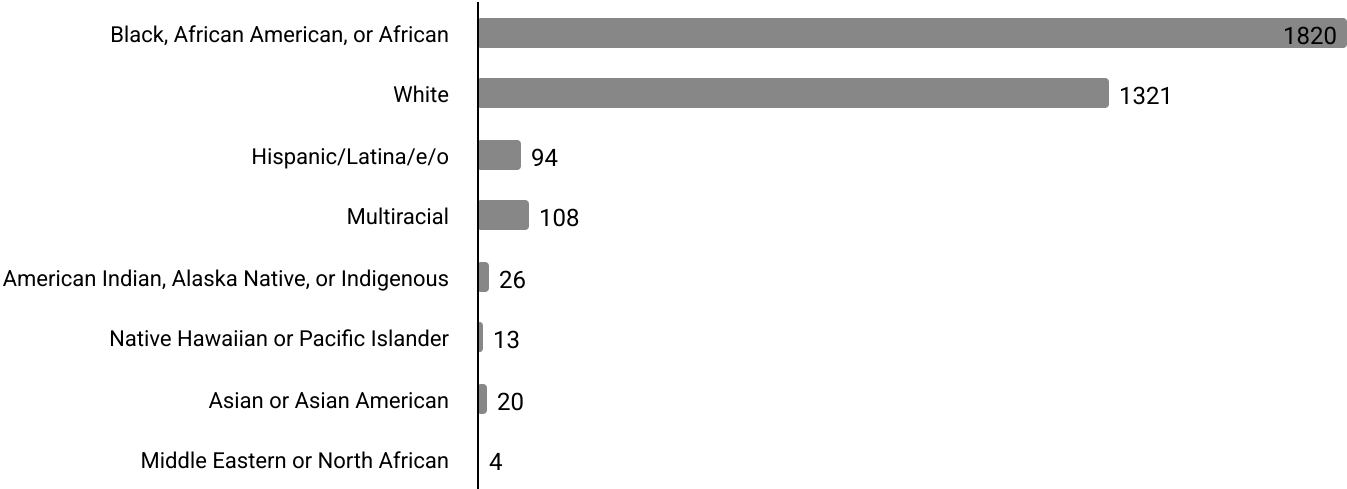
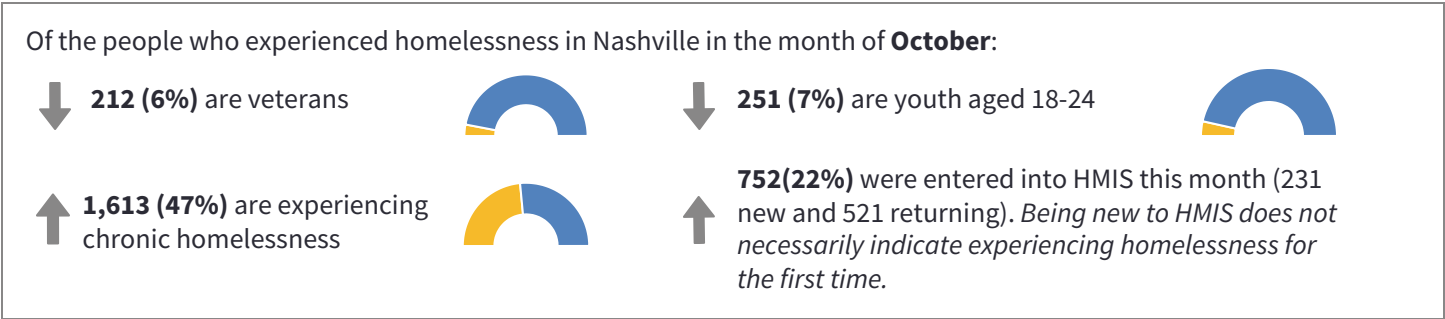
Increased Data Collection: As of November 2024, HMIS includes data from the Nashville Rescue Mission for the first time. While our system and community adjusts to this improvement in data collection, the data from these programs will be separated from our regularly reported data. The numbers below reflect the number of people experiencing homelessness served by the Nashville Rescue Mission since June 2025. These numbers cannot be added to the above 3,448 to create an unduplicated total. As we improve data quality and strengthen the connection between HMIS and the Nashville Rescue Mission, we expect to see these numbers increase.

In **October 2025**, **1,693 people** were served by the Nashville Rescue Mission in HMIS.



Nashville Community Homelessness & Housing Data, October 2025

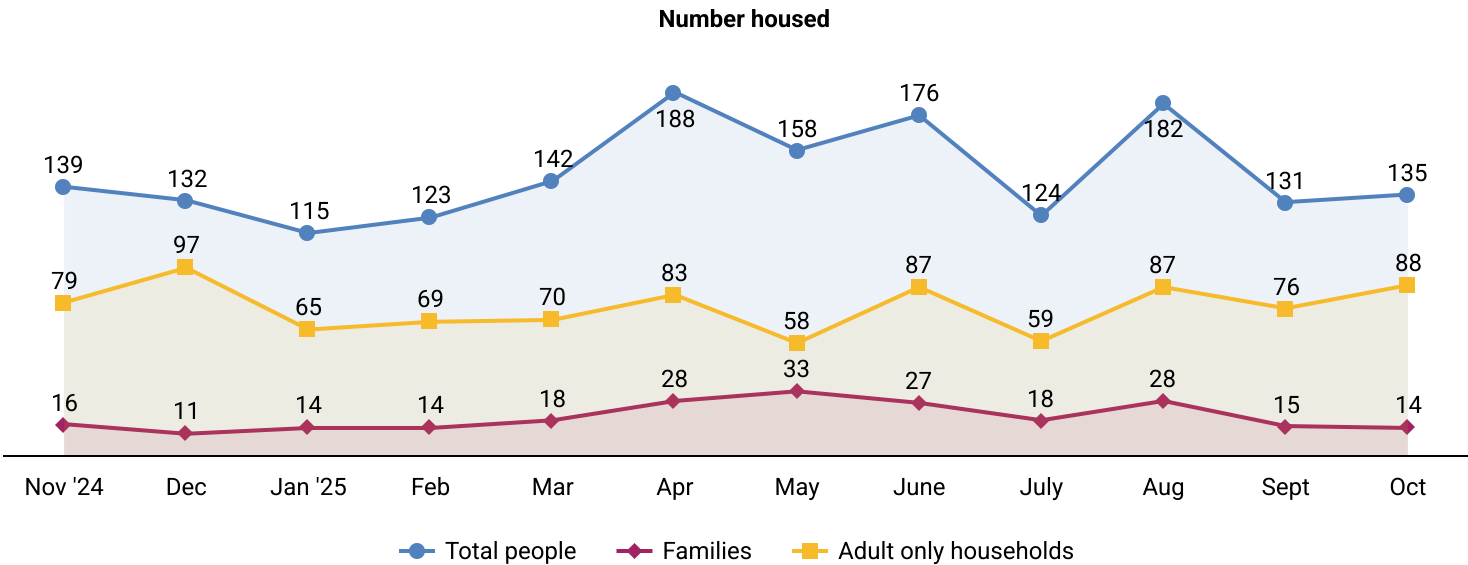
The numbers below reflect the month of **October**. The arrows represent increases or decreases since the month of **September**.



In **October**, **53%** of people experiencing homelessness were Black, **38%** were White, **3%** were Hispanic/Latino, **3%** were Multiracial, and **3%** were a different race/ethnicity.

Housing Data

135 people experiencing homelessness were housed in Nashville in **October 2025**. These 135 people were in **102 households**; **14 families** (including 27 children) and **88 adult only households**. Over the past 12 months, **1,745 people** have been housed in Nashville.



Nashville Community Homelessness & Housing Data, October 2025

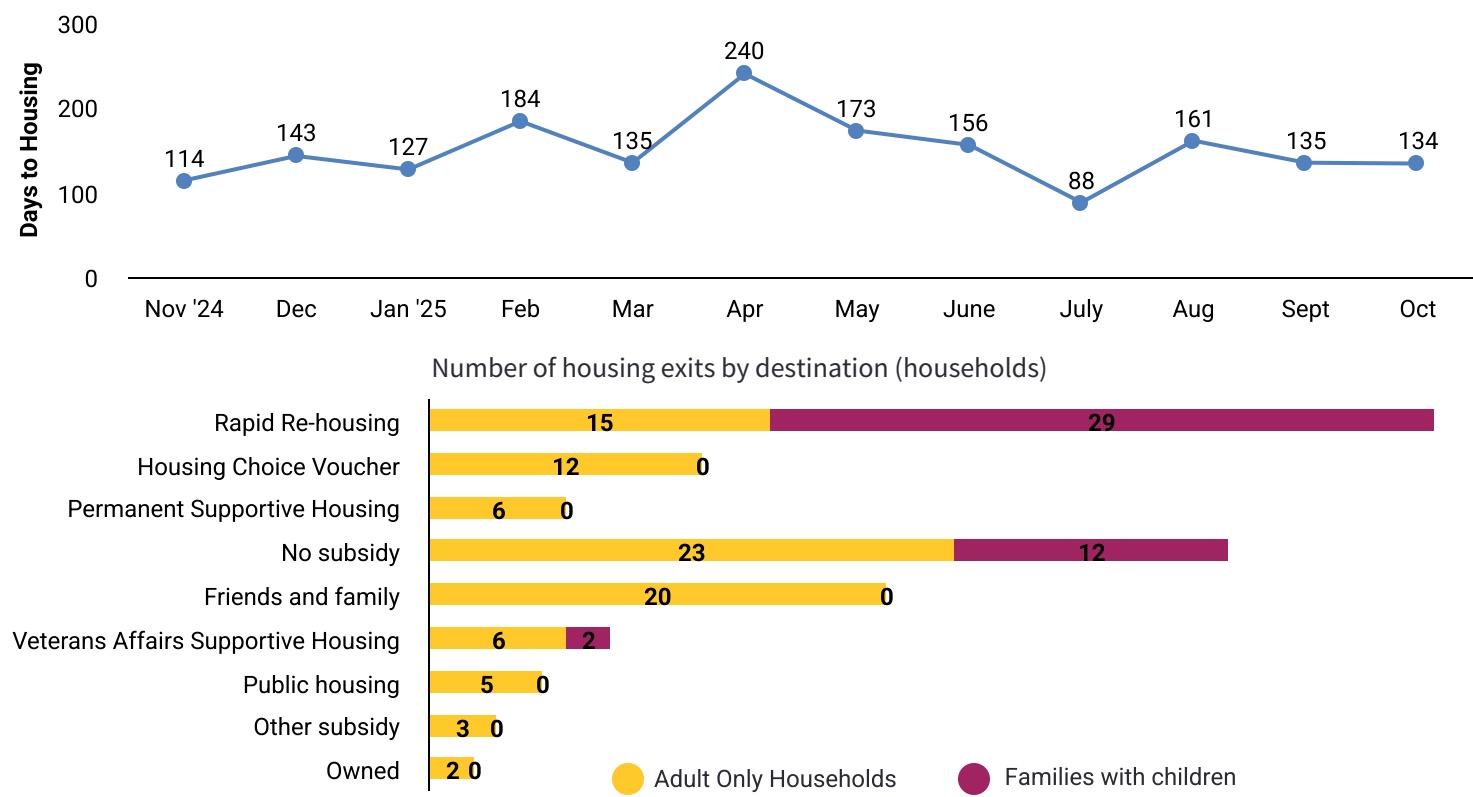
Of the people who moved into housing in Nashville in the month of **October**:

20 (15%) are veterans

20 (15%) are youth aged 18-24

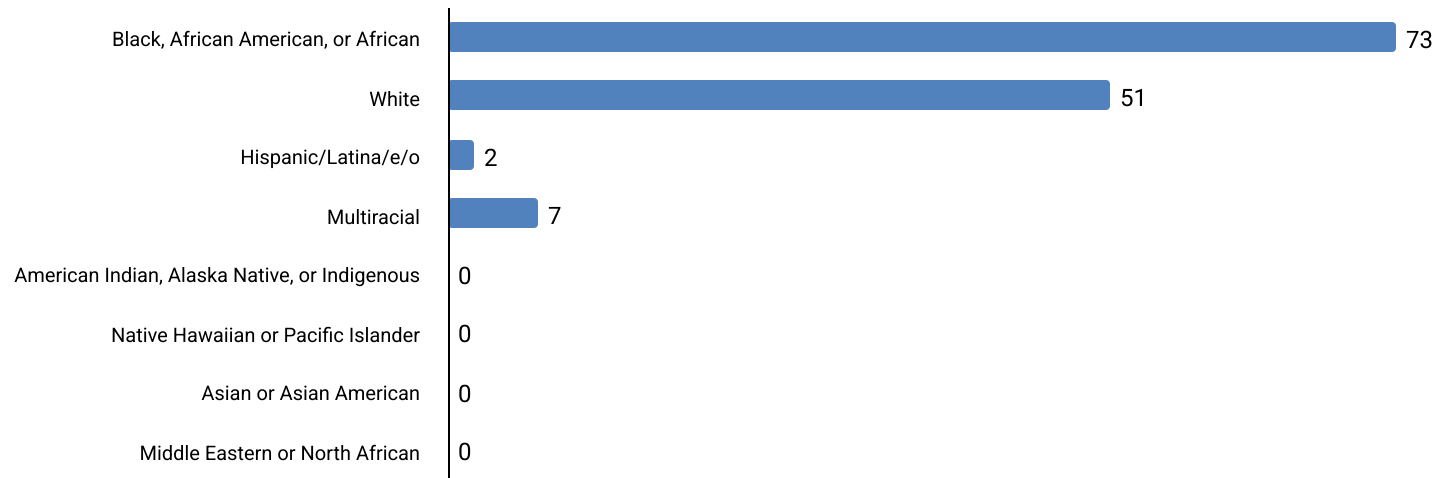
47 (35%) were experiencing chronic homelessness

The average length of time from HMIS entry to permanent housing in October was **134 days**.



44 households who were housed with rapid re-housing subsidies in **October**, followed by **35 households** who were housed with no subsidy, and **20 households** who were housed with friends or family.

The top agencies who housed the most households in **October** were: **Nashville Rescue Mission** (18), **Room In The Inn** (10), and **Oasis Center** (10).



Of the people who were permanently housed in **October**, **54%** were Black, **38%** were White, **1%** were Hispanic/Latino, **5%** were Multiracial, and **1%** were a different race/ethnicity.