

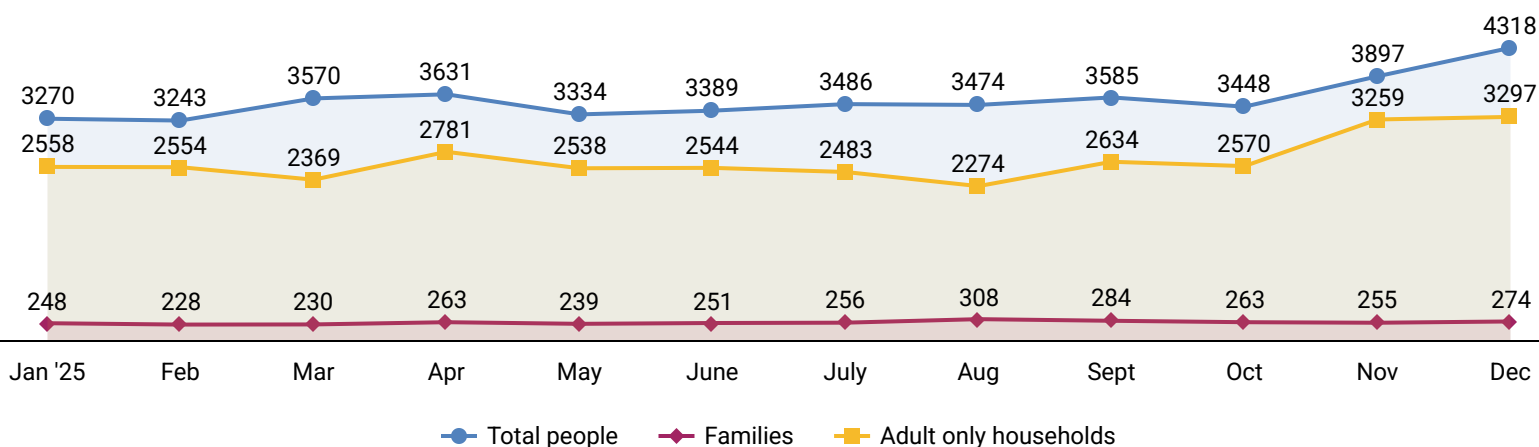
Nashville Community Homelessness & Housing Data, December 2025

Data Source: The Nashville-Davidson County Homeless Management Information System (HMIS). HMIS is a *shared community database* that collects data on households experiencing homelessness and programs intended to end homelessness. HMIS includes data from **47 participating service providers** in Nashville; including emergency shelters, transitional housing, street outreach, supportive services, and permanent housing programs. The Office of Homeless Services is the HMIS Lead Agency responsible for administering the HMIS and associated reporting.

The data below fluctuate month to month based on varying levels of community participation in HMIS and street outreach coverage. Any changes from month to month may or may not reflect true changes in homelessness.

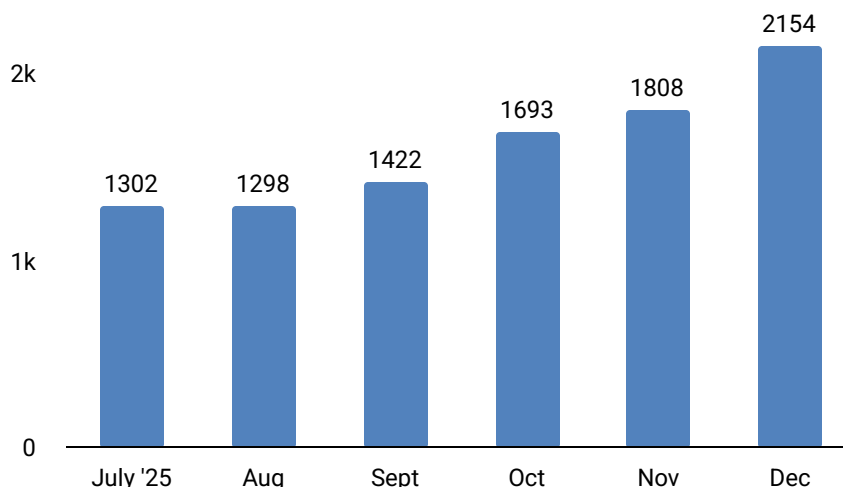
4,318 people experienced homelessness in Nashville in **December 2025**. These 4,318 people were in **3,571 households**; **274 families** (including 534 children) and **3,297 adult only households**. Over the past 12 months, **11,769 unique people** have experienced homelessness in Nashville.

Number experiencing homelessness



Increased Data Collection: As of November 2024, HMIS includes data from the Nashville Rescue Mission. While our system and community adjusts to this improvement in data collection, the data from these programs will be separated from our regularly reported data. The numbers below reflect the number of people experiencing homelessness served by the Nashville Rescue Mission since June 2025. These numbers cannot be added to the above 4,318 to create an unduplicated total. As we improve data quality and strengthen the connection between HMIS and the Nashville Rescue Mission, we expect to see these numbers increase.

In **December 2025, 2,154 people were served by the Nashville Rescue Mission in HMIS.**

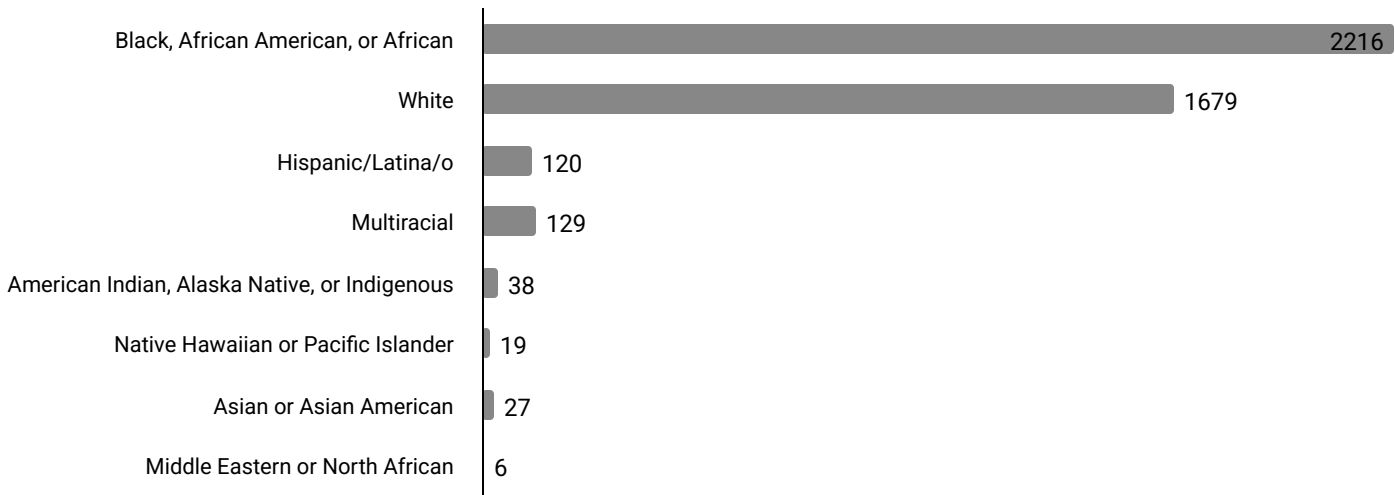


Nashville Community Homelessness & Housing Data, December 2025

The numbers below reflect the month of **December**. The arrows represent increases or decreases since the month of **November**.

Of the people who experienced homelessness in Nashville in the month of **December**:

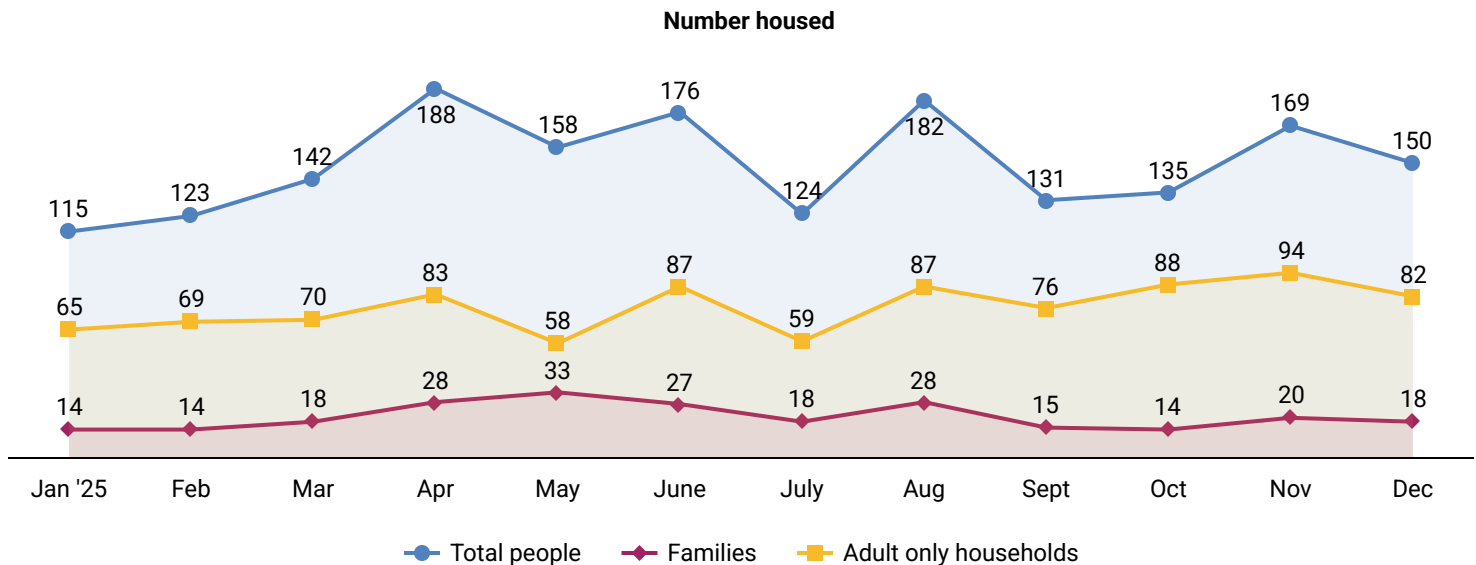
- ↑ **256 (6%)** are veterans
- ↑ **280 (6%)** are youth aged 18-24
- ↑ **1,835 (42%)** are experiencing chronic homelessness
- ↑ **1,269 (29%)** were entered into HMIS this month (210 new and 1,059 returning). *Being new to HMIS does not necessarily indicate experiencing homelessness for the first time.*



In **December**, **51%** of people experiencing homelessness were Black, **39%** were White, **3%** were Hispanic/Latino, **3%** were Multiracial, and **2%** were a different race/ethnicity.

Housing Data

150 people experiencing homelessness were housed in Nashville in **December 2025**. These 150 people were in **100 households**, **18 families** and **82 adult only households**. Over the past 12 months, **1,793 people** have been housed in Nashville.



Nashville Community Homelessness & Housing Data, December 2025

Of the people who moved into housing in Nashville in the month of **December**:

25 (17%) are veterans



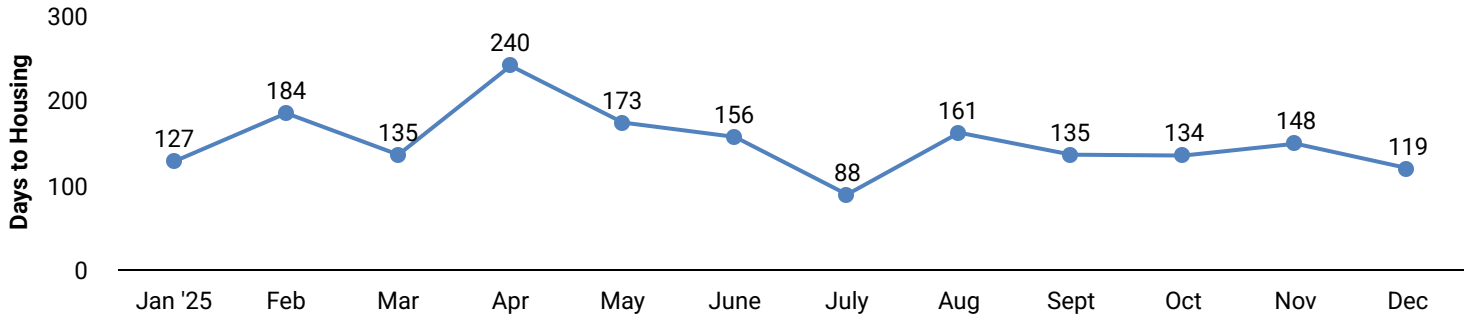
12 (8%) are youth aged 18-24



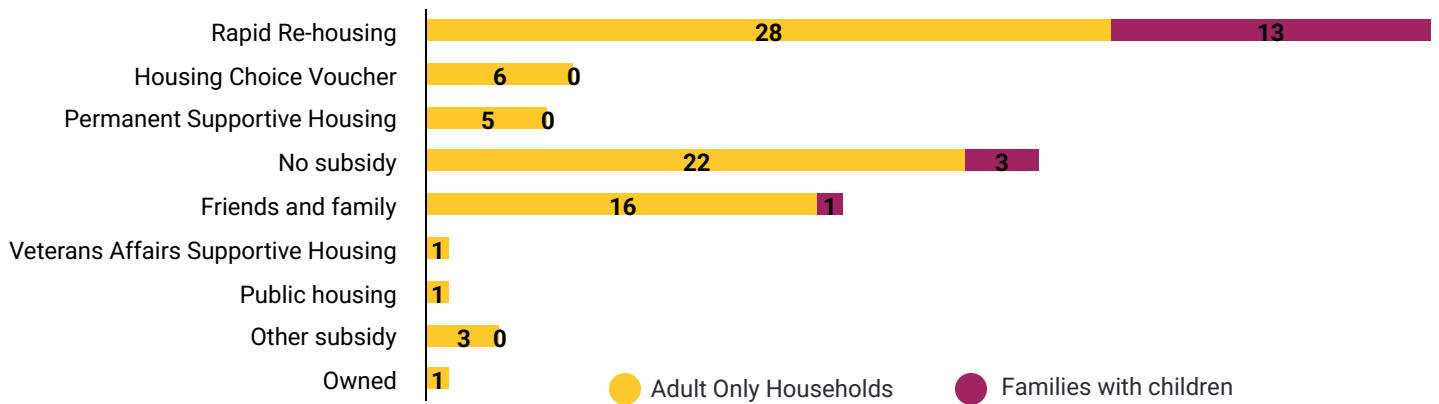
47 (31%) were experiencing chronic homelessness



The average length of time from HMIS entry to permanent housing in December was **119 days**.

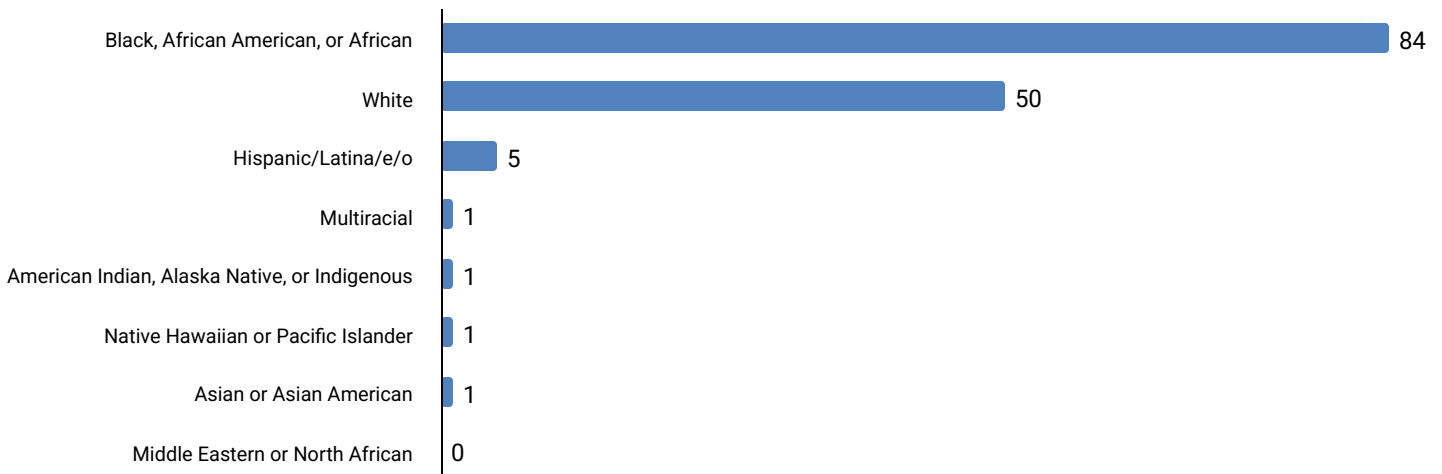


Number of housing exits by destination (households)



41 households who were housed with rapid re-housing subsidies in **December**, followed by **25 households** who were housed with no subsidy, and **17 households** who were housed with friends or family.

The top agencies who housed the most households in **December** were: **Nashville Rescue Mission** (18), **Oasis Center** (15), and **Operation Stand Down** (14).



Of the people who were permanently housed in **December**, **56%** were Black, **33%** were White, **3%** were Hispanic/Latino, **1%** were Multiracial, and **2%** were a different race/ethnicity.