

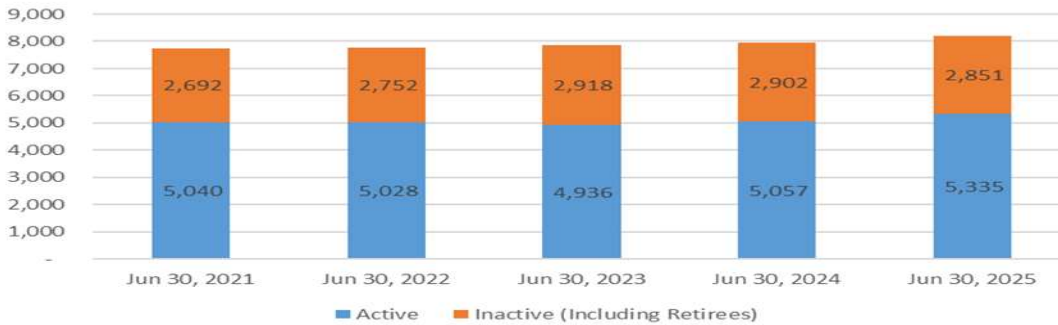
# Metro Employee's MetroMax Deferred Compensation Plan June 30, 2025

Investment Committee

Total Assets June 30, 2024	\$ 447,681,601
Total Assets June 30, 2025	\$ 479,989,905

**Plan Consultant: NEPC**  
Tim Fitzgerald

### MetroMax Participation



### Plan Administration: Voya

Jonathan Cox  
Whit Gorham  
Seth Crosby  
Lisa Metzel

### FY 2025

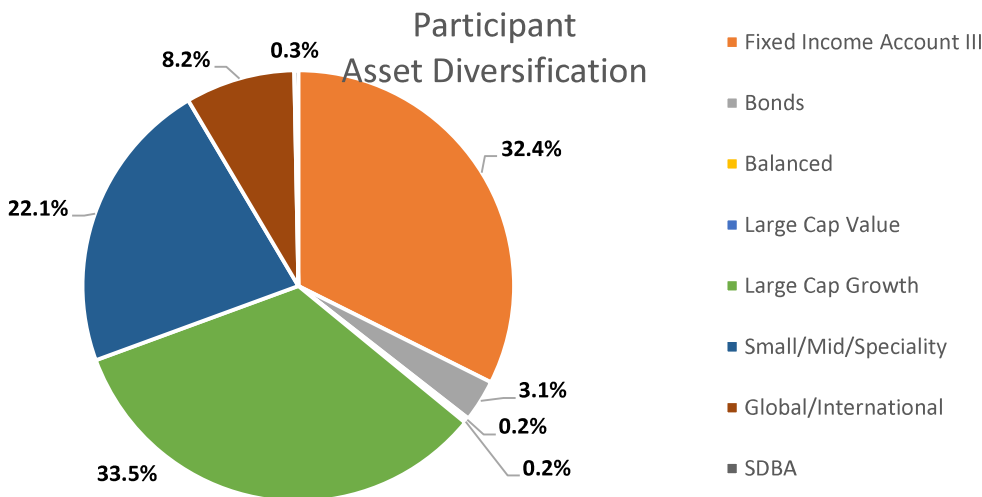
#### VOYA Employee Contacts

Site Visits	309
Call-Ins	5,414
Walk-ins	88
Appointments	1,029
Orientations	8
Seminars	9
<b>Total Attendees</b>	<b>8,894</b>

#### Local Field Office Transactions

Enrollments: 564  
Unforeseeable Emergencies: 107  
Rollovers from Outside Plans: 90  
DROPS: 34

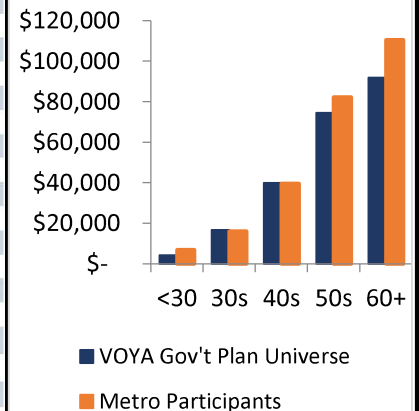
**Rollovers & DROPs into  
MetroMax in the last 12 mos -  
\$7,493,537**



Source: Voya Activity Report - June 30, 2025

Performance as of June 30, 2025	One Year	Three Years	Five Years	Ten Years
<b>Vanguard PRIMECAP Adm</b>	<b>5.4</b>	<b>17.0</b>	<b>15.1</b>	<b>13.2</b>
Russell 1000 Growth Index	17.2	25.8	18.1	17.0
<b>Voya Fixed Plus Account III</b>	<b>2.0</b>	<b>2.0</b>	<b>2.2</b>	
Ryan 3 Yr GIC Master	4.6	3.2	2.6	2.2
<b>Vanguard Institutional Index I</b>	<b>15.1</b>	<b>19.7</b>	<b>16.6</b>	<b>13.6</b>
S&P 500 Index	15.2	19.7	16.6	13.6
<b>Vanguard Mid Cap Index Institutional</b>	<b>17.5</b>	<b>14.3</b>	<b>13.0</b>	<b>10.0</b>
Vanguard Spliced Mid Cap Index	17.6	14.3	13.0	10.0
<b>Dodge &amp; Cox Stock I</b>	<b>13.4</b>	<b>14.9</b>	<b>17.4</b>	<b>11.5</b>
Russell 1000 Value Index	13.7	12.8	13.9	9.2
<b>American Funds Capital World Gr&amp;Inc R6</b>	<b>17.4</b>	<b>18.1</b>	<b>12.9</b>	<b>9.6</b>
MSCI AC World Index (Net)	16.2	17.3	13.7	10.0
<b>Vanguard Target Retirement 2045 Fund</b>	<b>14.8</b>	<b>14.8</b>	<b>11.8</b>	<b>9.3</b>
Vanguard Target 2045 Composite Index	14.7	15.1	12.1	9.6
<b>Vanguard Target Retirement 2035 Fund</b>	<b>13.4</b>	<b>12.7</b>	<b>9.7</b>	<b>8.1</b>
Vanguard Target 2035 Composite Index	13.3	13.0	9.9	8.4
<b>Segall Bryant &amp; Hamill Small Cap Core Ins</b>	<b>3.4</b>	<b>10.9</b>	<b>11.6</b>	<b>9.6</b>
Russell 2000 Index	7.7	10.0	10.0	7.1
<b>Vanguard Target Retirement 2050 Fund</b>	<b>15.6</b>	<b>15.6</b>	<b>12.2</b>	<b>9.5</b>
Vanguard Target 2050 Composite Index	15.6	15.9	12.6	9.8

### Average Balance by Age Band



Resources: Additional information including the plan document, investment policy, performance reports, Voya activity reports, Investment Committee agendas & minutes can be found at <https://www.nashville.gov/Finance/Office-of-the-Treasurer/Investments.aspx>