

FY27 BUDGET METRO NASHVILLE DAVIDSON COUNTY



\$3.85 BILLION

Metropolitan Government's six budgetary (tax-supported) funds

Recommended FY27 Tax Rate

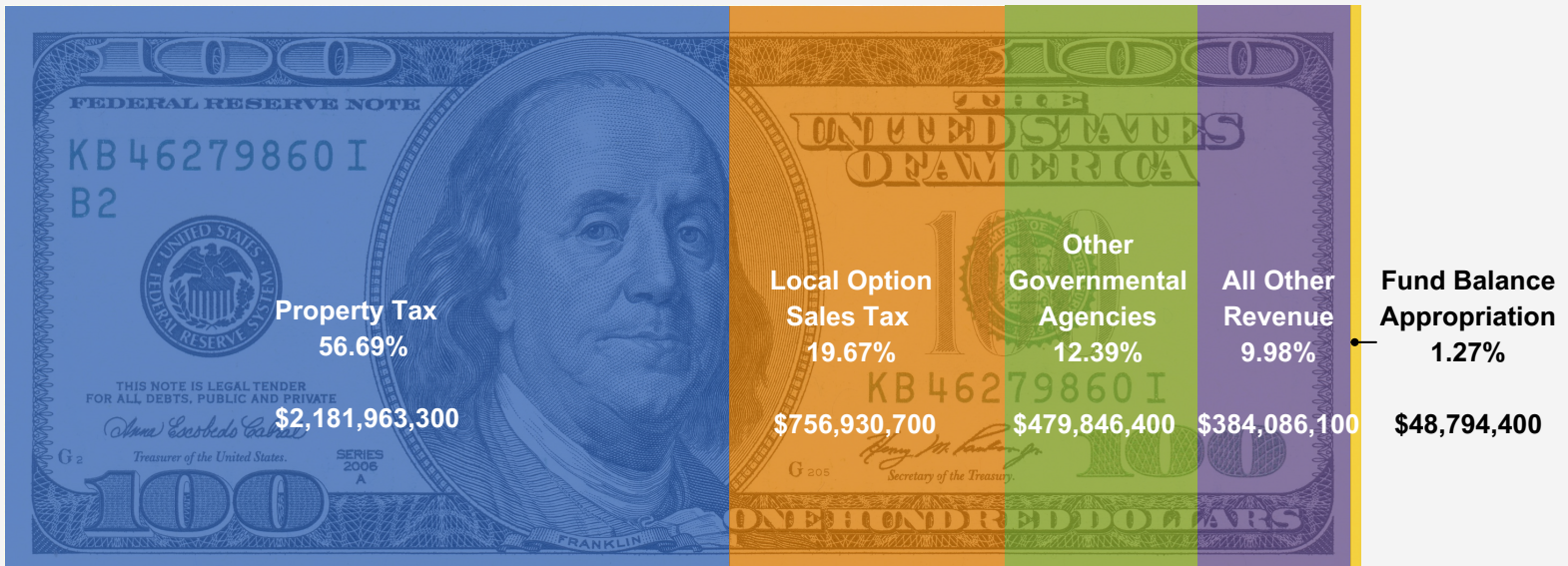
Combined Tax Rate

\$2.814

Per \$100 of Assessed Value

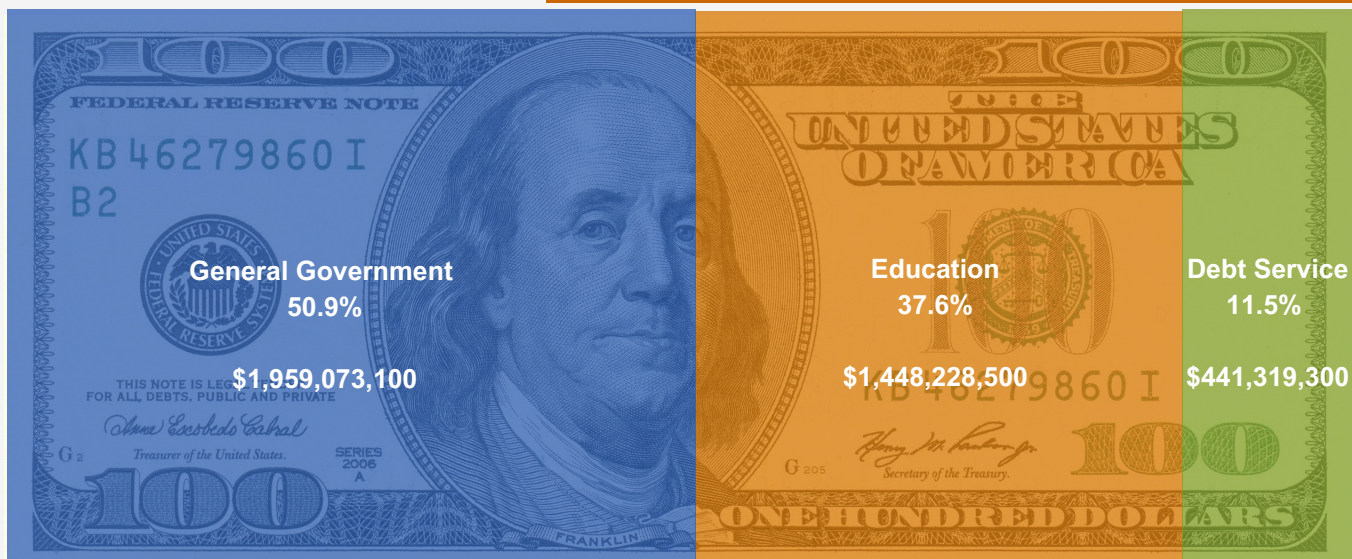
Where the Money Comes From

Revenues



Expenditures

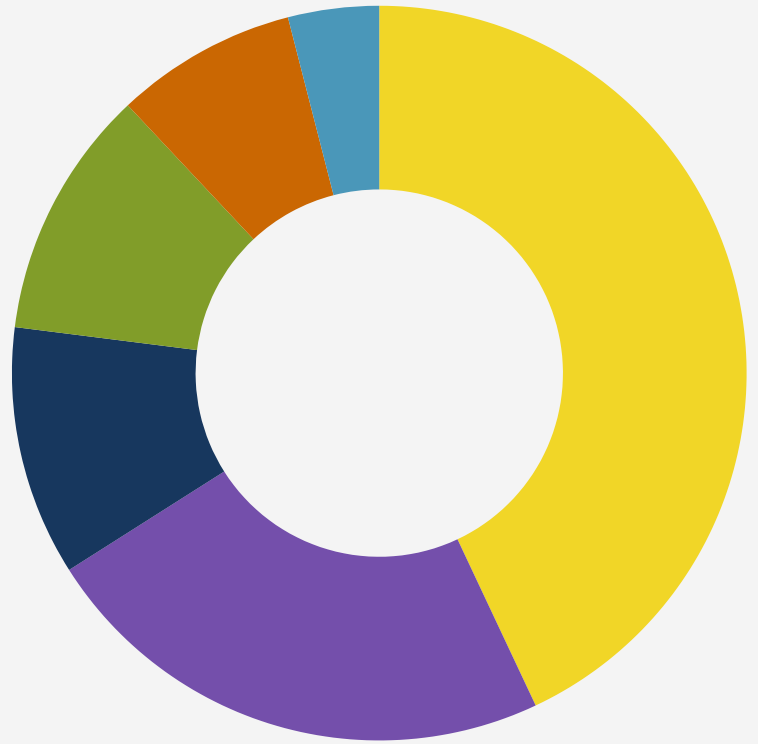
Where the Money Goes



FY 2027 Mayor's Recommended Budget

General Government Operating Funds

	Public Safety & Justice	\$852,927,600	43.54%
	General Government	\$444,011,700	22.66%
	Infrastructure & Transportation	\$212,825,900	10.86%
	Health & Social Services	\$208,189,700	10.63%
	Recreation & Culture	\$167,478,100	8.55%
	Regulation & Inspection	\$73,640,100	3.76%



BY THE NUMBERS

Population

755,228



per capita

\$5,095.97

EDUCATION



↑\$55,870,900

- Inflationary and Contractual Increases
- Restructured Pay Plan for teachers
- Step Increases and Across the Board
- Before and after care school programming
- Support for new school start times
- Recruitment, retention and workplace readiness

EMPLOYEES

↑\$36.8 M

- 1.7% Across the Board
- 2% Merit Eligibility + Steps
- Exceeds 3-Year Average Living Wage



For Budget Related Documents and Resources, please visit
Office of Management and Budget's
Citizens Guide to the Metro Budget Website

nashville.gov/departments/finance/management-and-budget/citizens-guide-budget

