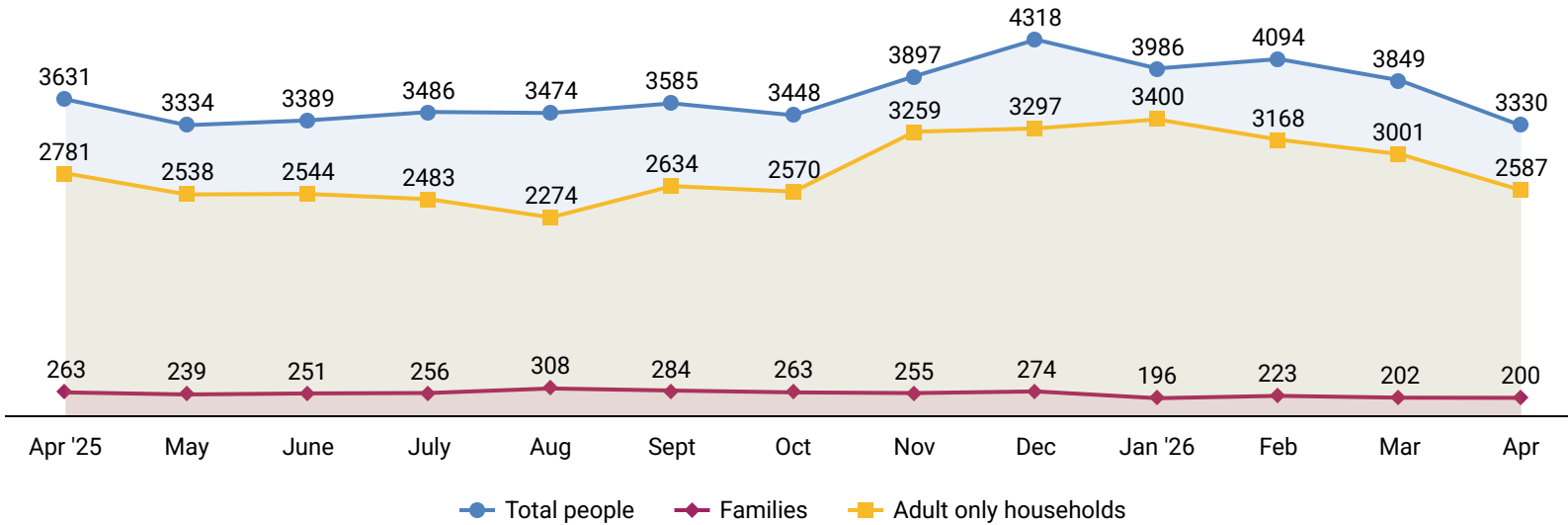


# Nashville Community Homelessness & Housing Data, April 2026

Data Source: The Nashville-Davidson County Homeless Management Information System (HMIS). HMIS is a *shared community database* that collects data on households experiencing homelessness and programs intended to end homelessness. HMIS includes data from **48 participating service providers** in Nashville; including emergency shelters, transitional housing, street outreach, supportive services, and permanent housing programs. The Office of Homeless Services is the HMIS Lead Agency responsible for administering the HMIS and associated reporting.

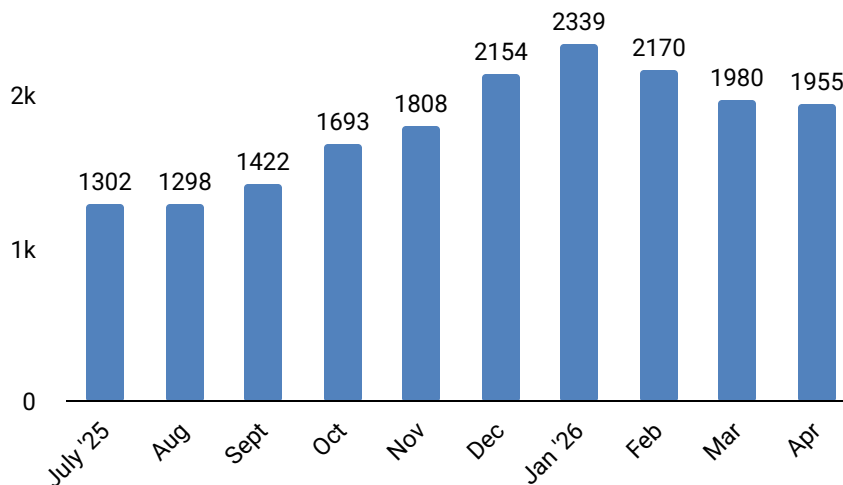
**3,330 people** experienced homelessness in Nashville in **April 2026**. These 3,330 people were in **2,787 households**; **200 families** (including 440 children) and **2,587 adult only households**. Over the past 12 months, **12,806 unique people** have experienced homelessness in Nashville.

Number experiencing homelessness



**Increased Data Collection:** As of November 2024, HMIS includes data from the Nashville Rescue Mission. While our system and community adjusts to this improvement in data collection, the data from these programs will be separated from our regularly reported data. The numbers below reflect the number of people experiencing homelessness served by the Nashville Rescue Mission since June 2025. These numbers cannot be added to the above 3,849 to create an unduplicated total. As we improve data quality and strengthen the connection between HMIS and the Nashville Rescue Mission, we expect to see these numbers increase.

**In April 2026, 1,955 people were served by the Nashville Rescue Mission in HMIS.**

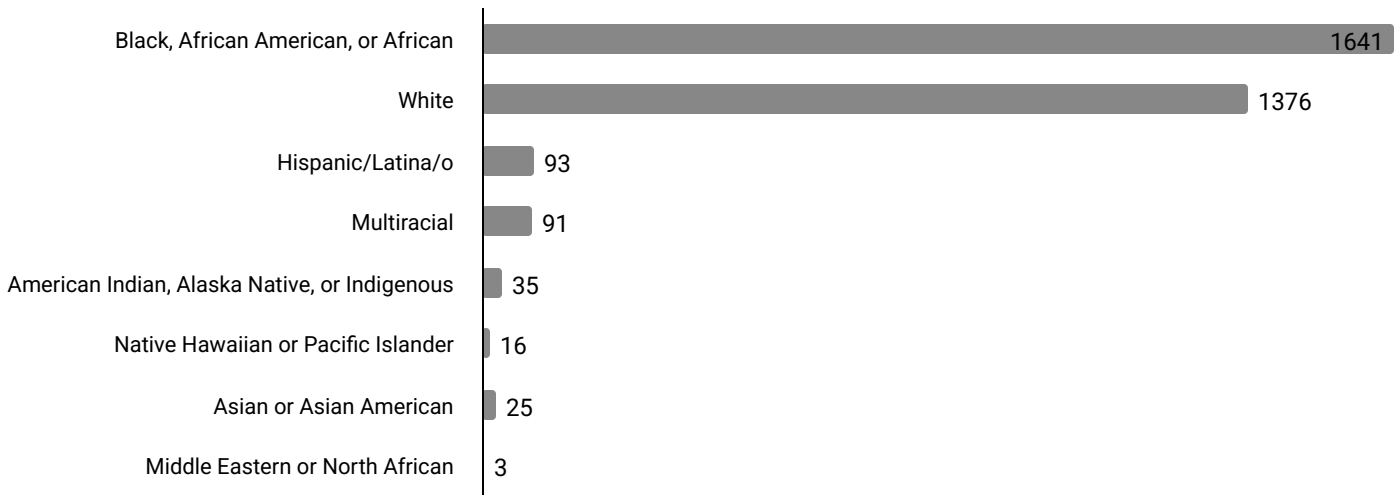


# Nashville Community Homelessness & Housing Data, April 2026

The numbers below reflect the month of **April**. The arrows represent increases or decreases since the month of **March**.

Of the people who experienced homelessness in Nashville in the month of **April**:

- ↑ **263 (8%)** are veterans
- ↑ **228 (7%)** are youth aged 18-24
- ↓ **1,445 (43%)** are experiencing chronic homelessness
- ↓ **705 (21%)** were entered into HMIS this month (211 new and 494 returning). *Being new to HMIS does not necessarily indicate experiencing homelessness for the first time.*

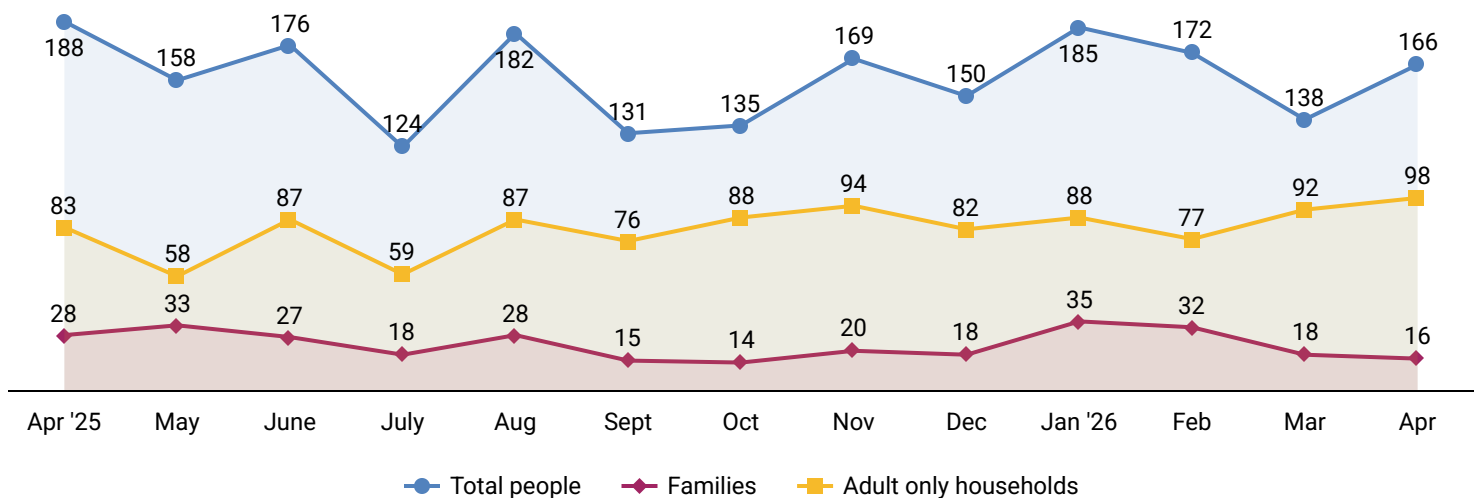


In **April**, **49.3%** of people experiencing homelessness were Black, **41.3%** were White, **2.8%** were Hispanic/Latino, **2.7%** were Multiracial, **1.1%** were American Indian/Alaska Native/Indigenous, **0.5%** were Native Hawaiian or Pacific Islander, **0.8%** were Asian, and **0.1%** were Middle Eastern or North African.

## Housing Data

**166 people** experiencing homelessness were housed in Nashville in **April 2026**. These 166 people were in **114 households**; **16 families** (including 40 children) and **98 adult only households**. Over the past 12 months, **1,886 people** have been housed in Nashville.

Number housed



# Nashville Community Homelessness & Housing Data, April 2026

Of the people who moved into housing in Nashville in the month of **April**:

**26 (16%)** are veterans



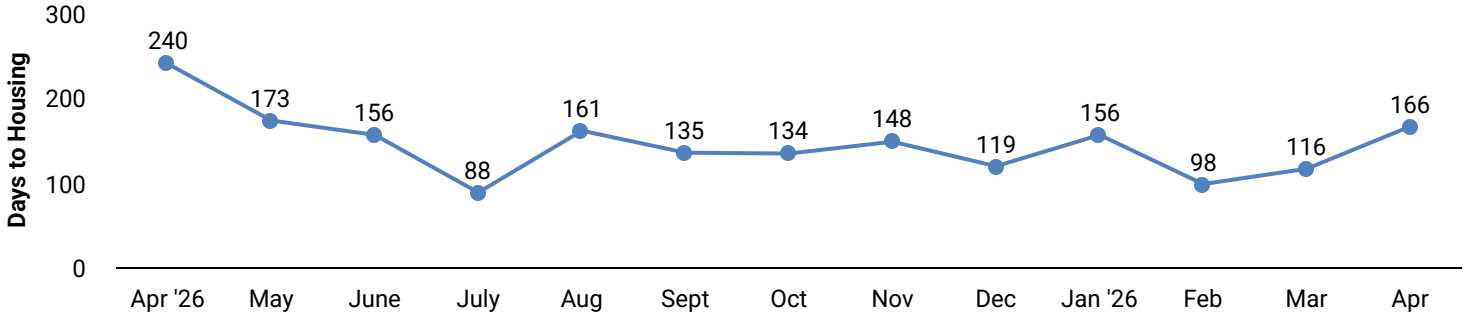
**15 (9%)** are youth aged 18-24



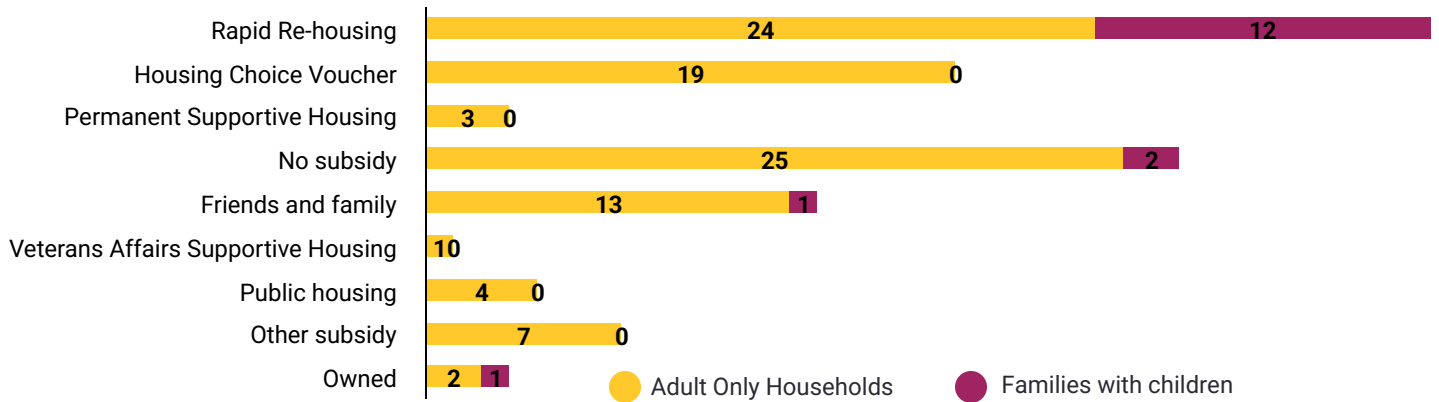
**49 (30%)** were experiencing chronic homelessness



The average length of time from HMIS entry to permanent housing in April was **166 days**.

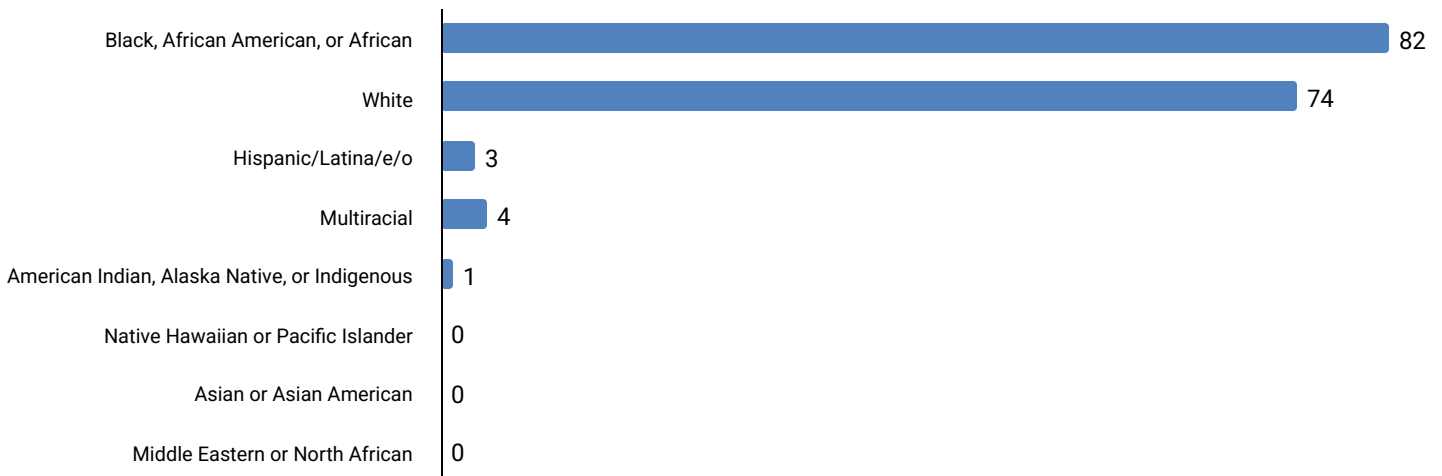


**Number of housing exits by destination (households)**



**36 households** were housed with rapid re-housing subsidies in **April**, followed by **27 households** who were housed with no subsidy, and **19 households** who were housed with Housing Choice Vouchers.

The top agencies who housed the most households in **April** were: **Operation Stand Down** (21), **Room In The Inn** (10), and **Nashville Rescue Mission** (10).



Of the people who were permanently housed in **April**, **49.4%** were Black, **44.6%** were White, **1.8%** were Hispanic/Latino, **2.4%** were Multiracial, **0.6%** were American Indian/Alaska Native/Indigenous, **0%** were Native Hawaiian or Pacific Islander, **0.0%** were Asian, and **0%** were Middle Eastern or North African.