Treasurer's Quarterly Report to Metro. Council

04/01/26 - 06/30/26

Seth Pilkington

Metropolitan Treasurer

Jenneen Reed

Director of Finance

Contents

Current Debt Status

Debt Service

Debt Projections

Current Debt Status

General Obligation Debt

Water and Sewer Revenue Debt

Convention Center Authority Debt

Sports Authority Debt

General Obligation Debt

	Principal	Interest	Total
GO Debt at 04/01/2026	$ 4,061,960,000	$ 1,395,324,863	$ 5,457,284,863
2026D Partial Refunding of Series 2016, Series 2017, Series 2018, Series 2021B, and Series 2021C	(620,465,000)	(145,278,879)	(765,743,879)
GO Refunding Bonds, Series 2026D	556,660,000	184,708,617	741,368,617
GO Debt Payments		(508,450)	(508,450)
GO Debt at 06/30/2026	$ 3,998,155,000	$ 1,434,246,151	$ 5,432,401,151
State Loans for Schools at 04/01/2026 (1)	$ 3,697,701	$ 2,470,223	$ 6,167,924
State Loan Debt Payments	(713,893)	(545,262)	$ (1,259,155)
Interest Earned	(213,457)	(4,832)	$ (218,289)
State Loans as of 06/30/2026	$ 2,770,351	$ 1,920,130	$ 4,690,481
Total GO Bonded Debt at 06/30/2026	$ 4,000,925,351	$ 1,436,166,281	$ 5,437,091,632

(1) 2009 and 2010 Qualified School Construction Bonds

Source: Treasury Debt Schedules

GO Commercial Paper

GO Commercial Paper at 04/01/2026	$	-
CP Draw 05/28/2026	$	50,000,000
CP Draw 06/24/2026	$	50,000,000
Total GO Commercial Paper Outstanding at 06/30/2026	$	100,000,000
Commercial Paper Interest Payments [1]	$	-

[1] Commercial paper interest is variable rate

Source: Treasury Debt Schedules

10 Year History of General Obligation Principal Balance

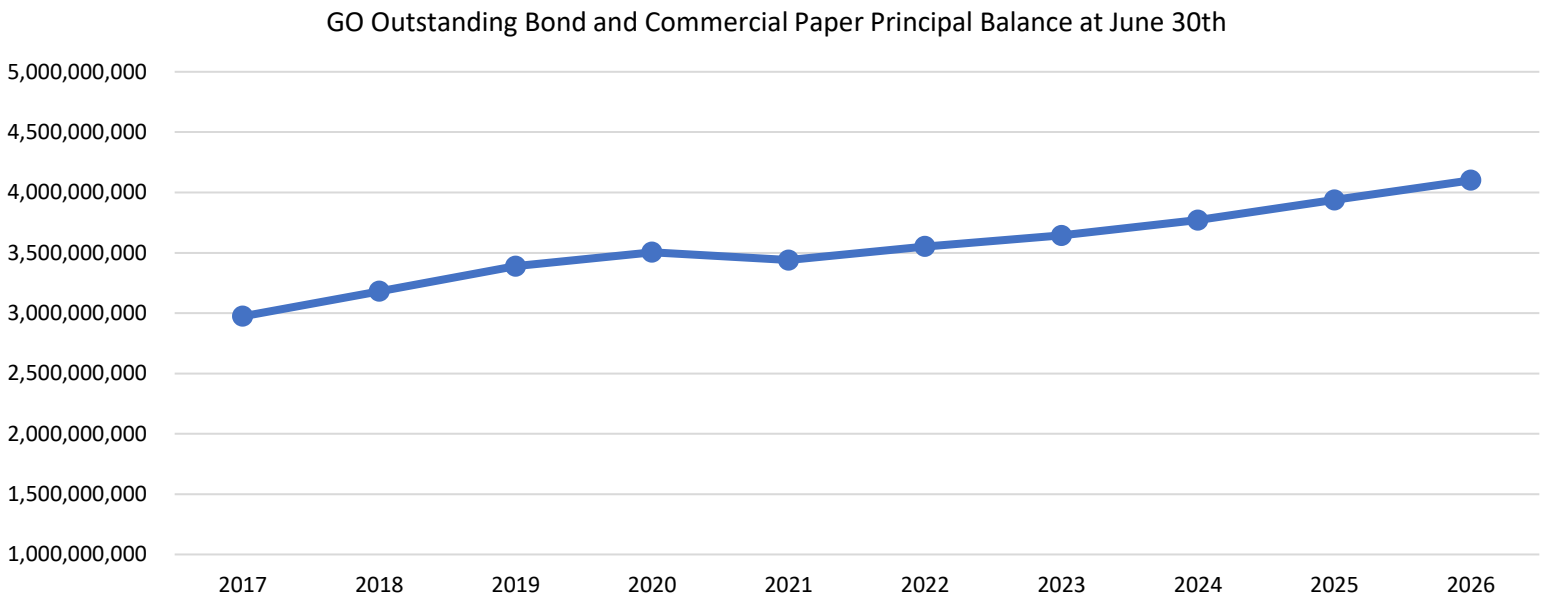

Source: Treasury Debt Schedules

Outstanding Water and Sewer Debt

	Principal	Interest	Total
Water and Sewer Debt at 04/01/2026	$ 1,513,935,000	$ 931,169,517	$ 2,445,104,517
Water and Sewer Debt Payments		$ -	$ -
Water and Sewer Debt at 06/30/2026	$ 1,513,935,000	$ 931,169,517	$ 2,445,104,517
State Revolving Fund at 04/01/2026	$ 38,389,227	$ 3,488,163	$ 41,877,390
State Revolving Fund Debt Payments	(464,706)	(88,200)	(552,906)
State Loans as of 06/30/2026	$ 37,924,521	$ 3,399,963	$ 41,324,484
*WIFIA Loan as of 06/30/2026	$ 177,807,085	$ 176,517,900	$ 354,324,985
Total Water and Sewer Debt at 06/30/2026	$ 1,729,666,606	$ 1,111,087,380	$ 2,840,753,986

*Current principal and interest amount outstanding is zero.

Source: Treasury Debt Schedules

Water and Sewer Commercial Paper

	Principal
Water & Sewer Commercial Paper at 04/01/2026	$ 155,000,000
CP Draw 04/23/2026	30,000,000
CP Draw 05/27/2026	30,000,000
CP Draw 06/26/2026	35,000,000
Total W&S Commercial Paper Outstanding at 06/30/2026	$ 250,000,000
Commercial Paper Interest Payments [1]	$ 897,189

[1] Commercial paper interest is variable rate

Source: Treasury Debt Schedules

10 Year History of Water and Sewer Principal Balance

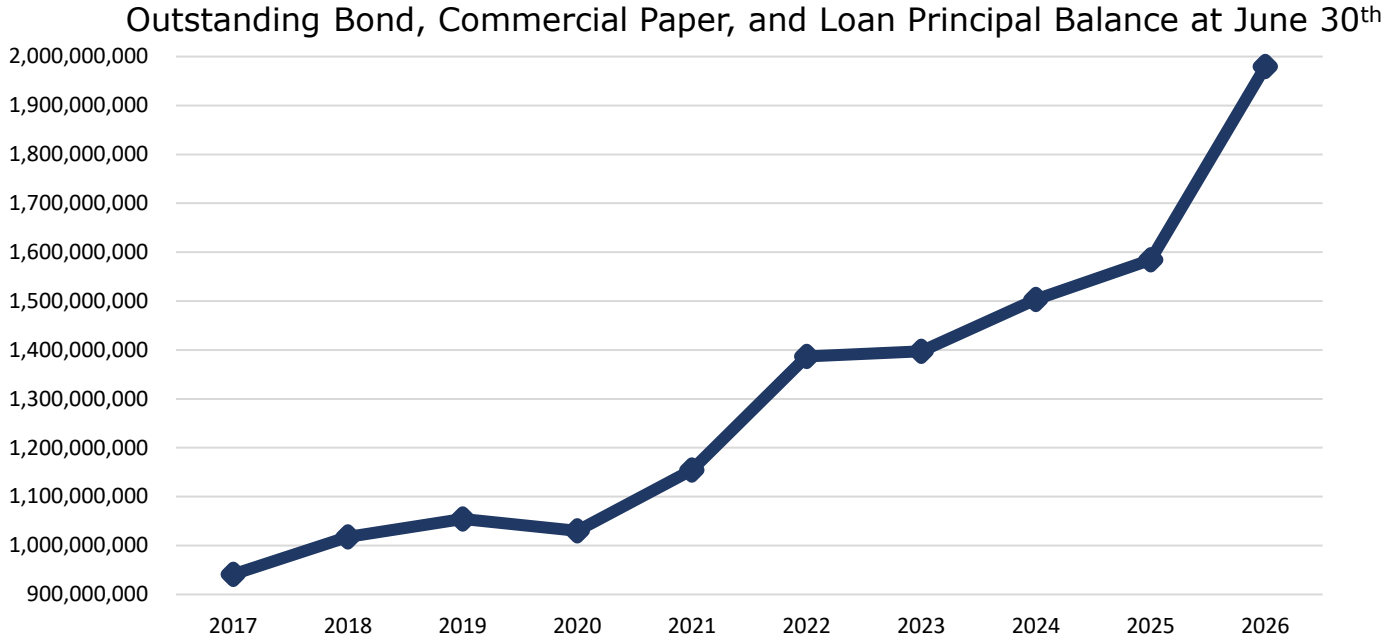

Source: Treasury Debt Schedules

Outstanding Sports Authority Debt

	Principal	Interest	Total
Sports Authority Debt at 04/01/2026	$ 981,455,000	$ 862,351,629	$ 1,843,806,629
Sports Authority Debt Payments	-	-	-
Total Sports Authority Debt at 06/30/2026	$ 981,455,000	$ 862,351,629	$ 1,843,806,629

Source: Treasury Debt Schedules

10 Year History of Sports Authority Principal Balance

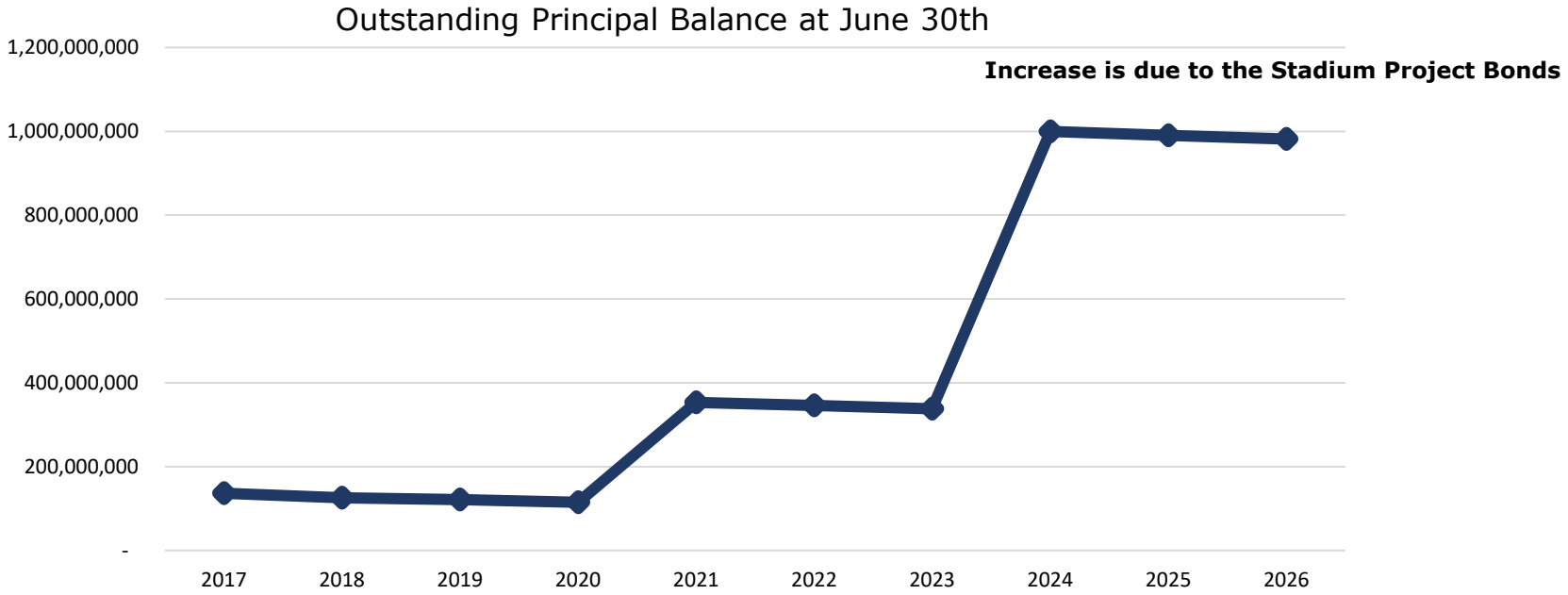

Source: Treasury Debt Schedules

Outstanding Convention Center Debt

	Principal	Interest	Total
Convention Center Debt at 04/01/2026	$ 482,785,000	$ 342,040,346	$ 824,825,346
Convention Center Debt Payments	-	-	-
Total Convention Center Debt at 06/30/2026	$ 482,785,000	$ 342,040,346	$ 824,825,346

Source: Treasury Debt Schedules

10 Year History of Convention Center Principal Balance

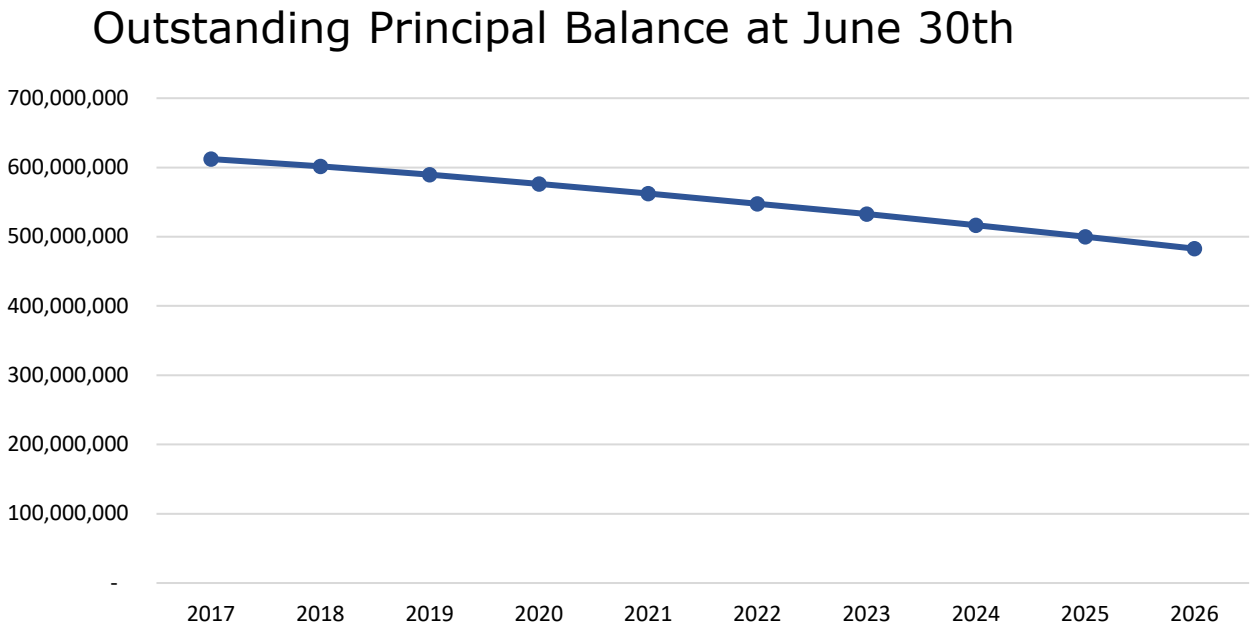

Source: Treasury Debt Schedules

Debt Report

Debt Service

General Obligation Debt Ratios

Fiscal Year	Debt Per Capita	% Debt Service to Total General Expenditures	Debt Service Coverage
2016	3,943	9.20%	1.57
2017	4,410	9.40%	1.43
2018	4,119	10.00%	1.34
2019	4,960	10.50%	1.47
2020	4,546	12.00%	1.87
2021	5,188	11.10%	2.50
2022	4,812	10.80%	2.27
2023	5,350	11.20%	2.63
2024	4,880	10.00%	2.66
2025	5,620	9.80%	2.58
10 Year Average	4,783	10.40%	2.03

Source: 2025 Annual Comprehensive Financial Report

Annual General Obligation Debt Service

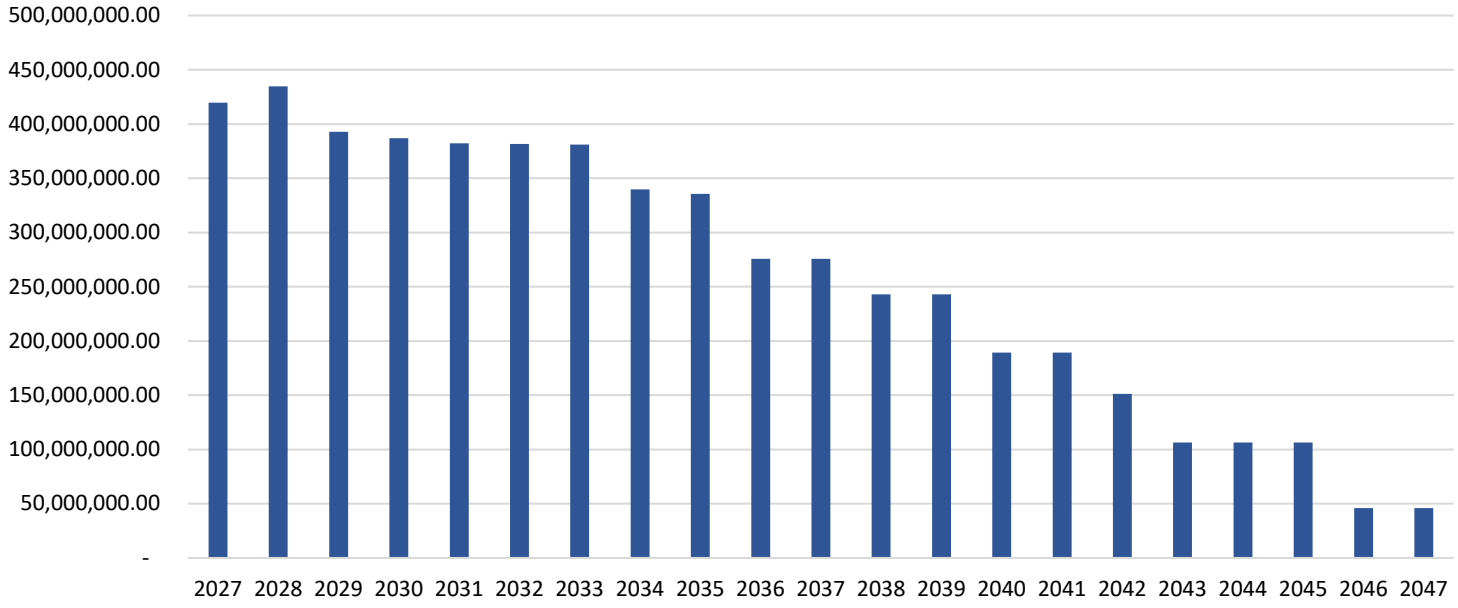

Source: Treasury Debt Schedules

Annual General Obligation Debt Service by Bond Issue

Fiscal Year	2010B BAB Series	2012 QECB Series	2012A DES Refunding Series	2015A Refunding Series	2015B Refunding Series	2016 Refunding Series	2017 Series	2018 Series	2021A Refunding Series	2021B Refunding Series	2021C Series
2027	28,210,730	216,835	4,265,600	3,951,375	7,665,390	1,291,250	29,679,944	46,418,150	3,013,500	57,685,804	36,732,238
2028	38,813,052	6,548,417	3,427,400	-	7,650,303	827,750	29,678,500	46,418,525	-	18,135,442	36,732,238
2029	38,291,837	-	3,416,700	-	4,149,007	33,937,750	29,678,400	46,421,800	-	3,636,987	36,728,488
2030	37,748,127	-	3,416,900	-	4,141,082	-	23,146,400	46,418,575	-	16,312,087	36,728,238
2031	37,184,776	-	3,412,700	-	-	-	28,056,100	28,022,450	-	16,334,579	36,728,238
2032	36,599,506	-	3,409,000	-	-	-	11,467,600	24,050,575	-	35,509,528	36,730,838
2033	35,994,889	-	3,399,625	-	-	-	10,969,500	30,677,200	-	35,386,771	31,202,638
2034	35,363,500	-	3,397,875	-	-	-	18,840,700	22,480,200	-	14,122,427	36,201,688
2035	34,707,913	-	-	-	-	-	20,711,100	15,312,700	-	18,478,553	33,907,938
2036	-	-	-	-	-	-	-	32,647,600	-	-	24,334,988
2037	-	-	-	-	-	-	-	28,077,600	-	-	2,881,000
2038	-	-	-	-	-	-	-	53,819,300	-	-	37,831,000
2039	-	-	-	-	-	-	-	53,815,200	-	-	37,832,000
2040	-	-	-	-	-	-	-	-	-	-	37,829,000
2041	-	-	-	-	-	-	-	-	-	-	37,831,800
2042	-	-	-	-	-	-	-	-	-	-	-
2043	-	-	-	-	-	-	-	-	-	-	-
2044	-	-	-	-	-	-	-	-	-	-	-
2045	-	-	-	-	-	-	-	-	-	-	-
2046	-	-	-	-	-	-	-	-	-	-	
2047	-	-	-	-	-	-	-	-	-	-	
Total	**322,914,330**	**6,765,252**	**28,145,800**	**3,951,375**	**23,605,782**	**36,056,750**	**202,228,244**	**474,579,875**	**3,013,500**	**215,602,178**	**500,232,330**

Source: Treasury Debt Schedules

Annual General Obligation Debt Service by Bond Issue (Continued)

Fiscal Year	2022A Series	2022B Series	2024A Series	2024B Series	2024C Series	2025 Series	2026A Series	2026B Series	2026C Series	2026D Series	Total All Bonds
2027	24,165,650	20,695,700	37,520,750	9,011,400	14,060,950	21,235,796	8,349,667	6,205,064	8,060,543	51,350,866	419,787,201
2028	24,165,650	20,697,100	37,521,000	9,011,400	14,060,950	21,274,323	28,575,000	7,546,700	9,803,363	73,861,000	434,748,113
2029	24,164,050	20,696,100	37,522,750	9,011,400	14,060,950	21,280,214	28,574,000	7,546,700	9,803,363	23,907,250	392,827,746
2030	24,166,850	20,697,100	37,522,750	9,011,400	14,060,950	-	28,572,000	7,546,700	9,803,363	67,517,250	386,809,771
2031	24,163,350	20,694,300	37,522,750	9,011,400	14,060,950	-	28,571,750	7,546,700	9,803,363	80,986,750	382,100,156
2032	24,165,100	20,697,100	37,524,250	9,011,400	14,060,950	-	28,575,750	7,546,700	9,803,363	82,373,750	381,525,409
2033	24,164,100	20,694,500	37,523,500	9,011,400	14,060,950	-	28,576,250	7,546,700	9,803,363	81,898,250	380,909,636
2034	24,163,350	20,695,900	37,521,750	9,011,400	14,060,950	-	28,575,750	7,546,700	9,803,363	57,887,500	339,673,053
2035	24,162,600	20,695,300	-	46,531,400	14,060,950	-	28,571,500	7,546,700	9,803,363	61,126,500	335,616,517
2036	24,166,400	20,696,900	-	46,535,400	14,060,950	-	28,575,750	7,546,700	9,803,363	67,219,500	275,587,550
2037	24,166,800	20,695,400	-	46,535,400	14,060,950	-		36,121,700	9,803,363	93,240,000	275,582,212
2038	24,162,800	20,695,400	-	46,530,600	14,060,950	-		36,117,950	9,803,363		243,021,363
2039	24,163,400	20,695,000	-	46,534,800	14,060,950	-		36,117,950	9,803,363		243,022,663
2040	24,162,200	20,697,400	-	-	60,595,950	-		36,117,950	9,803,363		189,205,863
2041	24,163,000	20,696,400	-	-	60,594,200	-		36,119,200	9,803,363		189,207,963
2042	24,164,400	20,696,000	-	-	60,591,200	-			45,923,363		151,374,963
2043	-	-	-	-	60,596,200	-			45,923,563		106,519,763
2044	-	-	-	-	60,591,400	-			45,925,963		106,517,363
2045	-	-	-	-	60,595,600	-			45,923,162		106,518,762
2046									45,922,963		45,922,963
2047									45,922,125		45,922,125
Total	**386,629,700**	**331,135,600**	**300,179,500**	**304,758,800**	**546,356,900**	**63,790,333**	**265,517,417**	**254,720,114**	**420,848,755**	**741,368,616**	**5,432,401,151**

Source: Treasury Debt Schedules

Total General Obligation Debt Service as a Percentage of Operating Budget

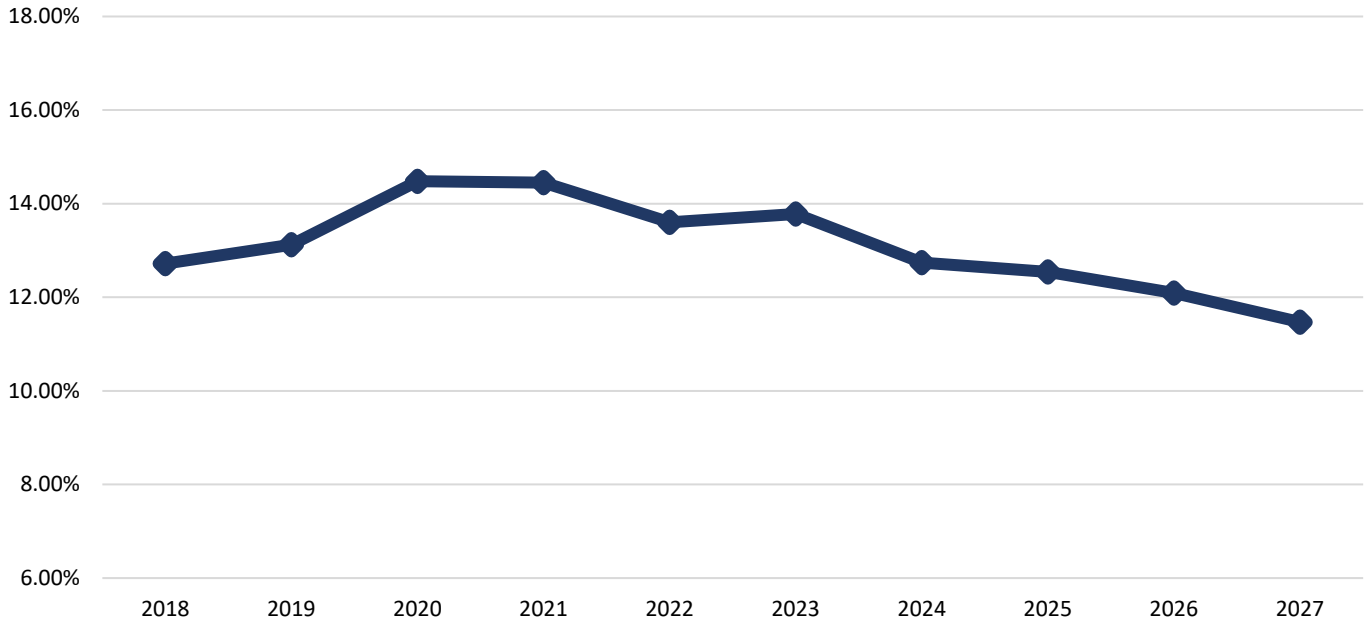

Source: Treasury Debt Schedules

Debt Projections

GO Authorized/Un-Bonded Debt

Approved Capital Spending Plans Authorizing the Issuance of General Obligation Bonds

Prior Approved Capital Spending	$	6,754,368,094
Total Prior Bonds Issued	$	(4,928,175,000)
Total Authorized/Un-Bonded Debt at 06/30/2026	$	1,826,193,094

These amounts include all authorized & de-authorized capital spending plans and bonds issued since 2009

Source: Treasury Debt Schedules

Water & Sewer Authorized/Un-Bonded Debt

Approved Capital Spending Plans Authorizing the Issuance of Water and Sewer Bonds

Prior Approved Capital Spending	$	2,315,000,000
Total Prior Bonds Issued		(1,936,945,000)
Total Authorized/Un-Bonded Debt at 06/30/2026		378,055,000

These amounts include all authorized & de-authorized capital spending plans and bonds issued since 2009

Source: Treasury Debt Schedules

Commercial Paper

Commercial paper is used as a form of bond anticipation notes

Notes are issued as needed not to exceed authorized limits

Funds can only be spent on projects previously approved in capital spending plans

Provides lower cost interim financing until long-term bonds are issued

Only a financing method – not additional spending authority

Commercial Paper (Continued)

Interest rates on commercial paper notes ranged from 2.48% to 2.85% for new issues and rolls during the quarter

As of June 30, 2026 outstanding GO CP is $100 million

As of June 30, 2026 outstanding W&S CP is $250 million

Projecting GO Bond Issue in Summer of 2027 to take out $650 million of commercial paper

Projecting GO Bond Issue in Fall of 2028 to take out $650 million of commercial paper

Projecting GO Bond Issue in Fall of 2029 to take out $525 million of commercial paper

*Projection of bond issues based on historical commercial paper spending and does not contemplate CSP

Future Debt Service to Fund Existing Authorizations

Period Ending	Existing Debt Service (1)	Projected GO Bonds Series 2027 (2)	Projected GO Bonds Series 2028 (2)	Projected GO Bonds Series 2029 (2)	Aggregate Debt Service
6/30/2027	421,079,086	-	-	-	421,079,086
6/30/2028	430,426,759	17,712,900	-	-	448,139,659
6/30/2029	389,092,623	51,475,800	14,774,625	-	455,343,048
6/30/2030	383,592,402	51,477,800	51,524,100	9,558,600	496,152,902
6/30/2031	379,420,223	51,476,900	51,525,200	41,665,800	524,088,123
6/30/2032	379,403,350	51,474,800	51,523,400	41,666,400	524,067,950
6/30/2033	379,366,689	51,477,900	51,525,400	41,670,200	524,040,189
6/30/2034	338,731,256	51,477,000	51,527,300	41,669,200	483,404,756
6/30/2035	335,298,707	51,478,200	51,525,200	41,670,700	479,972,807
6/30/2036	275,587,550	51,477,000	51,525,200	41,666,400	420,256,150
6/30/2037	275,582,213	51,473,900	51,522,800	41,668,300	420,247,213
6/30/2038	243,021,363	51,474,100	51,523,500	41,667,500	387,686,463
6/30/2039	243,022,663	51,477,200	51,527,200	41,670,400	387,697,463
6/30/2040	189,205,863	51,477,500	51,523,500	41,667,800	333,874,663
6/30/2041	189,207,963	51,474,300	51,527,300	41,665,800	333,875,363
6/30/2042	151,374,963	51,476,600	51,527,300	41,669,900	296,048,763
6/30/2043	106,519,763	51,477,500	51,522,500	41,670,000	251,189,763
6/30/2044	106,517,363	51,475,100	51,526,600	41,666,300	251,185,363
6/30/2045	106,518,763	51,477,200	51,522,100	41,668,700	251,186,763
6/30/2046	45,922,963	51,475,700	51,522,100	41,666,200	190,586,963
6/30/2047	45,922,125	51,477,500	51,523,500	41,668,100	190,591,225
6/30/2048	-	51,473,600	51,522,900	41,667,800	144,664,300
6/30/2049	-	-	51,526,600	41,668,700	93,195,300
6/30/2050	-	-	-	41,668,600	41,668,600
	$ 5,414,814,645	$ 1,047,238,500	$ 1,045,268,325	$ 842,921,400	$ 8,719,257,854

(1) Reflects full FY 2027 debt service.
(2) Assumes the Series 2027 Bonds, Series 2028, and Series 2029 are sold at current market rates plus 100 bps.

Source: Hilltop Securities

Future Debt Service to Fund Existing Authorizations (Cont.)

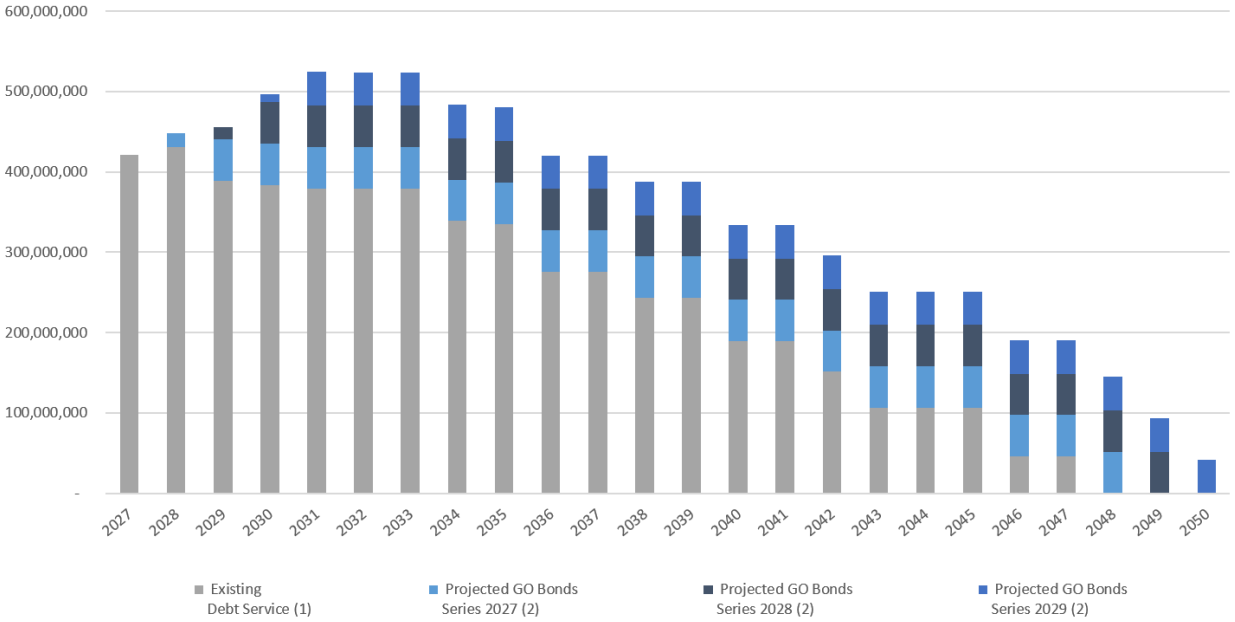

(1) Reflects full FY 2027 debt service.
(2) Assumes the Series 2027 Bonds, Series 2028, and Series 2029 are sold at current market rates plus 100 bps.

Metropolitan Government of Nashville and Davidson County
Quarterly Financial Updates
Inception through June 2026
General Obligation Capital Projects

Department Description	Business Unit Description	Fund #	Business Unit / Job #	Project Approval Date	Fund Description	Budget	Period Actual Amount	YTD Actual	Inception to Date Actual	Encumbrnc Amount	Remaining Balance	Notes
Administrative	ADM GSD Contingency CF to FY10	40009	01401010	6/10/2009	GSD FY10 Capital Projects Fund	169,187	0	0	169,187	0	0	
Administrative	ADM GSD Cap Recall Contingency	40009	01401210	6/10/2009	GSD FY10 Capital Projects Fund	0	0	0	0	0	0	
Administrative	x-ADM ADA Compliance Projects	40009	01403010	6/10/2009	GSD FY10 Capital Projects Fund	1,090,331	0	0	1,090,331	0	0	
Administrative	x-ADM CJC Renovation	40009	01405010	6/10/2009	GSD FY10 Capital Projects Fund	2,086,643	0	0	1,586,643	0	500,000	
Administrative	x-ADM Energy RetroFit Projects	40009	01406010	6/10/2009	GSD FY10 Capital Projects Fund	1,920,144	0	0	1,920,144	0	0	
Administrative	x-ADM AABirch Closeout	40009	01407010	6/10/2009	GSD FY10 Capital Projects Fund	1,358,477	0	0	1,358,477	0	0	
Administrative	x-ADM City Hall Closeout	40009	01408010	6/10/2009	GSD FY10 Capital Projects Fund	9,510	0	0	9,510	0	0	
Administrative	ADM Major Maint Facilities	40009	01409010	6/10/2009	GSD FY10 Capital Projects Fund	701,381	0	0	701,381	0	0	
Administrative	x-ADM Fulton CF to FY10	40009	01410010	6/10/2009	GSD FY10 Capital Projects Fund	25,553,119	0	0	25,553,119	0	0	
Administrative	ADM Metro Southeast	40009	01411010	6/10/2009	GSD FY10 Capital Projects Fund	768,643	0	0	768,643	0	0	
Administrative	x-ADM Temp Train E911	40009	01413010	6/10/2009	GSD FY10 Capital Projects Fund	548,642	0	0	548,642	0	0	
Administrative	x-ADM Courthouse Closeout	40009	01414010	6/10/2009	GSD FY10 Capital Projects Fund	248,637	0	0	248,637	0	0	
Administrative	x-ADM Relocation Costs	40009	01415010	6/10/2009	GSD FY10 Capital Projects Fund	1,560	0	0	1,560	0	0	
Administrative	x-ADM Roofing Projects	40009	01416010	6/10/2009	GSD FY10 Capital Projects Fund	2,289,775	0	0	2,289,775	0	0	
Administrative	x-ADM Fulton Addi Infrast FY10	40009	01418010	6/10/2009	GSD FY10 Capital Projects Fund	1,050,000	0	0	1,050,000	0	0	
Administrative	ADM GSD Contingency CF to FY11	40011	01401011	9/27/2010	GSD FY11 Capital Projects Fund	0	0	0	0	0	0	
Administrative	ADM GSD Cap Recall Contingency	40011	01401211	9/27/2010	GSD FY11 Capital Projects Fund	0	0	0	0	0	0	
Administrative	x-ADM Peterbilt Projects	40011	01410011	9/27/2010	GSD FY11 Capital Projects Fund	16,000,000	0	0	16,000,000	0	0	
Administrative	x-ADM Hickory Hollow Projects	40011	01411011	9/27/2010	GSD FY11 Capital Projects Fund	17,997,991	0	0	17,997,991	0	0	
Administrative	ADM Admin projects Recall	40011	01412011	9/27/2010	GSD FY11 Capital Projects Fund	121,120	0	(4,179)	116,941	0	4,179	
Administrative	ADM GSD FY13 Cap Contingency	40013	01401013	6/19/2012	GSD FY13 Capital Projects Fund	0	0	0	0	0	0	
Administrative	x-ADM Deferred Maint EvalRecall	40013	01401313	6/19/2012	GSD FY13 Capital Projects Fund	77,000	0	0	77,000	0	0	
Administrative	x-ADM EconDev CapitolViewRecall	40013	01401413	6/19/2012	GSD FY13 Capital Projects Fund	724,416	0	0	724,417	0	(1)	
Administrative	ADM GSD FY14 Cap Contingency	40014	01401014	6/12/2013	GSD FY14 Capital Projects	0	0	0	0	0	0	
Administrative	ADM GSD Cap Recall Contingency	40014	01401214	6/12/2013	GSD FY14 Capital Projects	(251)	0	0	(251)	0	0	
Administrative	ADM GSD FY15 Cap Contingency	40015	01401015	6/18/2014	GSD FY15 Capital Projects	0	0	0	0	0	0	
Administrative	ADM GSD FY16 Cap Contingency	40016	01401016	6/10/2015	GSD FY16 Capital Projects	1,481,524	0	0	0	0	1,481,524	
Administrative	ADM GSD Cap Recall Contingency	40016	01401216	6/10/2015	GSD FY16 Capital Projects	0	0	0	0	0	0	
Administrative	x-ADM Nash State Comm Donelson	40016	01405016	6/10/2015	GSD FY16 Capital Projects	1,000,000	0	0	1,000,000	0	0	
Administrative	ADM Nash State Comm Madison	40016	01406016	6/10/2015	GSD FY16 Capital Projects	1,000,000	0	0	1,000,000	0	0	
Administrative	ADM GSD FY17 Cap Contingency	40017	1.001E+09	6/22/2016	GSD FY17 Capital Projects	0	0	0	0	0	0	
Administrative	ADM GSD FY17 Cap Contingency	40018	1.001E+09	6/14/2017	GSD FY18 Capital Projects	0	0	0	0	0	0	
Administrative	ADM GSD FY18 Cap Contingency	40018	1.001E+09	6/14/2017	GSD FY18 Capital Projects	0	0	0	0	0	0	
Administrative	ADM GSD Cap Recall Contingency	40018	1.001E+09	3/3/2021	GSD FY18 Capital Projects	0	0	0	0	0	0	
Administrative	ADM Affordable Housing	40018	1.001E+09	6/10/2009	GSD FY18 Capital Projects	25,292,000	0	0	25,292,000	0	0	
Administrative	ADM GSD FY21 Cap Contingency	40021	1.001E+09	3/3/2021	GSD FY21 Cap Projs RS2021-757	1,253,900	0	0	0	0	1,253,900	
Administrative	ADM GSD FY22 Capt Proj Contingency	40022	1001401022	12/8/2021	GSD FY22 Cap Projs RS2021-120	4,894,500	0	0	0	0	4,894,500	
Administrative	ADM GSD FY23 Capt Proj Contingency	40023	1001400023	2/21/2023	GSD FY23 Cap Projs RS2023-197	15,520,200	0	0	0	0	15,520,200	
Administrative	ADM Participatory Budget / N Nashvlle	40023	1001401023	2/21/2023	GSD FY23 Cap Projs RS2023-197	232,000	0	0	0	0	232,000	

Metropolitan Government of Nashville and Davidson County
Quarterly Financial Updates
Inception through June 2026
General Obligation Capital Projects

Department Description	Business Unit Description	Fund #	Business Unit / Job #	Project Approval Date	Fund Description	Budget	Period Actual Amount	YTD Actual	Inception to Date Actual	Encumbrnc Amount	Remaining Balance	Notes
Administrative	ADM GSD FY24 Capt Proj Contingency	40024	1001401024	2/21/2024	GSD FY24 Cap Projs RS2024-194	11,594,500	0	0	0	0	11,594,500	
Administrative	ADM GSD FY25 Cap Contingency	40025	1001400025	12/17/2024	GSD FY25 Cap Projs RS2024-882	8,840,500	0	0	0	0	8,840,500	
Administrative	ADM GSD FY25 Cap Contingency	40026	1001400026	12/16/2025	GSD FY25 Cap Projs RS2025-166	12,364,000	0	0	0	0	12,364,000	
Administrative	ADM EconDev CapitolView-Recall	40109	1.001E+09	2/12/2013	GSD FY10 Self-funding Cap Proj	1,346,982	0	0	786,340	0	560,642	
Administrative	x-ADM Cap Proj Nash State Comm	40111	1.001E+09	2/12/2013	X-GSD Cap Proj Nash St CommCc	1,000,000	0	0	1,000,000	0	0	
Administrative	ADM GSD FY13B CapContingency	40113	1.001E+09	2/12/2013	GSD FY13B Capital Projects	0	0	0	0	0	0	
Administrative	ADM EconDev CapitolView-Recall	40113	1.001E+09	11/22/2017	GSD FY13B Capital Projects	1,145,160	0	0	1,145,160	0	0	
Administrative	ADM GSD Bridge Planning	40113	1.001E+09	10/22/2018	GSD FY13B Capital Projects	200,000	0	0	185,175	0	14,825	
Administrative	ADM GSD FY18B Cap Contingency	40118	1.001E+09	6/10/2009	GSD FY18B Capital Projects	163,125	0	0	0	0	163,125	
Administrative	ADM GSD FY19B Cap Contingency	40119	1.001E+09	6/10/2009	GSD FY19B Capital Projects	0	0	0	0	0	0	
Administrative	ADM GSD FY22B Cap Contingency	40122	1001401122	3/25/2022	GSD FY22B Capital Projects	2,000,000	0	0	0	0	2,000,000	
Administrative	x-ADM Deferred Maint EvalRecall	40209	1.001E+09	3/18/2020	GSD FY10 Non-BAB Capital Projs	63,081	0	0	63,081	0	0	
Administrative	x-ADM Relocation Costs	40209	1.001E+09	6/10/2009	GSD FY10 Non-BAB Capital Projs	91,524	0	0	91,524	0	0	
Administrative	ADM GSD FY20B Cap Proj Contingency	40220	1.001E+09	6/10/2009	GSD FY20B Cap Projs RS2020-21	3,591,670	0	0	0	0	3,591,670	
Administrative	ADM GSD S/F Cap Recall Conting	40401	1.001E+09	9/27/2010	GSD GSR FY10 SF 800 MHzUpgra	152,131	0	0	0	0	152,131	
Administrative	ADM USD Contingency CF to FY11	48011	1.001E+09	2/12/2013	USD FY11 Capital Projects Fund	6,879	0	0	6,879	0	0	
	ADMINISTRATIVE TOTALS					**165,950,002**	**0**	**(4,179)**	**102,782,307**	**0**	**63,167,695**	
Election Comm	x-ELE Votor Reg Systems	40009	1.005E+09	6/10/2009	GSD FY10 Capital Projects Fund	42,375	0	0	42,375	0	0	
Election Comm	ELE Voting Machine Replacement	40119	1.005E+09	6/10/2009	GSD FY19B Capital Projects	3,000,000	0	0	1,499,845	0	1,500,155	
	ELECTION COMMISSION TOTALS					**3,042,375**	**0**	**0**	**1,542,220**	**0**	**1,500,155**	
Planning Comm	PLA Neighbrhd Planning & Infrstr Studies	40021	1.007E+09	3/3/2021	GSD FY21 Cap Projs RS2021-757	900,000	0	81,718	392,951	51,618	455,431	
Planning Comm	PLA EastBk Planning-OpenSpace&Infr S	40021	1.007E+09	3/3/2021	GSD FY21 Cap Projs RS2021-757	538,000	0	0	538,000	0	0	
Planning Comm	PLA Nghbrhood Plan'g & Infrastrctr Stud	40022	1007401022	12/8/2021	GSD FY22 Cap Projs RS2021-120	2,000,000	(100,098)	16,459	1,490,413	361,044	148,543	
Planning Comm	PLA 1st Ave, 2nd Ave & Riverfront Park	40022	1007402022	12/8/2021	GSD FY22 Cap Projs RS2021-120	20,000,000	0	0	20,000,000	0	0	
Planning Comm	PLA Global Mall - Infrastrctr Coordntn	40022	1007403022	12/8/2021	GSD FY22 Cap Projs RS2021-120	1,000,000	0	0	593,505	680	405,815	
Planning Comm	PLA East Bnk Infr Prgm Mgmt / Coord	40023	1007401023	2/21/2023	GSD FY23 Cap Projs RS2023-197	3,958,226	(33,846)	688,885	3,958,226	33,846	(33,846)	*
Planning Comm	PLA Neighbrhd Planning & Infrstr Study	40023	1007402023	2/21/2023	GSD FY23 Cap Projs RS2023-197	1,000,000	0	64,359	582,661	30,000	387,339	
Planning Comm	PLA UrbanCore Multimdl & Corr Plan	40023	1007403023	2/21/2023	GSD FY23 Cap Projs RS2023-197	500,000	104,875	407,178	504,891	0	(4,891)	**
Planning Comm	PLA Plan&Design-Multipurp Bldgs/Surplu	40023	1007404023	2/21/2023	GSD FY23 Cap Projs RS2023-197	500,000	(13,727)	(9,501)	264,039	54,452	181,509	
Planning Comm	PLA East Bnk Infr Prgm Mgmt / Coord	40024	1007401024	2/21/2024	GSD FY24 Cap Projs RS2024-194	190,648	0	148,195	190,648	0	0	
Planning Comm	PLA Plan&Design-Multipurp Bldgs/Surplu	40024	1007402024	2/21/2024	GSD FY24 Cap Projs RS2024-194	2,000,000	9,332	68,423	68,423	1,861,727	69,850	
Planning Comm	PLA East Bank InfrstrcPrgm Mgmt/Coord	40025	1007401025	12/17/2024	GSD FY25 Cap Projs RS2024-882	997,745	(203,958)	997,745	997,745	203,958	(203,958)	
Planning Comm	PLA Neighbrhd Plan & Infrastrctr Study	40025	1007402025	12/17/2024	GSD FY25 Cap Projs RS2024-882	1,000,000	0	0	0	0	1,000,000	
	PLANNING COMMISSION TOTALS					**34,584,619**	**(237,422)**	**2,463,461**	**29,581,502**	**2,597,325**	**2,405,792**	
				*** Overage due to Encumbrances. Negative Balance will Clear as Actual Payments are Made or Encumbrances are Cancelled.**								

Metropolitan Government of Nashville and Davidson County
Quarterly Financial Updates
Inception through June 2026
General Obligation Capital Projects

Department Description	Business Unit Description	Fund #	Business Unit / Job #	Project Approval Date	Fund Description	Budget	Period Actual Amount	YTD Actual	Inception to Date Actual	Encumbrnc Amount	Remaining Balance	Notes
				** Overage due to Mis-Applied Payment and is in the Process of Being Corrected.								
General Services	x-GSR Fleet Management	40009	1.01E+09	6/10/2009	GSD FY10 Capital Projects Fund	161,826	0	0	161,826	0	0	
General Services	x-GSR Storm Sirens	40009	1.01E+09	6/10/2009	GSD FY10 Capital Projects Fund	92,549	0	0	92,549	0	0	
General Services	x-GSR Howard Office Bldg FF&E	40011	1.01E+09	9/27/2010	GSD FY11 Capital Projects Fund	3,000,000	0	0	3,000,000	0	0	
General Services	x-GSR Clifford Allen Renovation	40011	1.01E+09	9/27/2010	GSD FY11 Capital Projects Fund	2,206,779	0	0	2,206,779	0	0	
General Services	GSR Misc Building Improvements	40011	1.01E+09	9/27/2010	GSD FY11 Capital Projects Fund	4,750,000	0	0	4,750,000	0	0	
General Services	x-GSRHighland Heights Renovatio	40011	1.01E+09	9/27/2010	GSD FY11 Capital Projects Fund	10,000,000	0	0	10,000,000	0	0	
General Services	x-GSR North Nash Infrastructure	40011	1.01E+09	9/27/2010	GSD FY11 Capital Projects Fund	3,680,000	0	0	3,680,000	0	0	
General Services	x-GSRMisc Building Improvements	40013	1.01E+09	6/19/2012	GSD FY13 Capital Projects Fund	12,125,000	0	0	12,125,000	0	0	
General Services	x-GSR Upgrd Weather WarningSyst	40013	1.01E+09	6/19/2012	GSD FY13 Capital Projects Fund	1,997,505	0	0	1,997,505	0	0	
General Services	x-GSR Infrastructure	40013	1.01E+09	6/19/2012	GSD FY13 Capital Projects Fund	472,613	0	0	472,613	0	0	
General Services	GSR Misc Building Improvements	40014	1.01E+09	6/12/2013	GSD FY14 Capital Projects	19,823,652	0	0	19,823,652	0	0	
General Services	GSR One Stop Permit Center	40014	1.01E+09	6/12/2013	GSD FY14 Capital Projects	2,615,941	0	0	2,615,941	0	0	
General Services	x-GSR Initial Planning New ECC	40014	1.01E+09	6/12/2013	GSD FY14 Capital Projects	200,000	0	0	200,000	0	0	
General Services	x-GSR North Nashville Greenway	40014	1.01E+09	6/12/2013	GSD FY14 Capital Projects	5,600,000	0	0	5,600,000	0	0	
General Services	GSR Roofing/Building Maintenan	40015	1.01E+09	6/18/2014	GSD FY15 Capital Projects	6,393,013	0	(190)	6,393,013	0	0	
General Services	GSR Energy Improvements	40015	1.01E+09	6/18/2014	GSD FY15 Capital Projects	3,515,263	0	0	3,515,263	0	0	
General Services	x-GSRJudicial Campus Master Pla	40015	1.01E+09	6/18/2014	GSD FY15 Capital Projects	1,500,000	0	0	1,500,000	0	0	
General Services	GSR Farmers Mkt Upgrade	40015	1.01E+09	6/18/2014	GSD FY15 Capital Projects	500,000	0	0	500,000	0	0	
General Services	x-GSR POL/FIR Training Academy	40015	1.01E+09	6/18/2014	GSD FY15 Capital Projects	1,000,000	0	0	1,000,000	0	0	
General Services	x-GSR So Nashville HeadSt Study	40016	1.01E+09	6/10/2015	GSD FY16 Capital Projects	23,945	0	0	23,945	0	0	
General Services	x-GSR Nashville Int'l Academy	40016	1.01E+09	6/10/2015	GSD FY16 Capital Projects	730,000	0	0	730,000	0	0	
General Services	GSR Building Rehab/Maintenance	40016	1.01E+09	6/10/2015	GSD FY16 Capital Projects	6,322,000	0	0	6,322,000	0	0	
General Services	GSR DCSO Jail / CJC Renovation	40016	1.01E+09	6/10/2015	GSD FY16 Capital Projects	112,040,000	0	0	112,040,000	0	0	
General Services	x-GSR CJC Relocate-Leases	40016	1.01E+09	6/10/2015	GSD FY16 Capital Projects	50,000	0	0	50,000	0	0	
General Services	x-GSR CJC Relocate-IT Equip	40016	1.01E+09	6/10/2015	GSD FY16 Capital Projects	1,054,610	0	0	1,054,610	0	0	
General Services	x-GSR CJC Relocate-Move	40016	1.01E+09	6/10/2015	GSD FY16 Capital Projects	240,413	0	0	240,413	0	0	
General Services	x-GSR LIB Parking Garage Upgrad	40016	1.01E+09	6/10/2015	GSD FY16 Capital Projects	1,800,000	0	0	1,800,000	0	0	
General Services	GSR Police Headquarters	40017	1.01E+09	6/22/2016	GSD FY17 Capital Projects	26,668,400	0	0	26,668,400	0	0	
General Services	GSR Sheriff Admin Offices	40017	1.01E+09	6/22/2016	GSD FY17 Capital Projects	19,093,435	0	0	19,093,435	0	0	
General Services	GSR Major Fleet	40017	1.01E+09	6/22/2016	GSD FY17 Capital Projects	15,000,000	0	0	15,000,000	0	0	
General Services	GSR New Firehalls	40017	1.01E+09	6/22/2016	GSD FY17 Capital Projects	9,738,623	0	0	9,738,623	0	0	
General Services	GSR Criminal Justice Center	40017	1.01E+09	6/22/2016	GSD FY17 Capital Projects	20,000,000	0	0	20,000,000	0	0	
General Services	GSR A A Birch Renovate	40017	1.01E+09	6/22/2016	GSD FY17 Capital Projects	3,000,000	0	0	3,000,000	0	0	
General Services	GSR Farmers Market	40017	1.01E+09	6/22/2016	GSD FY17 Capital Projects	3,000,000	0	0	2,995,795	0	4,205	
General Services	GSR Misc Building Repairs	40017	1.01E+09	6/22/2016	GSD FY17 Capital Projects	5,000,000	0	0	5,000,000	0	0	
General Services	GSR Juvenile Justice Ctr MPlan	40017	1.01E+09	6/22/2016	GSD FY17 Capital Projects	1,000,000	0	55,318	927,582	52,808	19,610	

Metropolitan Government of Nashville and Davidson County
Quarterly Financial Updates
Inception through June 2026
General Obligation Capital Projects

Department Description	Business Unit Description	Fund #	Business Unit / Job #	Project Approval Date	Fund Description	Budget	Period Actual Amount	YTD Actual	Inception to Date Actual	Encumbrnc Amount	Remaining Balance	Notes
General Services	x-GSR Police Headquarters-ITS	40017	1.01E+09	6/22/2016	GSD FY17 Capital Projects	1,331,600	0	0	1,331,600	0	0	
General Services	GSR Sheriff Admin Offices-ITS	40017	1.01E+09	6/22/2016	GSD FY17 Capital Projects	906,565	0	0	906,565	0	0	
General Services	GSR New Firehalls-5 BAY ITS	40017	1.01E+09	6/22/2016	GSD FY17 Capital Projects	129,981	0	0	129,981	0	0	
General Services	GSR New Firehalls-3 BAY ITS	40017	1.01E+09	6/22/2016	GSD FY17 Capital Projects	131,396	0	0	131,396	0	0	
General Services	GSR A A Birch Renovate-ITS	40017	1.01E+09	6/22/2016	GSD FY17 Capital Projects	0	0	0	0	0	0	
General Services	GSR Fleet Additions / Replcmts	40018	1.01E+09	6/14/2017	GSD FY18 Capital Projects	4,999,735	0	0	4,999,735	0	0	
General Services	GSR ECC/JJC Ctrs-Plan/ Design	40018	1.01E+09	6/14/2017	GSD FY18 Capital Projects	1,705,426	0	298,954	1,705,426	0	0	
General Services	GSR Public Works Relocation	40018	1.01E+09	6/14/2017	GSD FY18 Capital Projects	794,574	0	0	794,574	0	0	
General Services	GSR OFM Fleet Replacement	40021	1.01E+09	3/3/2021	GSD FY21 Cap Projs RS2021-757	10,000,000	0	0	9,985,528	0	14,472	
General Services	GSR Building Opers Major Maint	40021	1.01E+09	3/3/2021	GSD FY21 Cap Projs RS2021-757	8,000,000	0	0	8,000,000	0	0	
General Services	GSR Sustainability Revolv Innovation Fd	40021	1.01E+09	3/3/2021	GSD FY21 Cap Projs RS2021-757	2,000,000	0	0	1,712,751	0	287,249	
General Services	GSR New Fac Planning/Site Eval/Relo	40021	1.01E+09	3/3/2021	GSD FY21 Cap Projs RS2021-757	7,600,000	29,274	5,077,614	7,546,110	31,426	22,464	
General Services	GSR Emergency Comm Ctr/OEM Campu	40021	1.01E+09	3/3/2021	GSD FY21 Cap Projs RS2021-757	3,000,000	0	1,665,703	2,813,781	186,219	0	
General Services	GSR Building Ops Major Maintenance	40022	1.01E+09	12/8/2021	GSD FY22 Cap Projs RS2021-120	10,000,000	0	52,063	10,000,000	0	0	
General Services	GSR OFM Replacements / Additions	40022	1.01E+09	12/8/2021	GSD FY22 Cap Projs RS2021-120	14,957,500	0	5,573,088	11,770,144	0	3,187,356	
General Services	GSR Access Control Migration	40022	1.01E+09	12/8/2021	GSD FY22 Cap Projs RS2021-120	2,000,000	0	17,815	1,696,258	0	303,742	
General Services	GSR New Facility Planning Site Eval Rel	40022	1.01E+09	12/8/2021	GSD FY22 Cap Projs RS2021-120	2,500,000	39,280	1,093,936	2,211,864	105,073	183,063	
General Services	GSR Roofing/Life, Health & Safety	40022	1.01E+09	12/8/2021	GSD FY22 Cap Projs RS2021-120	5,000,000	0	16,853	4,982,651	0	17,349	
General Services	GSR HeadStart Fac Assessmnts/Maj Re	40022	1.01E+09	12/8/2021	GSD FY22 Cap Projs RS2021-120	2,000,000	0	0	2,000,000	0	0	
General Services	GSR ECC EOC Replace - Planning/Desi	40022	1.01E+09	12/8/2021	GSD FY22 Cap Projs RS2021-120	1,000,000	30,331	350,848	415,437	317,040	267,523	
General Services	GSR Proj Close-DonelsonLibr/SE Prec	40023	1.01E+09	2/21/2023	GSD FY23 Cap Projs RS2023-197	10,000,000	140,476	3,816,473	9,031,294	491,197	477,509	
General Services	GSR SOC/MAC/Postal/Pkwy Tower Relc	40023	1.01E+09	2/21/2023	GSD FY23 Cap Projs RS2023-197	14,100,000	7,128	(65,586)	13,950,019	0	149,981	
General Services	GSR Space Planning - MSE	40023	1.01E+09	2/21/2023	GSD FY23 Cap Projs RS2023-197	1,000,000	6,714	259,524	592,495	171,561	235,944	
General Services	GSR Property Acquisitions	40023	1.01E+09	2/21/2023	GSD FY23 Cap Projs RS2023-197	1,000,000	0	0	0	0	1,000,000	
General Services	GSR Space Plan Phase 2-MSE&Fulton	40024	1.01E+09	2/21/2024	GSD FY24 Cap Projs RS2024-194	21,000,000	30,013	1,069,174	4,436,094	381,887	16,182,019	
General Services	GSR New Emerg Comms Ctr Design	40024	1.01E+09	2/21/2024	GSD FY24 Cap Projs RS2024-194	5,000,000	74,203	1,164,866	1,164,866	3,835,134	0	
General Services	GSR Major Maintenance	40024	1.01E+09	2/21/2024	GSD FY24 Cap Projs RS2024-194	21,300,000	189,146	7,454,041	13,594,573	4,790,667	2,914,760	
General Services	GSR Training Acad - Berm Remediation	40024	1.01E+09	2/21/2024	GSD FY24 Cap Projs RS2024-194	200,000	0	66,700	78,196	0	121,804	
General Services	GSR Roofing	40024	1.01E+09	2/21/2024	GSD FY24 Cap Projs RS2024-194	11,000,000	7,500	1,911,296	10,947,848	33,772	18,380	
General Services	GSR Fleet Mgmt - Fleet Addtns&Replcm	40024	1.01E+09	2/21/2024	GSD FY24 Cap Projs RS2024-194	15,500,000	0	1,983,144	5,333,625	0	10,166,375	
General Services	GSR Woodbine Clinic-Propty Acqstn&De	40024	1.01E+09	2/21/2024	GSD FY24 Cap Projs RS2024-194	9,000,000	0	0	0	0	9,000,000	
General Services	GSR Animal Care&Control-New Facility	40024	1.01E+09	2/21/2024	GSD FY24 Cap Projs RS2024-194	500,000	0	48,446	73,238	31,573	395,189	
General Services	GSR New Facilty Plan, Site Eval, Acqust	40024	1.01E+09	2/21/2024	GSD FY24 Cap Projs RS2024-194	2,000,000	0	0	0	0	2,000,000	
General Services	GSR Safety Upgrade to Metro Facilities	40025	1.01E+09	12/17/2024	GSD FY25 Cap Projs RS2024-882	4,000,000	8,480	855,061	926,997	160,972	2,912,031	
General Services	GSR Electric Vehicles Infrstrc-Transform	40025	1.01E+09	12/17/2024	GSD FY25 Cap Projs RS2024-882	2,000,000	81,040	187,687	522,478	465,496	1,012,026	
General Services	GSR Major Maintenance	40025	1.01E+09	12/17/2024	GSD FY25 Cap Projs RS2024-882	20,000,000	529,622	4,915,269	6,587,180	4,691,683	8,721,137	
General Services	GSR MSE Relocations-Vehicle Impound	40025	1.01E+09	12/17/2024	GSD FY25 Cap Projs RS2024-882	14,000,000	0	456,200	474,475	358,839	13,166,686	
General Services	GSR Roofing	40025	1.01E+09	12/17/2024	GSD FY25 Cap Projs RS2024-882	8,600,000	325,840	4,170,773	4,170,773	1,099,019	3,330,208	
General Services	GSR Fleet Mgmt - Fleet Addtns&Replcm	40025	1.01E+09	12/17/2024	GSD FY25 Cap Projs RS2024-882	33,800,000	646,561	9,350,438	10,001,276	0	23,798,724	

Metropolitan Government of Nashville and Davidson County
Quarterly Financial Updates
Inception through June 2026
General Obligation Capital Projects

Department Description	Business Unit Description	Fund #	Business Unit / Job #	Project Approval Date	Fund Description	Budget	Period Actual Amount	YTD Actual	Inception to Date Actual	Encumbrnc Amount	Remaining Balance	Notes
General Services	GSR DCSO Facility Planning / Design	40025	1.01E+09	12/17/2024	GSD FY25 Cap Projs RS2024-882	2,500,000	(157,803)	1,499,351	1,584,352	985,560	(69,912)	*
General Services	GSR Energy Management / Solar	40025	1.01E+09	12/17/2024	GSD FY25 Cap Projs RS2024-882	1,600,000	68,500	465,678	572,883	1,027,117	0	
General Services	GSR New Facility Plan, Site Eval, Acq&F	40025	1.01E+09	12/17/2024	GSD FY25 Cap Projs RS2024-882	2,500,000	18,005	83,968	83,967	481,216	1,934,817	
General Services	GSR New Fire Stn in Deist 31-Phase 1	40026	1.01E+09	12/16/2025	GSD FY26 Cap Projs RS2025-166	1,000,000	0	0	0	0	1,000,000	
General Services	GSR Fire Stn 2 / Hdqtrs / Metro Office	40026	1.01E+09	12/16/2025	GSD FY26 Cap Projs RS2025-166	10,000,000	0	0	0	0	10,000,000	
General Services	GSR Waste Srvcs Hdqtrs - New Facility	40026	1.01E+09	12/16/2025	GSD FY26 Cap Projs RS2025-166	12,500,000	0	0	0	0	12,500,000	
General Services	GSR NDOT Hdqtrs - New Facility	40026	1.01E+09	12/16/2025	GSD FY26 Cap Projs RS2025-166	15,500,000	0	0	0	0	15,500,000	
General Services	GSR Major Maintenance	40026	1.01E+09	12/16/2025	GSD FY26 Cap Projs RS2025-166	10,000,000	0	0	0	331,460	9,668,540	
General Services	GSR Fleet Mgmt - Addtions & Replace	40026	1.01E+09	12/16/2025	GSD FY26 Cap Projs RS2025-166	20,000,000	3,151,551	3,299,246	3,299,246	0	16,700,754	
General Services	GSR ECC/OEM New Facility - Phase 1	40026	1.01E+09	12/16/2025	GSD FY26 Cap Projs RS2025-166	18,000,000	0	381	381	1,397,989	16,601,630	
General Services	GSR MSE Relos-Planning Design Renov	40026	1.01E+09	12/16/2025	GSD FY26 Cap Projs RS2025-166	24,500,000	0	0	0	0	24,500,000	
General Services	GSR DCSO Facility-Design Demo/Sitew	40026	1.01E+09	12/16/2025	GSD FY26 Cap Projs RS2025-166	14,000,000	0	270,534	270,533	2,963,735	10,765,732	
General Services	GSR Health Dept Facilities	40026	1.01E+09	12/16/2025	GSD FY26 Cap Projs RS2025-166	14,000,000	0	0	0	0	14,000,000	
General Services	GSR Global Mall Infr-Plan Deisgn Sitewr	40026	1.01E+09	12/16/2025	GSD FY26 Cap Projs RS2025-166	750,000	0	0	0	0	750,000	
General Services	GSR New Facility Plan Site Eval Acq&Re	40026	1.01E+09	12/16/2025	GSD FY26 Cap Projs RS2025-166	5,000,000	0	0	0	0	5,000,000	
General Services	GSR OFM CP 4% New/Rpl Vehicles	40114	1.01E+09	2/5/2013	GSD FY14B 4% Capital Projects	14,981,528	0	0	14,981,528	0	0	
General Services	GSR CJC-Develop & Relocation	40118	1.01E+09	11/22/2017	GSD FY18B Capital Projects	17,684,300	0	0	17,684,300	0	0	
General Services	GSR Female Housing-CJC Proj	40118	1.01E+09	11/22/2017	GSD FY18B Capital Projects	8,161,000	0	0	8,161,000	0	0	
General Services	x-GSRNew POL Hdqtrs-MurfRd Area	40118	1.01E+09	11/22/2017	GSD FY18B Capital Projects	7,032,200	0	0	7,032,200	0	0	
General Services	GSR Police Data Center-ITS	40118	1.01E+09	11/22/2017	GSD FY18B Capital Projects	5,223,000	0	0	5,223,000	0	0	
General Services	x-GSR FamilyJustCtr-Addtl Floor	40118	1.01E+09	11/22/2017	GSD FY18B Capital Projects	6,964,075	0	0	6,964,075	0	0	
General Services	GSR Demo-Jerry Newsome Site	40118	1.01E+09	11/22/2017	GSD FY18B Capital Projects	1,000,000	0	0	1,000,000	0	0	
General Services	GSR Relocation Services	40118	1.01E+09	11/22/2017	GSD FY18B Capital Projects	1,550,000	0	0	1,550,000	0	0	
General Services	GSR CJC Constructn Contingcy	40119	1.01E+09	10/22/2018	GSD FY19B Capital Projects	10,000,000	0	0	10,000,000	0	0	
General Services	GSR Voting Machine Warehouse	40119	1.01E+09	10/22/2018	GSD FY19B Capital Projects	1,800,000	0	0	1,800,000	0	0	
General Services	GSR ECC Power Supply Upgrades	40119	1.01E+09	10/22/2018	GSD FY19B Capital Projects	5,000,000	0	0	5,000,000	0	0	
General Services	GSR PoliceHdqtr/FJC ConstrCont	40119	1.01E+09	10/22/2018	GSD FY19B Capital Projects	17,000,000	0	0	17,000,000	0	0	
General Services	GSR McGruderCtr Renov & Upgrds	40119	1.01E+09	10/22/2018	GSD FY19B Capital Projects	2,200,000	0	10,166	2,062,189	0	137,811	
General Services	GSR OFM Replace Heavy Fleet	40119	1.01E+09	10/22/2018	GSD FY19B Capital Projects	15,000,000	0	0	15,000,000	0	0	
General Services	GSR Donelson Library	40119	1.01E+09	10/22/2018	GSD FY19B Capital Projects	16,000,000	0	4,804	16,000,000	0	0	
General Services	GSR Global Mall - Masterplan Implemtn	40122	1.01E+09	3/25/2022	GSD FY22B Capital Projects	44,000,000	0	66,538	45,952,614	8,050	(1,960,664)	**
General Services	x-HOLD GSR Bldg & ParkingStudie	40202	1.01E+09	6/10/2009	GSD Capital Improvement Plan	200,000	0	0	0	0	200,000	
General Services	x-GSR Pasquo Tower Site	40202	1.01E+09	6/10/2009	GSD Capital Improvement Plan	100,000	0	0	0	0	100,000	
General Services	GSR Sheriff's Headquarters	40220	1.01E+09	3/18/2020	GSD FY20B Cap Projs RS2020-21	17,200,000	0	0	17,200,000	0	0	
General Services	GSR CJC Closeout	40220	1.01E+09	3/18/2020	GSD FY20B Cap Projs RS2020-21	5,799,930	0	0	5,799,930	0	0	
General Services	GSR Fleet Replacement	40220	1.01E+09	3/18/2020	GSD FY20B Cap Projs RS2020-21	3,110,000	0	0	3,110,000	0	0	
General Services	GSR Major Maintenance	40220	1.01E+09	3/18/2020	GSD FY20B Cap Projs RS2020-21	1,270,000	0	0	1,270,000	0	0	
General Services	GSR POL Murfreesboro Rd Prect	40220	1.01E+09	3/18/2020	GSD FY20B Cap Projs RS2020-21	1,000,000	0	367,994	938,410	0	61,590	
General Services	x-GSR RS 800 MHz Upgrade	40401	1.01E+09	9/27/2010	GSD GSR FY10 SF 800 MHzUpgra	22,547,869	0	0	22,547,869	0	0	

Metropolitan Government of Nashville and Davidson County
Quarterly Financial Updates
Inception through June 2026
General Obligation Capital Projects

Department Description	Business Unit Description	Fund #	Business Unit / Job #	Project Approval Date	Fund Description	Budget	Period Actual Amount	YTD Actual	Inception to Date Actual	Encumbrnc Amount	Remaining Balance	Notes
General Services	GSR RS Radio Replacements	40402	1.01E+09	6/10/2015	GSD GSR FY16 S/F Capital Projs	8,000,000	0	0	8,000,000	0	0	
General Services	GSR LIB Parking Garage Upgrade	48011	1.01E+09	9/27/2010	USD FY11 Capital Projects Fund	1,200,000	0	0	1,200,000	0	0	
	GENERAL SERVICES TOTALS					**962,326,247**	**5,225,861**	**57,914,168**	**700,626,650**	**24,399,493**	**237,300,104**	
				*** Overage due to Encumbrances. Negative Balance will Clear as Actual Payments are Made or Encumbrances are Cancelled.**								
				**** Overage will be eliminated with Transfer-In of equal amount from GSD Contingency account when project is complete.**								
										24,399,489	237,136,586	
Historical Comm	x-HIS Nash Cemetery Restr	40009	1.011E+09	6/10/2009	GSD FY10 Capital Projects Fund	255,302	0	0	255,302	0	0	
Historical Comm	x-HIS City Cemetary	40202	1.011E+09	6/10/2009	GSD Capital Improvement Plan	100,000	0	0	0	0	100,000	
Historical Comm	x-HIS Bellevue's Blue House	40202	1.011E+09	6/10/2009	GSD Capital Improvement Plan	25,000	0	0	0	0	25,000	
	HISTORICAL COMMISSION TOTALS					**380,302**	**0**	**0**	**255,302**	**0**	**125,000**	
Info Tech Srvc	x-ITS Construction	40009	1.014E+09	6/10/2009	GSD FY10 Capital Projects Fund	4,597,300	0	0	4,597,154	0	146	
Info Tech Srvc	x-ITS Exchange/Directory Servic	40009	1.014E+09	6/10/2009	GSD FY10 Capital Projects Fund	917,749	0	0	917,745	0	4	
Info Tech Srvc	x-ITS Disaster Recovery BU Site	40009	1.014E+09	6/10/2009	GSD FY10 Capital Projects Fund	860,000	0	0	858,362	0	1,638	
Info Tech Srvc	x-ITS Enterprise Services	40009	1.014E+09	6/10/2009	GSD FY10 Capital Projects Fund	1,508,367	0	0	1,008,367	0	500,000	
Info Tech Srvc	x-ITS Platform Hardware Upgrade	40009	1.014E+09	6/10/2009	GSD FY10 Capital Projects Fund	121,636	0	0	121,636	0	0	
Info Tech Srvc	x-ITS HOB Data Center	40009	1.014E+09	6/10/2009	GSD FY10 Capital Projects Fund	4,820,760	0	0	4,820,760	0	0	
Info Tech Srvc	x-ITS Network Replacement	40009	1.014E+09	6/10/2009	GSD FY10 Capital Projects Fund	299,353	0	0	299,353	0	0	
Info Tech Srvc	x-ITS PBX System	40009	1.014E+09	6/10/2009	GSD FY10 Capital Projects Fund	140,915	0	0	140,848	0	67	
Info Tech Srvc	x-ITS Enterprise Info Systems	40009	1.014E+09	6/10/2009	GSD FY10 Capital Projects Fund	318,826	0	0	318,826	0	0	
Info Tech Srvc	x-ITS Network Info Security	40009	1.014E+09	6/10/2009	GSD FY10 Capital Projects Fund	854,716	0	0	852,911	0	1,805	
Info Tech Srvc	X-ITS Construction	40011	1.014E+09	9/27/2010	GSD FY11 Capital Projects Fund	2,564,568	0	0	2,564,568	0	0	
Info Tech Srvc	x-ITS End of Life Equipment	40011	1.014E+09	9/27/2010	GSD FY11 Capital Projects Fund	2,031,000	0	0	2,027,307	0	3,693	
Info Tech Srvc	x-ITS EA Microsoft Year 1	40011	1.014E+09	9/27/2010	GSD FY11 Capital Projects Fund	4,495,251	0	0	4,495,251	0	0	
Info Tech Srvc	x-ITS EBS / E-Proc Improvements	40011	1.014E+09	9/27/2010	GSD FY11 Capital Projects Fund	1,690,000	0	0	1,690,000	0	0	
Info Tech Srvc	x-ITSNashville Website Redesign	40011	1.014E+09	9/27/2010	GSD FY11 Capital Projects Fund	55,000	0	0	55,000	0	0	
Info Tech Srvc	X-ITS HIPAA Compliance	40011	1.014E+09	9/27/2010	GSD FY11 Capital Projects Fund	254,180	0	0	254,180	0	0	
Info Tech Srvc	X-ITS Construction Data/Voice	40013	1.014E+09	6/19/2012	GSD FY13 Capital Projects Fund	1,206,000	0	0	1,206,000	0	0	
Info Tech Srvc	X-ITS Upgrade EOL SONET Ntwk Inf	40013	1.014E+09	6/19/2012	GSD FY13 Capital Projects Fund	4,626,210	0	0	4,626,210	0	0	
Info Tech Srvc	x-ITS Storage Area Ntwrk Upgrad	40013	1.014E+09	6/19/2012	GSD FY13 Capital Projects Fund	1,300,000	0	0	1,300,000	0	0	
Info Tech Srvc	x-ITS Mobile Device Management	40013	1.014E+09	6/19/2012	GSD FY13 Capital Projects Fund	181,198	0	0	179,828	0	1,370	
Info Tech Srvc	x-ITS Nashville Website Redesig	40013	1.014E+09	6/19/2012	GSD FY13 Capital Projects Fund	120,000	0	0	120,000	0	0	
Info Tech Srvc	x-ITS Public Wireless Study	40013	1.014E+09	6/19/2012	GSD FY13 Capital Projects Fund	156,000	0	0	156,000	0	0	
Info Tech Srvc	x-ITS Employee Self Srvc Portal	40013	1.014E+09	6/19/2012	GSD FY13 Capital Projects Fund	614,800	0	0	614,800	0	0	
Info Tech Srvc	x-ITS Library Archives - Tech	40013	1.014E+09	6/19/2012	GSD FY13 Capital Projects Fund	105,792	0	0	105,792	0	0	
Info Tech Srvc	X-ITS Construction Data/Voice	40014	1.014E+09	6/12/2013	GSD FY14 Capital Projects	1,176,000	0	0	1,176,000	0	0	
Info Tech Srvc	ITS Upgrade EBS	40014	1.014E+09	6/12/2013	GSD FY14 Capital Projects	7,087,000	0	0	7,087,000	0	0	

Metropolitan Government of Nashville and Davidson County
Quarterly Financial Updates
Inception through June 2026
General Obligation Capital Projects

Department Description	Business Unit Description	Fund #	Business Unit / Job #	Project Approval Date	Fund Description	Budget	Period Actual Amount	YTD Actual	Inception to Date Actual	Encumbrnc Amount	Remaining Balance	Notes
Info Tech Srvc	X-ITS Mobile Devices/Ntwk Access	40014	1.014E+09	6/12/2013	GSD FY14 Capital Projects	407,000	0	0	407,000	0	0	
Info Tech Srvc	x-ITS Phase 3-Nashville gov	40014	1.014E+09	6/12/2013	GSD FY14 Capital Projects	123,400	0	0	123,400	0	0	
Info Tech Srvc	x-ITS Online Alarm RegMetro Clk	40014	1.014E+09	6/12/2013	GSD FY14 Capital Projects	20,000	0	0	20,000	0	0	
Info Tech Srvc	x-ITS VPN Solution	40014	1.014E+09	6/12/2013	GSD FY14 Capital Projects	218,000	0	0	218,000	0	0	
Info Tech Srvc	X-ITS MS ForeFront Identity Mgr	40014	1.014E+09	6/12/2013	GSD FY14 Capital Projects	338,000	0	0	338,000	0	0	
Info Tech Srvc	X-ITS Public WiFi Internet PubSp	40014	1.014E+09	6/12/2013	GSD FY14 Capital Projects	417,600	0	0	417,600	0	0	
Info Tech Srvc	x-ITS Lentz - Tech	40014	1.014E+09	6/12/2013	GSD FY14 Capital Projects	137,000	0	0	137,000	0	0	
Info Tech Srvc	X-ITS Midtown Hills Prec - Tech	40014	1.014E+09	6/12/2013	GSD FY14 Capital Projects	602,945	0	0	602,945	0	0	
Info Tech Srvc	x-ITS SE Library Center - Tech	40014	1.014E+09	6/12/2013	GSD FY14 Capital Projects	316,055	0	0	315,793	0	262	
Info Tech Srvc	X-ITS End of Life Telephone Syst	40015	1.014E+09	6/18/2014	GSD FY15 Capital Projects	1,200,000	0	0	1,200,000	0	0	
Info Tech Srvc	X-ITS End of Life Networks	40015	1.014E+09	6/18/2014	GSD FY15 Capital Projects	1,450,000	0	0	1,450,000	0	0	
Info Tech Srvc	X-ITS Data & Voice for Projects	40015	1.014E+09	6/18/2014	GSD FY15 Capital Projects	600,000	0	0	600,000	0	0	
Info Tech Srvc	x-ITS WEBudget Replacement	40015	1.441E+09	6/18/2014	GSD FY15 Capital Projects	1,000,000	0	0	1,000,000	0	0	
Info Tech Srvc	x-ITS North Nash Infrastructure	40015	1.014E+09	6/18/2014	GSD FY15 Capital Projects	1,900,000	0	0	1,900,000	0	0	
Info Tech Srvc	x-ITS Fire Station 19	40015	1.014E+09	6/18/2014	GSD FY15 Capital Projects	84,800	0	0	84,800	0	0	
Info Tech Srvc	X-ITS Fire Station 20	40015	1.014E+09	6/18/2014	GSD FY15 Capital Projects	73,200	0	0	73,200	0	0	
Info Tech Srvc	ITS End of Life Telephone Syst	40016	1.014E+09	6/10/2015	GSD FY16 Capital Projects	2,200,000	0	0	2,200,000	0	0	
Info Tech Srvc	X-ITS Data & Voice for Projects	40016	1.014E+09	6/10/2015	GSD FY16 Capital Projects	993,000	0	0	993,000	0	0	
Info Tech Srvc	X-ITS Comp Ntwk Monitoring	40016	1.014E+09	6/10/2015	GSD FY16 Capital Projects	807,000	0	0	807,000	0	0	
Info Tech Srvc	X-ITS FFE Upgrades and Reno HOB	40016	1.014E+09	6/10/2015	GSD FY16 Capital Projects	300,000	0	0	300,000	0	0	
Info Tech Srvc	X-ITS NPD Records Buildout	40016	1.014E+09	6/10/2015	GSD FY16 Capital Projects	128,000	0	0	128,000	0	0	
Info Tech Srvc	x-ITS New CJC Jail	40016	1.014E+09	6/10/2015	GSD FY16 Capital Projects	1,360,000	0	0	1,360,000	0	0	
Info Tech Srvc	x-ITS POL Data Center Relocation	40016	1.014E+09	6/10/2015	GSD FY16 Capital Projects	2,092,946	0	0	2,092,946	0	0	
Info Tech Srvc	ITS POL Temporary Relocations	40016	1.014E+09	6/10/2015	GSD FY16 Capital Projects	794,231	0	0	794,231	0	0	
Info Tech Srvc	ITS Communication Tower Repair	40017	1.014E+09	6/22/2016	GSD FY17 Capital Projects	3,000,000	0	0	3,000,000	0	0	
Info Tech Srvc	X-ITS EBS/iProcurement Assessmnt	40017	1.014E+09	6/22/2016	GSD FY17 Capital Projects	615,042	0	0	615,042	0	0	
Info Tech Srvc	ITS Data & Voice for Projects	40017	1.014E+09	6/22/2016	GSD FY17 Capital Projects	1,400,000	0	0	1,400,000	0	0	
Info Tech Srvc	ITS Info Security Mgmt Program	40017	1.014E+09	6/22/2016	GSD FY17 Capital Projects	264,000	0	0	264,000	0	0	
Info Tech Srvc	ITS Fiberoptic Cabling Expans	40017	1.014E+09	6/22/2016	GSD FY17 Capital Projects	500,000	0	0	500,000	0	0	
Info Tech Srvc	X-ITS SAN Upgrade	40017	1.014E+09	6/22/2016	GSD FY17 Capital Projects	282,000	0	0	282,000	0	0	
Info Tech Srvc	X-ITS Ntwrk Monitor/Troubleshoot	40017	1.014E+09	6/22/2016	GSD FY17 Capital Projects	1,176,000	0	0	1,176,000	0	0	
Info Tech Srvc	X-ITS Telecomm Tracking System	40017	1.014E+09	6/22/2016	GSD FY17 Capital Projects	570,000	0	0	570,000	0	0	
Info Tech Srvc	X-ITS Web Traffic SSL Inspection	40017	1.014E+09	6/22/2016	GSD FY17 Capital Projects	282,000	0	0	282,000	0	0	
Info Tech Srvc	x-ITSHyperion Budget Sys Ph II	40017	1.014E+09	6/22/2016	GSD FY17 Capital Projects	500,000	0	0	500,000	0	0	
Info Tech Srvc	x-ITS Data Encryption	40017	1.014E+09	6/22/2016	GSD FY17 Capital Projects	225,000	0	0	225,000	0	0	
Info Tech Srvc	X-ITS Wireless Expansion	40017	1.014E+09	6/22/2016	GSD FY17 Capital Projects	216,000	0	0	216,000	0	0	
Info Tech Srvc	X-ITS Document Mgmt-Imaging	40017	1.014E+09	6/22/2016	GSD FY17 Capital Projects	105,000	0	0	105,000	0	0	
Info Tech Srvc	x-ITS Content Mgmt System	40017	1.014E+09	6/22/2016	GSD FY17 Capital Projects	500,000	0	0	500,000	0	0	
Info Tech Srvc	ITS Enterprise Video Confer'g	40017	1.014E+09	6/22/2016	GSD FY17 Capital Projects	376,378	0	0	376,378	0	0	

Metropolitan Government of Nashville and Davidson County
Quarterly Financial Updates
Inception through June 2026
General Obligation Capital Projects

Department Description	Business Unit Description	Fund #	Business Unit / Job #	Project Approval Date	Fund Description	Budget	Period Actual Amount	YTD Actual	Inception to Date Actual	Encumbrnc Amount	Remaining Balance	Notes
Info Tech Srvc	ITS 800 MHz Expand / Upgrade	40018	1.014E+09	6/14/2017	GSD FY18 Capital Projects	301,500	0	0	301,500	0	0	
Info Tech Srvc	X-ITS Oracle - Databases & Mware	40018	1.014E+09	6/14/2017	GSD FY18 Capital Projects	3,510,000	0	0	3,510,000	0	0	
Info Tech Srvc	ITS Misc Tech Projcts/Upgrades	40018	1.014E+09	6/14/2017	GSD FY18 Capital Projects	188,500	0	0	188,500	0	0	
Info Tech Srvc	ITS Radio System Upgrade/Maint	40021	1.014E+09	3/3/2021	GSD FY21 Cap Projs RS2021-757	6,500,000	0	0	6,500,000	0	0	
Info Tech Srvc	ITS Expertise Res - Tech Constrctn Projs	40021	1.014E+09	3/3/2021	GSD FY21 Cap Projs RS2021-757	2,700,000	0	(3,818)	2,684,026	3,500	12,474	
Info Tech Srvc	ITS 800 MHz Radio System Expnsn / Eq	40022	1.014E+09	12/8/2021	GSD FY22 Cap Projs RS2021-120	1,554,000	0	48,634	1,554,000	0	0	
Info Tech Srvc	ITS Infrastructr Growth-Fiberoptic Ntwk	40022	1.014E+09	12/8/2021	GSD FY22 Cap Projs RS2021-120	2,250,000	0	170,055	2,250,000	0	0	
Info Tech Srvc	ITS Carrier Redundancy - Metro Phones	40022	1.014E+09	12/8/2021	GSD FY22 Cap Projs RS2021-120	1,082,000	(11,437)	46,990	434,651	45,141	602,208	
Info Tech Srvc	ITS Fiber To Support '22 Transprtn Plan	40022	1.014E+09	12/8/2021	GSD FY22 Cap Projs RS2021-120	2,900,000	14,902	951,733	1,530,477	520,788	848,735	
Info Tech Srvc	ITS Radio System Upgrades	40024	1.014E+09	2/21/2024	GSD FY24 Cap Projs RS2024-194	2,545,000	0	0	2,545,000	0	0	
Info Tech Srvc	ITS Private Fiberoptic Cable Network	40024	1.014E+09	2/21/2024	GSD FY24 Cap Projs RS2024-194	800,000	22,625	194,116	356,032	125,756	318,212	
Info Tech Srvc	ITS Radio System Upgrades	40025	1.014E+09	12/17/2024	GSD FY25 Cap Projs RS2024-882	3,418,000	0	1,195,761	3,418,000	0	0	
Info Tech Srvc	ITS Public Safety Communications Tools	40025	1.014E+09	12/17/2024	GSD FY25 Cap Projs RS2024-882	1,850,000	0	0	1,850,000	0	0	
Info Tech Srvc	ITS Data Center Upgrade - Phase 1	40025	1.014E+09	12/17/2024	GSD FY25 Cap Projs RS2024-882	5,200,000	26,859	891,318	4,281,198	101,443	817,359	
Info Tech Srvc	ITS Capital Project Mgmt System-Phase	40025	1.014E+09	12/17/2024	GSD FY25 Cap Projs RS2024-882	3,000,000	26,216	555,379	682,941	1,360,261	956,798	
Info Tech Srvc	ITS Radio System Upgrades	40026	1.014E+09	12/16/2025	GSD FY26 Cap Projs RS2025-166	1,920,000	0	0	0	0	1,920,000	
Info Tech Srvc	ITS 800MHz Radio Tower SE Davidson	40026	1.014E+09	12/16/2025	GSD FY26 Cap Projs RS2025-166	4,033,000	0	834,947	834,946	2,498,340	699,714	
Info Tech Srvc	ITS Fiber Projects	40026	1.014E+09	12/16/2025	GSD FY26 Cap Projs RS2025-166	750,000	0	0	0	0	750,000	
Info Tech Srvc	ITS Backup Data Ctr Upgrades	40026	1.014E+09	12/16/2025	GSD FY26 Cap Projs RS2025-166	1,000,000	0	0	0	0	1,000,000	
Info Tech Srvc	ITS East Bank Duct Bank	40026	1.014E+09	12/16/2025	GSD FY26 Cap Projs RS2025-166	5,600,000	0	0	0	0	5,600,000	
Info Tech Srvc	ITS POL-FamilyJustCtr-Tech	40118	1.014E+09	11/22/2017	GSD FY18B Capital Projects	458,000	0	0	458,000	0	0	
Info Tech Srvc	ITS Expand Private FbrOptCable	40118	1.014E+09	11/22/2017	GSD FY18B Capital Projects	774,000	0	0	774,000	0	0	
Info Tech Srvc	ITS MS Forefront ID Mgr Sftwr	40118	1.014E+09	11/22/2017	GSD FY18B Capital Projects	720,000	0	0	720,000	0	0	
Info Tech Srvc	ITS Constructn & Tech Projects	40119	1.014E+09	10/22/2018	GSD FY19B Capital Projects	2,100,000	0	0	1,997,266	0	102,734	
Info Tech Srvc	ITS Fiberoptic Cable Network	40119	1.014E+09	10/22/2018	GSD FY19B Capital Projects	1,200,000	0	0	1,200,000	0	0	
Info Tech Srvc	ITS InfoSecur Mgmt Prg Conslts	40119	1.014E+09	10/22/2018	GSD FY19B Capital Projects	90,000	0	0	90,000	0	0	
Info Tech Srvc	ITS Server & Storage Space	40119	1.014E+09	10/22/2018	GSD FY19B Capital Projects	416,000	0	0	416,000	0	0	
Info Tech Srvc	ITS MgmtSecur Info&Event Mgmt	40119	1.014E+09	10/22/2018	GSD FY19B Capital Projects	572,600	0	0	572,600	0	0	
Info Tech Srvc	ITS 800Mhz RadioSyst Exp&Upgrd	40119	1.014E+09	10/22/2018	GSD FY19B Capital Projects	1,918,000	0	0	1,918,000	0	0	
Info Tech Srvc	x-ITS Disaster Recovery Plans	40202	1.014E+09	6/10/2009	GSD Capital Improvement Plan	1,000,000	0	0	0	0	1,000,000	
Info Tech Srvc	x-ITS Imaging Proj for MCL	40202	1.014E+09	6/10/2009	GSD Capital Improvement Plan	100,000	0	0	0	0	100,000	
Info Tech Srvc	ITS Cityworks	48011	1.014E+09	9/27/2010	USD FY11 Capital Projects Fund	194,100	0	0	0	0	194,100	
	INFORMATION TECHNOLOGY SERVICE TOTALS					**130,321,919**	**79,165**	**4,885,115**	**110,235,370**	**4,655,229**	**15,431,320**	
Finance	x-FIN Enterprise Financial Sys	40009	1.015E+09	6/10/2009	GSD FY10 Capital Projects Fund	2,755,881	0	0	2,755,881	0	0	
Finance	x-FIN E Procurement	40009	1.015E+09	6/10/2009	GSD FY10 Capital Projects Fund	408,373	0	0	408,373	0	0	
Finance	x-FIN E Budget	40009	1.015E+09	6/10/2009	GSD FY10 Capital Projects Fund	179,666	0	0	179,666	0	0	
Finance	FIN Hold for Flood Projects	40011	1.015E+09	9/27/2010	GSD FY11 Capital Projects Fund	500,000	0	0	0	0	500,000	

Metropolitan Government of Nashville and Davidson County
Quarterly Financial Updates
Inception through June 2026
General Obligation Capital Projects

Department Description	Business Unit Description	Fund #	Business Unit / Job #	Project Approval Date	Fund Description	Budget	Period Actual Amount	YTD Actual	Inception to Date Actual	Encumbrnc Amount	Remaining Balance	Notes
Finance	x-FIN Flood Related Projects	40011	1.015E+09	9/27/2010	GSD FY11 Capital Projects Fund	3,550,000	0	0	3,550,000	0	0	
Finance	x-FIN Public Works FloodCapital	40011	1.015E+09	9/27/2010	GSD FY11 Capital Projects Fund	826,526	0	0	826,526	0	0	
Finance	x-FIN W&S SW Waterford FloodCap	40011	1.015E+09	9/27/2010	GSD FY11 Capital Projects Fund	412,580	0	0	412,580	0	0	
Finance	FIN EBS Replacement	40018	1.015E+09	6/14/2017	GSD FY18 Capital Projects	12,475,000	0	0	12,475,000	0	0	
Finance	FIN Sys Implementation Support	40018	1.015E+09	6/14/2017	GSD FY18 Capital Projects	600,000	0	0	600,000	0	0	
Finance	FIN Sys Impl Support-MNPS	40018	1.015E+09	6/14/2017	GSD FY18 Capital Projects	400,000	0	0	400,000	0	0	
Finance	FIN Hyperion / Budget Mgmt System	40021	1.015E+09	3/3/2021	GSD FY21 Cap Projs RS2021-757	1,997,851	0	0	1,997,851	0	0	
Finance	FIN Participatory Bud Pilot-N Nash Infra	40021	1.015E+09	3/3/2021	GSD FY21 Cap Projs RS2021-757	474,838	0	0	25,000	0	449,838	
Finance	FIN Satellite City Payments	40022	1.015E+09	12/8/2021	GSD FY22 Cap Projs RS2021-120	0	0	0	0	0	0	
Finance	FIN Participatory Budgeting	40022	1.015E+09	12/8/2021	GSD FY22 Cap Projs RS2021-120	270,200	0	(5,000)	10,000	0	260,200	
Finance	FIN Migration Oracle Cloud-ERP Phase	40024	1.015E+09	2/21/2024	GSD FY24 Cap Projs RS2024-194	16,500,000	(64,939)	1,113,154	15,928,611	811,134	(239,745)	*
Finance	FIN Migration Oracle Cloud-ERP Phase	40025	1.015E+09	12/17/2024	GSD FY25 Cap Projs RS2024-882	18,500,000	180,003	12,291,440	18,105,792	325,326	68,882	
Finance	FIN Migration Oracle Cloud ERP-Phase	40026	1.015E+09	12/16/2025	GSD FY26 Cap Projs RS2025-166	7,500,000	0	573,900	573,900	6,893,104	32,996	
Finance	FIN EBS Replacement-R12	40118	1.015E+09	11/22/2017	GSD FY18B Capital Projects	6,000,000	0	0	6,000,000	0	0	
Finance	FIN Affordbl Housing Commitmnt	40119	1.015E+09	10/22/2018	GSD FY19B Capital Projects	28,591,400	0	0	28,591,400	0	0	
Finance	FIN R12 Financial Software	40119	1.015E+09	10/22/2018	GSD FY19B Capital Projects	5,000,000	0	0	5,000,000	0	0	
Finance	FIN R12 Fincl Softw GG Backfil	40119	1.015E+09	10/22/2018	GSD FY19B Capital Projects	600,000	0	0	600,000	0	0	
Finance	FIN R12 FinSoftw MNPS Backfill	40119	1.015E+09	10/22/2018	GSD FY19B Capital Projects	400,000	0	0	400,000	0	0	
Finance	FIN R12 Assessment & Phase 2.1	40220	1.015E+09	3/18/2020	GSD FY20B Cap Projs RS2020-21	2,499,948	0	0	2,499,948	0	0	
Finance	FIN Emergency Response Fds	40220	1.015E+09	3/18/2020	GSD FY20B Cap Projs RS2020-21	4,000,000	0	1,365	35,498	0	3,964,502	
Finance	FIN ITS Emergency Response Fds	40220	1.015E+09	3/18/2020	GSD FY20B Cap Projs RS2020-21	948,850	0	0	948,850	0	0	
Finance	FIN PAR Tornado Damage Fds	40220	1.015E+09	3/18/2020	GSD FY20B Cap Projs RS2020-21	0	0	0	0	0	0	
Finance	FIN FAR Tornado Damage Funds	40220	1.015E+09	3/18/2020	GSD FY20B Cap Projs RS2020-21	200,000	0	0	0	0	200,000	
Finance	FIN GSR Bldgs Tornado Damage Funds	40220	1.015E+09	3/18/2020	GSD FY20B Cap Projs RS2020-21	1,000,000	0	0	1,000,000	0	0	
Finance	FIN POL Tornado Damage Funds	40220	1.015E+09	3/18/2020	GSD FY20B Cap Projs RS2020-21	500,000	0	0	0	0	500,000	
Finance	FIN PW Tornado Damage Funds	40220	1.015E+09	3/18/2020	GSD FY20B Cap Projs RS2020-21	0	0	0	0	0	0	
	FINANCE TOTALS					**117,091,113**	**115,064**	**13,974,859**	**103,324,876**	**8,029,564**	**5,736,673**	
	*** Overage due to Encumbrances. Negative Balance will Clear as Actual Payments are Made or Encumbrances are Cancelled.**											
Circuit Court Cler	x-CIR Traffic Violation Mgt Sys	40009	1.023E+09	6/10/2009	GSD FY10 Capital Projects Fund	1,931,269	0	0	1,931,269	0		
	CIRCUIT COURT CLERK TOTALS					**1,931,269**	**0**	**0**	**1,931,269**	**0**	**0**	
Juvenile Court	JUV JJC Process Program Mgr	40021	1.026E+09	3/3/2021	GSD FY21 Cap Projs RS2021-757	450,000	0	0	450,000	0	0	
Juvenile Court	JUV JJC Port Trailer Addnl Court Area	40021	1.026E+09	3/3/2021	GSD FY21 Cap Projs RS2021-757	750,000	0	0	750,000	0	0	
Juvenile Court	JUV New Facility-Juv Justice Ctr-Phase	40022	1.026E+09	12/8/2021	GSD FY22 Cap Projs RS2021-120	30,000,000	133,541	2,876,533	27,911,222	2,014,509	74,269	
Juvenile Court	JUV New Juv Justice Ctr-Constr Phase	40023	1.026E+09	2/21/2023	GSD FY23 Cap Projs RS2023-197	92,000,000	0	54,380,192	91,926,348	0	73,652	
Juvenile Court	JUV Juvenile Justice Ctr-Constrtn Phs 2	40024	1.026E+09	2/21/2024	GSD FY24 Cap Projs RS2024-194	60,000,000	0	50,777,443	59,816,045	159,460	24,495	

Metropolitan Government of Nashville and Davidson County
Quarterly Financial Updates
Inception through June 2026
General Obligation Capital Projects

Department Description	Business Unit Description	Fund #	Business Unit / Job #	Project Approval Date	Fund Description	Budget	Period Actual Amount	YTD Actual	Inception to Date Actual	Encumbrnc Amount	Remaining Balance	Notes
Juvenile Court	JUV Juvenile Justice Ctr-Constrtn Phs 3	40025	1.026E+09	12/17/2024	GSD FY25 Cap Projs RS2024-882	88,000,000	12,115,552	30,090,479	30,090,479	53,167,096	4,742,425	
Juvenile Court	JUV Juvenile Justice Ctr-Constr Phase 4	40026	1.026E+09	12/16/2025	GSD FY26 Cap Projs RS2025-166	54,000,000	0	0	0	0	54,000,000	
Juvenile Court	x-JUV Transf CFC to Howard Bld	40202	1.026E+09	6/10/2009	GSD Capital Improvement Plan	140,000	0	0	0	0	140,000	
	JUVENILE COURT TOTALS					**325,340,000**	**12,249,093**	**138,124,647**	**210,944,094**	**55,341,065**	**59,054,841**	
Justc Intgrtn Srvc	x-JIS OJIES OpenJusInfoExchgSys	40009	1.029E+09	6/10/2009	GSD FY10 Capital Projects Fund	509,854	0	0	509,854	0	0	
	JUSTICE INTEGRATION SRVCS TOTALS					**509,854**	**0**	**0**	**509,854**	**0**	**0**	
Sheriff	x-SHE CJC Inmate Shower Renov	40009	1.03E+09	6/10/2009	GSD FY10 Capital Projects Fund	396,593	0	0	396,593	0	0	
	SHERIFF TOTALS					**396,593**	**0**	**0**	**396,593**	**0**	**0**	
Police	x-POL Facility Closeout	40009	1.031E+09	6/10/2009	GSD FY10 Capital Projects Fund	175,380	0	0	175,380	0	0	
Police	x-PO Records Mgt Software	40009	1.031E+09	6/10/2009	GSD FY10 Capital Projects Fund	1,489,164	0	0	1,489,164	0	0	
Police	x-POL Crime Lab FY10 Carry Fwd	40009	1.031E+09	6/10/2009	GSD FY10 Capital Projects Fund	509,575	0	0	509,575	0	0	
Police	x-POL SWAT Bomb Fleet	40009	1.031E+09	6/10/2009	GSD FY10 Capital Projects Fund	24,443	0	0	24,443	0	0	
Police	POL TrainingAcademyFacLst	40009	1.031E+09	6/10/2009	GSD FY10 Capital Projects Fund	698,000	0	0	698,000	0	0	
Police	x-POL West CF to FY10	40009	1.031E+09	6/10/2009	GSD FY10 Capital Projects Fund	1,696,718	0	0	1,696,718	0	0	
Police	x-POL Plan Precincts	40009	1.031E+09	6/10/2009	GSD FY10 Capital Projects Fund	500,000	0	0	500,000	0	0	
Police	x-POL Crime Lab FY10	40009	1.031E+09	6/10/2009	GSD FY10 Capital Projects Fund	12,483,212	0	0	12,483,212	0	0	
Police	POL West Precinct FY10	40009	1.031E+09	6/10/2009	GSD FY10 Capital Projects Fund	11,222,060	0	0	11,222,060	0	0	
Police	x-POL Midtown Hills Land/Const	40011	1.031E+09	9/27/2010	GSD FY11 Capital Projects Fund	6,748,200	0	0	6,748,200	0	0	
Police	x-POL DNA/Crime Lab Equipment	40013	1.031E+09	6/19/2012	GSD FY13 Capital Projects Fund	3,913,899	0	0	3,913,899	0	0	
Police	x-POL IT Upgrades	40013	1.031E+09	6/19/2012	GSD FY13 Capital Projects Fund	1,988,253	0	0	1,988,253	0	0	
Police	x-POL/GSR DNA/Crime Lab Constr	40013	1.031E+09	6/19/2012	GSD FY13 Capital Projects Fund	4,000,000	0	0	4,000,000	0	0	
Police	x-POL Murfreesboro Rd Project	40015	1.031E+09	6/18/2014	GSD FY15 Capital Projects	3,208,934	0	0	3,208,934	0	0	
Police	POL South Police Precinct	40016	1.031E+09	6/10/2015	GSD FY16 Capital Projects	10,000,000	63	120,399	9,960,519	34,796	4,685	
Police	POL Family Justice Center	40016	1.031E+09	6/10/2015	GSD FY16 Capital Projects	13,993,576	0	0	13,993,576	0	0	
Police	POL Public Safety Campus-Murf	40016	1.031E+09	6/10/2015	GSD FY16 Capital Projects	655,886	0	0	655,886	0	0	
Police	POL Family Justice Center-ITS	40016	1.031E+09	6/10/2015	GSD FY16 Capital Projects	1,114,824	0	0	1,114,824	0	0	
Police	POL Body/Dash Cameras	40018	1.031E+09	6/14/2017	GSD FY18 Capital Projects	15,000,000	0	396,880	15,000,000	0	0	
Police	POL Southeast Police Precinct (Murf Rd	40021	1.031E+09	6/10/2009	GSD FY21 Cap Projs RS2021-757	12,000,000	0	972,436	11,640,641	61,964	297,395	
Police	POL AFIS Upgrade	40021	1.031E+09	3/3/2021	GSD FY21 Cap Projs RS2021-757	4,000,000	0	1,040,658	2,577,208	0	1,422,792	
Police	POL Crime Lab Instrumentation Upgrade	40021	1.031E+09	3/3/2021	GSD FY21 Cap Projs RS2021-757	3,500,000	182,980	829,792	2,738,738	99,358	661,904	
Police	POL Training Academy-Vehicle Op Cour	40022	1.031E+09	12/8/2021	GSD FY22 Cap Projs RS2021-120	2,500,000	0	0	0	0	2,500,000	
Police	POL Training Acdmy-Utlty Safety Upgrad	40022	1.031E+09	12/8/2021	GSD FY22 Cap Projs RS2021-120	5,000,000	0	264,285	593,737	523,311	3,882,952	
Police	POL Helicopter Hangar	40022	1.031E+09	12/8/2021	GSD FY22 Cap Projs RS2021-120	250,000	4,380	110,676	110,676	11,205	128,119	

Metropolitan Government of Nashville and Davidson County
Quarterly Financial Updates
Inception through June 2026
General Obligation Capital Projects

Department Description	Business Unit Description	Fund #	Business Unit / Job #	Project Approval Date	Fund Description	Budget	Period Actual Amount	YTD Actual	Inception to Date Actual	Encumbrnc Amount	Remaining Balance	Notes
Police	POL Training Academy - Planning & Des	40022	1.031E+09	12/8/2021	GSD FY22 Cap Projs RS2021-120	1,000,000	0	0	672,753	0	327,247	
Police	POL PTA Gun Range Planning / Design	40023	1.031E+09	2/21/2023	GSD FY23 Cap Projs RS2023-197	1,000,000	0	0	0	0	1,000,000	
Police	POL Police Mounted Patrol Barn	40023	1.031E+09	2/21/2023	GSD FY23 Cap Projs RS2023-197	4,497,000	25,209	442,180	4,442,180	39,117	15,703	
Police	POL Replace EoL Records Mgmt Systen	40024	1.031E+09	2/21/2024	GSD FY24 Cap Projs RS2024-194	3,000,000	0	0	0	0	3,000,000	
Police	POL Assess Downtown Precint	40202	1.031E+09	3/3/2021	GSD Capital Improvement Plan	50,000	0	0	0	0	50,000	
Police	POL Replace 2 Helicopters	40220	1.031E+09	3/18/2020	GSD FY20B Cap Projs RS2020-21	13,580,000	0	0	13,151,814	0	428,186	
Police	POL Mounted Patrol Barn Plan/Constr	40220	1.031E+09	3/18/2020	GSD FY20B Cap Projs RS2020-21	1,620,000	3,662	15,081	1,611,720	8,280	0	
Police	POL Central Police Distr Const	48113	1.031E+09	2/12/2013	USD FY13B Capital Projects	3,988,108	0	0	3,988,108	0	0	
Police	POL Central Prec IT & Security	48113	1.031E+09	2/12/2013	USD FY13B Capital Projects	314,505	0	0	314,505	0	0	
	POLICE TOTALS					**145,721,737**	**216,294**	**4,192,387**	**131,224,723**	**778,031**	**13,718,983**	
Fire	x-FIR Master Plan CF FY10	40009	1.032E+09	6/10/2009	GSD FY10 Capital Projects Fund	10,782,441	0	0	10,782,441	0	0	
Fire	x-FIR Training Tower	40009	1.032E+09	6/10/2009	GSD FY10 Capital Projects Fund	700,000	0	0	700,000	0	0	
Fire	FIR Master Plan Implementation	40011	1.032E+09	9/27/2010	GSD FY11 Capital Projects Fund	7,500,000	0	0	7,500,000	0	0	
Fire	FIR 3800 Charlotte Move	40011	1.032E+09	9/27/2010	GSD FY11 Capital Projects Fund	860,000	0	0	860,000	0	0	
Fire	x-FIR Master Plan Implementati	40013	1.032E+09	6/19/2012	GSD FY13 Capital Projects Fund	12,000,000	0	0	12,000,000	0	0	
Fire	x-FIR Master Plan Implementatio	40014	1.032E+09	6/12/2013	GSD FY14 Capital Projects	10,000,000	0	0	10,000,000	0	0	
Fire	FIR Master Plan Implementation	40015	1.032E+09	6/18/2014	GSD FY15 Capital Projects	9,842,000	0	0	9,842,000	0	0	
Fire	FIR Major Equip/Mini Pumper	40015	1.032E+09	6/18/2014	GSD FY15 Capital Projects	2,000,000	0	0	2,000,000	0	0	
Fire	x-FIR Master Plan Implementation	40016	1.032E+09	6/10/2015	GSD FY16 Capital Projects	10,000,000	0	0	10,000,000	0	0	
Fire	FIR Fire Station 2 Replacement	40021	1.032E+09	3/3/2021	GSD FY21 Cap Projs RS2021-757	14,000,000	636,119	5,455,883	5,551,851	8,224,170	223,979	
Fire	FIR Heavy Apparatus Replacement	40021	1.032E+09	3/3/2021	GSD FY21 Cap Projs RS2021-757	15,000,000	0	0	15,000,000		0	
Fire	FIR Fire Station #25	40022	1.032E+09	12/8/2021	GSD FY22 Cap Projs RS2021-120	12,000,000	18,773	636,996	758,408	1,201,602	10,039,990	
Fire	FIR Fire Station #24 - Planning	40022	1.032E+09	12/8/2021	GSD FY22 Cap Projs RS2021-120	1,000,000	0	22,244	60,295	880,405	59,300	
Fire	FIR Replace Heavy Apparatus	40022	1.032E+09	12/8/2021	GSD FY22 Cap Projs RS2021-120	15,000,000	0	1,347,958	14,990,991	0	9,009	
Fire	FIR Major Repair / Maintenance	40022	1.032E+09	12/8/2021	GSD FY22 Cap Projs RS2021-120	1,000,000	0	0	1,000,000	0	0	
Fire	FIR Station #2 / Cost Escaltn & Mixed Us	40023	1.032E+09	2/21/2023	GSD FY23 Cap Projs RS2023-197	11,000,000	0	0	0	2,000,000	9,000,000	
Fire	FIR MstrPlan-New Station-Planning/Desi	40023	1.032E+09	2/21/2023	GSD FY23 Cap Projs RS2023-197	250,000	0	0	7,390	0	242,610	
Fire	FIR New Fire Station #24	40024	1.032E+09	2/21/2024	GSD FY24 Cap Projs RS2024-194	15,000,000	19,594	78,021	78,021	609,400	14,312,579	
Fire	FIR Fire Station #25 Closeout	40024	1.032E+09	2/21/2024	GSD FY24 Cap Projs RS2024-194	6,000,000	0	0	3,122,687	0	2,877,313	
Fire	FIR Major Repair / Maintenance	40024	1.032E+09	2/21/2024	GSD FY24 Cap Projs RS2024-194	2,000,000	0	0	2,000,000	0	0	
Fire	FIR Update Fire Master Plan	40025	1.032E+09	12/17/2024	GSD FY25 Cap Projs RS2024-882	1,500,000	0	250,699	250,699	848,051	401,250	
Fire	FIR Riverfront Security	40025	1.032E+09	12/17/2024	GSD FY25 Cap Projs RS2024-882	2,125,000	(7,584)	584,845	584,845	7,584	1,532,571	
Fire	FIR Major Repair / Maintenance	40025	1.032E+09	12/17/2024	GSD FY25 Cap Projs RS2024-882	2,000,000	0	378,155	752,721	0	1,247,279	
Fire	FIR Dock for Emergency Boat Access D	40025	1.032E+09	12/17/2024	GSD FY25 Cap Projs RS2024-882	250,000	0	0	0	0	250,000	
Fire	FIR Major Repair / Maintenance	40026	1.032E+09	12/16/2025	GSD FY26 Cap Projs RS2025-166	3,000,000	0	0	0	0	3,000,000	
Fire	FIR Relocate Firehouse	40202	1.032E+09	6/10/2009	GSD Capital Improvement Plan	50,000	0	0	46,500	0	3,500	
Fire	FIR Firefighter Monument	40202	1.032E+09	6/10/2009	GSD Capital Improvement Plan	50,000	0	0	0	0	50,000	

Metropolitan Government of Nashville and Davidson County
Quarterly Financial Updates
Inception through June 2026
General Obligation Capital Projects

Department Description	Business Unit Description	Fund #	Business Unit / Job #	Project Approval Date	Fund Description	Budget	Period Actual Amount	YTD Actual	Inception to Date Actual	Encumbrnc Amount	Remaining Balance	Notes
Fire	FIR Replace Fire Stations 2 25	40220	1.032E+09	3/18/2020	GSD FY20B Cap Projs RS2020-21	1,250,000	(125)	208,681	1,246,382	1,000	2,618	
Fire	FIR USD Station 35	48009	1.032E+09	6/10/2009	USD FY10 Capital Projects Fund	2,000,000	0	0	2,000,000	0	0	
Fire	x-FIR USD Equipment	48009	1.032E+09	6/10/2009	USD FY10 Capital Projects Fund	91,386	0	0	91,386	0	0	
	FIRE TOTALS					**168,250,827**	**666,777**	**8,963,482**	**111,226,617**	**13,772,212**	**43,251,998**	
Codes Admin	COD Tech for KIVA Syst Upgrade	40013	1.033E+09	6/19/2012	GSD FY13 Capital Projects Fund	4,711,397	0	0	4,170,219	0	541,178	
	CODES ADMINISTRATION TOTALS					**4,711,397**	**0**	**0**	**4,170,219**	**0**	**541,178**	
Health	x-HEA East Clinic Mech HVAC	40009	1.038E+09	6/10/2009	GSD FY10 Capital Projects Fund	125,886	0	0	125,886	0	0	
Health	x-HEA Lentz Public Health Ctr	40113	1.038E+09	2/12/2013	GSD FY13B Capital Projects	29,533,841	0	0	29,533,841	0	0	
Health	HEA Replace Woodbine Clinic Planning	40220	1.038E+09	3/18/2020	GSD FY20B Cap Projs RS2020-21	1,000,000	0	0	36,679	0	963,321	
	HEALTH TOTALS					**30,659,727**	**0**	**0**	**29,696,406**	**0**	**963,321**	
Public Library	x-LIB Goodlettsville Librar	40009	1.039E+09	6/10/2009	GSD FY10 Capital Projects Fund	5,242,874	0	0	5,242,874	0	0	
Public Library	x-LIB Bellevue Lib PlanningLand	40011	1.039E+09	9/27/2010	GSD FY11 Capital Projects Fund	1,081,683	0	0	1,081,683	0	0	
Public Library	LIB Bellevue Lib Constr/Equip	40013	1.039E+09	6/19/2012	GSD FY13 Capital Projects Fund	8,928,733	0	0	8,928,733	0	0	
Public Library	x-LIB Archive Planning	40013	1.039E+09	6/19/2012	GSD FY13 Capital Projects Fund	500,000	0	0	500,000	0	0	
Public Library	LIB Archive Renov Main Library	40013	1.039E+09	6/19/2012	GSD FY13 Capital Projects Fund	1,939,867	0	0	1,939,862	0	5	
Public Library	x-LIB Miscellaneous Maintenance	40014	1.039E+09	6/12/2013	GSD FY14 Capital Projects	3,999,736	0	0	3,999,736	0	0	
Public Library	x-LIB Limitless Library MS	40014	1.039E+09	6/12/2013	GSD FY14 Capital Projects	1,000,000	0	0	1,000,000	0	0	
Public Library	x-LIB Miscellaneous Maintenance	40015	1.039E+09	6/18/2014	GSD FY15 Capital Projects	4,421,717	0	0	4,421,717	0	0	
Public Library	LIB Limitless Library Upgrade	40015	1.039E+09	6/18/2014	GSD FY15 Capital Projects	1,000,000	0	0	1,000,000	0	0	
Public Library	x-LIB Miscellaneous Maintenance	40016	1.039E+09	6/10/2015	GSD FY16 Capital Projects	1,992,061	0	0	1,992,061	0	0	
Public Library	LIB Limitless Library Upgrade	40016	1.039E+09	6/10/2015	GSD FY16 Capital Projects	1,000,000	0	0	1,000,000	0	0	
Public Library	LIB Maintenance	40017	1.039E+09	6/22/2016	GSD FY17 Capital Projects	4,000,000	0	2,079	3,999,837	0	163	
Public Library	LIB New Donelson Library	40017	1.039E+09	6/22/2016	GSD FY17 Capital Projects	9,023,593	0	24,511	9,023,593	0	0	
Public Library	LIB New Donelson Library-ITS	40017	1.039E+09	6/22/2016	GSD FY17 Capital Projects	126,365	0	0	126,365	0	0	
Public Library	LIB Planning - Hadley Park	40018	1.039E+09	6/14/2017	GSD FY18 Capital Projects	500,000	0	7,814	54,233	0	445,767	
Public Library	LIB General Maintenance	40021	1.039E+09	3/3/2021	GSD FY21 Cap Projs RS2021-757	1,700,000	1,056	35,726	1,708,750	645	(9,395)	**
Public Library	LIB Major Repairs Systemwide	40022	1.039E+09	12/8/2021	GSD FY22 Cap Projs RS2021-120	4,000,000	1,155	999,439	2,939,825	806,628	253,547	
Public Library	LIB Master Plan - Richland Campus	40022	1.039E+09	12/8/2021	GSD FY22 Cap Projs RS2021-120	250,000	4,232	136,205	136,205	113,795	0	
Public Library	LIB Master Plan - Hadley Park Branch	40022	1.039E+09	12/8/2021	GSD FY22 Cap Projs RS2021-120	250,000	0	0	33,016	0	216,984	
Public Library	LIB PB Bordeaux Library Land Acquis	40022	1.039E+09	12/8/2021	GSD FY22 Cap Projs RS2021-120	2,700	0	0	2,700	0	0	
Public Library	LIB PB Looby Commty Ctr Library Garde	40022	1.039E+09	12/8/2021	GSD FY22 Cap Projs RS2021-120	50,000	0	0	35,882	0	14,118	
Public Library	LIB Main Library Infrastructure Repairs	40022	1.039E+09	12/8/2021	GSD FY22 Cap Projs RS2021-120	5,000,000	84,069	218,081	619,368	448,487	3,932,145	
Public Library	LIB Major Maintenance	40023	1.039E+09	2/21/2023	GSD FY23 Cap Projs RS2023-197	4,275,000	31,320	81,540	2,369,251	43,132	1,862,617	

Metropolitan Government of Nashville and Davidson County
Quarterly Financial Updates
Inception through June 2026
General Obligation Capital Projects

Department Description	Business Unit Description	Fund #	Business Unit / Job #	Project Approval Date	Fund Description	Budget	Period Actual Amount	YTD Actual	Inception to Date Actual	Encumbrnc Amount	Remaining Balance	Notes
Public Library	LIB PEG Studio Relo - Planning / Design	40023	1.039E+09	2/21/2023	GSD FY23 Cap Projs RS2023-197	500,000	0	248,492	249,331	0	250,669	
Public Library	LIB Hadley Library Design	40023	1.039E+09	2/21/2023	GSD FY23 Cap Projs RS2023-197	500,000	0	0	0	0	500,000	
Public Library	LIB Cohn School Design	40023	1.039E+09	2/21/2023	GSD FY23 Cap Projs RS2023-197	500,000	0	0	0	0	500,000	
Public Library	LIB Green Hills Branch - Renovation	40024	1.039E+09	2/21/2024	GSD FY24 Cap Projs RS2024-194	4,341,000	7,039	421,191	523,752	422,661	3,394,587	
Public Library	LIB Hermitage Branch - Renovation	40024	1.039E+09	2/21/2024	GSD FY24 Cap Projs RS2024-194	4,306,000	0	0	0	0	4,306,000	
Public Library	LIB Facility Mstr Plan - Major Maint/Repa	40024	1.039E+09	2/21/2024	GSD FY24 Cap Projs RS2024-194	5,028,000	0	425,098	425,098	0	4,602,902	
Public Library	LIB Richland Library - Design Phases	40024	1.039E+09	2/21/2024	GSD FY24 Cap Projs RS2024-194	750,000	0	0	0	750,000	0	
Public Library	LIB Hadley Park Library - Design Phases	40024	1.039E+09	2/21/2024	GSD FY24 Cap Projs RS2024-194	750,000	0	0	0	0	750,000	
Public Library	LIB Replace Hadley Park Library-Phase	40025	1.039E+09	12/17/2024	GSD FY25 Cap Projs RS2024-882	5,000,000	0	0	0	0	5,000,000	
Public Library	LIB Facilities Plan-Major Maint&Repairs	40025	1.039E+09	12/17/2024	GSD FY25 Cap Projs RS2024-882	3,460,000	262,286	1,183,633	1,849,254	791,086	819,660	
Public Library	LIB Richland Park - Phase 1	40026	1.039E+09	12/16/2025	GSD FY26 Cap Projs RS2025-166	1,600,000	0	0	0	581,495	1,018,505	
Public Library	LIB Property Acquisition	40026	1.039E+09	12/16/2025	GSD FY26 Cap Projs RS2025-166	3,000,000	0	3,250	3,250	400	2,996,350	
Public Library	LIB Major Maint & Repairs	40026	1.039E+09	12/16/2025	GSD FY26 Cap Projs RS2025-166	1,940,000	0	0	0	0	1,940,000	
Public Library	LIB NECAT - Design & Construction	40026	1.039E+09	12/16/2025	GSD FY26 Cap Projs RS2025-166	2,500,000	0	0	0	0	2,500,000	
Public Library	LIB Facilities Master Plan	40118	1.039E+09	11/22/2017	GSD FY18B Capital Projects	2,000,000	0	0	1,980,514	17	19,469	
Public Library	LIB Richland Park Branch Plan	40119	1.039E+09	10/22/2018	GSD FY19B Capital Projects	200,000	0	45,921	86,066	88,089	25,845	
Public Library	LIB Libary Main Renovations	40119	1.039E+09	10/22/2018	GSD FY19B Capital Projects	500,000	0	(2,150)	500,000	0	0	
	PUBLIC LIBRARY TOTALS					**97,159,329**	**391,157**	**3,830,830**	**57,772,956**	**4,046,435**	**35,339,938**	
				**** Overage will be eliminated with Transfer-In of equal amount from GSD Contingency account when project is complete.**								
Parks	x-PAR General Park Improvement	40009	1.04E+09	6/10/2009	GSD FY10 Capital Projects Fund	151,000	0	0	151,000	0	0	
Parks	x-PAR Greenway Downtown	40009	1.04E+09	6/10/2009	GSD FY10 Capital Projects Fund	379,327	0	0	379,327	0	0	
Parks	x-PAR Greenway Harpeth	40009	1.04E+09	6/10/2009	GSD FY10 Capital Projects Fund	600,702	0	0	600,702	0	0	
Parks	x-PAR Greenway Open Space	40009	1.04E+09	6/10/2009	GSD FY10 Capital Projects Fund	125,000	0	0	125,000	0	0	
Parks	x-PAR Greenway Opry Mills	40009	1.04E+09	6/10/2009	GSD FY10 Capital Projects Fund	250,000	0	0	250,000	0	0	
Parks	PAR Greenway Mill Creek	40009	1.04E+09	6/10/2009	GSD FY10 Capital Projects Fund	449,000	0	151	449,000	0	0	
Parks	x-PAR Greenway Richland	40009	1.04E+09	6/10/2009	GSD FY10 Capital Projects Fund	527,000	0	0	527,000	0	0	
Parks	x-PAR Harpeth Soccer	40009	1.04E+09	6/10/2009	GSD FY10 Capital Projects Fund	85,000	0	0	85,000	0	0	
Parks	x-PAR Joelton Grant Match	40009	1.04E+09	6/10/2009	GSD FY10 Capital Projects Fund	500,000	0	0	500,000	0	0	
Parks	PAR Land Acq Antioch	40009	1.04E+09	6/10/2009	GSD FY10 Capital Projects Fund	650,000	0	0	650,000	0	0	
Parks	x-PAR Land Acq Heartland Mill	40009	1.04E+09	6/10/2009	GSD FY10 Capital Projects Fund	252,990	0	0	252,990	0	0	
Parks	x-PAR Land Acq Warner	40009	1.04E+09	6/10/2009	GSD FY10 Capital Projects Fund	1,500,000	0	0	1,500,000	0	0	
Parks	x-PAR McCabe Center	40009	1.04E+09	6/10/2009	GSD FY10 Capital Projects Fund	4,099,565	0	0	4,099,565	0	0	
Parks	x-PAR Warner Youth Sports Field	40009	1.04E+09	6/10/2009	GSD FY10 Capital Projects Fund	400,000	0	0	400,000	0	0	
Parks	PAR Plan SE with Health	40009	1.04E+09	6/10/2009	GSD FY10 Capital Projects Fund	500,000	0	0	500,000	0	0	
Parks	x-PAR New Sevier Community Ctr	40011	1.04E+09	9/27/2010	GSD FY11 Capital Projects Fund	3,998,167	0	0	3,998,167	0	0	
Parks	x-PAR Greenway Projects	40011	1.04E+09	9/27/2010	GSD FY11 Capital Projects Fund	3,250,000	0	0	3,249,995	0	5	
Parks	x-PAR Open Space Revolving Fund	40011	1.04E+09	9/27/2010	GSD FY11 Capital Projects Fund	5,000,000	0	0	5,000,000	0	0	

Metropolitan Government of Nashville and Davidson County
Quarterly Financial Updates
Inception through June 2026
General Obligation Capital Projects

Department Description	Business Unit Description	Fund #	Business Unit / Job #	Project Approval Date	Fund Description	Budget	Period Actual Amount	YTD Actual	Inception to Date Actual	Encumbrnc Amount	Remaining Balance	Notes
Parks	x-PAR Centennial Prk MasterPlan	40011	1.04E+09	9/27/2010	GSD FY11 Capital Projects Fund	499,713	0	0	499,713	0	0	
Parks	x-PAR Two Rivers Mansion Reno	40011	1.04E+09	9/27/2010	GSD FY11 Capital Projects Fund	750,000	0	0	750,000	0	0	
Parks	x-PAR Sportsplex Renovations	40011	1.04E+09	9/27/2010	GSD FY11 Capital Projects Fund	1,999,997	0	0	1,999,997	0	0	
Parks	x-PAR Fairgrounds Park Plan/Dev	40011	1.04E+09	9/27/2010	GSD FY11 Capital Projects Fund	2,000,000	0	0	2,000,000	0	0	
Parks	x-PAR Joelton Park Improvements	40011	1.04E+09	9/27/2010	GSD FY11 Capital Projects Fund	250,000	0	0	250,000	0	0	
Parks	x-PAR Warner Park Local Match	40011	1.04E+09	9/27/2010	GSD FY11 Capital Projects Fund	308,658	0	0	308,658	0	0	
Parks	x-PAR Shelby Park Master Plan	40011	1.04E+09	9/27/2010	GSD FY11 Capital Projects Fund	993,959	0	0	993,959	0	0	
Parks	x-PAR North Nashville Greenway	40011	1.04E+09	9/27/2010	GSD FY11 Capital Projects Fund	1,601,800	0	0	1,601,800	0	0	
Parks	PAR Greenway Projects	40013	1.04E+09	6/19/2012	GSD FY13 Capital Projects Fund	3,915,866	0	0	3,915,866	0	0	
Parks	x-PAR Two Rivers	40013	1.04E+09	6/19/2012	GSD FY13 Capital Projects Fund	500,000	0	0	500,000	0	0	
Parks	x-PAR Centennial Prk MasterPlan	40013	1.04E+09	6/19/2012	GSD FY13 Capital Projects Fund	2,000,000	0	0	2,000,000	0	0	
Parks	x-PAR Shelby Park Master Plan	40013	1.04E+09	6/19/2012	GSD FY13 Capital Projects Fund	2,484,813	0	0	2,484,813	0	0	
Parks	x-PAR Mountain Bike	40013	1.04E+09	6/19/2012	GSD FY13 Capital Projects Fund	969,087	0	0	969,087	0	0	
Parks	x-PAR Centennial Sportsplex	40013	1.04E+09	6/19/2012	GSD FY13 Capital Projects Fund	1,039,294	0	0	1,039,294	0	0	
Parks	x-PAR Ft Nashborough	40013	1.04E+09	6/19/2012	GSD FY13 Capital Projects Fund	993,244	0	0	993,244	0	0	
Parks	PAR Dog Parks	40013	1.04E+09	6/19/2012	GSD FY13 Capital Projects Fund	974,162	0	0	974,162	0	0	
Parks	PAR Deferred Maintenance	40013	1.04E+09	6/19/2012	GSD FY13 Capital Projects Fund	5,914,804	0	0	5,914,804	0	0	
Parks	PAR Open Space Riverfront Devl	40013	1.04E+09	6/19/2012	GSD FY13 Capital Projects Fund	14,868,585	0	0	14,868,585	0	0	
Parks	x-PAR North Nashville Greenway	40013	1.04E+09	6/19/2012	GSD FY13 Capital Projects Fund	2,013,655	0	0	2,013,655	0	0	
Parks	x-PAR Greenway Projects	40014	1.04E+09	6/12/2013	GSD FY14 Capital Projects	2,962,901	0	0	2,962,901	0	0	
Parks	PAR Centennial Prk Master Plan	40014	1.04E+09	6/12/2013	GSD FY14 Capital Projects	1,500,000	0	794	1,494,546	0	5,454	
Parks	PAR Shelby Park Master Plan	40014	1.04E+09	6/12/2013	GSD FY14 Capital Projects	1,177,570	0	0	1,177,570	0	0	
Parks	x-PAR Centennial Sportsplex	40014	1.04E+09	6/12/2013	GSD FY14 Capital Projects	1,000,000	0	0	1,000,000	0	0	
Parks	PAR Deferred Maintenance	40014	1.04E+09	6/12/2013	GSD FY14 Capital Projects	9,982,430	0	0	9,973,689	0	8,741	
Parks	x-PAR Open Space Riverfront Dev	40014	1.04E+09	6/12/2013	GSD FY14 Capital Projects	24,500,000	0	0	24,500,000	0	0	
Parks	x-PAR Nashville Zoo	40014	1.04E+09	6/12/2013	GSD FY14 Capital Projects	5,000,000	0	0	5,000,000	0	0	
Parks	x-PAR First Ave / Riverfront	40014	1.04E+09	6/12/2013	GSD FY14 Capital Projects	500,000	0	0	500,000	0	0	
Parks	PAR Greenway Projects	40015	1.04E+09	6/18/2014	GSD FY15 Capital Projects	3,000,000	0	0	3,000,000	0	0	
Parks	PAR Warner Park Master Plan	40015	1.04E+09	6/18/2014	GSD FY15 Capital Projects	4,946,183	0	0	4,946,183	0	0	
Parks	PAR CentennialPark Master Plan	40015	1.04E+09	6/18/2014	GSD FY15 Capital Projects	4,000,000	0	0	4,000,000	0	0	
Parks	PAR Open Space	40015	1.04E+09	6/18/2014	GSD FY15 Capital Projects	1,700,000	0	0	1,463,451	0	236,549	
Parks	PAR Stones River/Ravenwood	40015	1.04E+09	6/18/2014	GSD FY15 Capital Projects	2,500,000	0	0	2,409,385	0	90,615	
Parks	PAR Deferred Maintenance	40015	1.04E+09	6/18/2014	GSD FY15 Capital Projects	8,057,430	0	18,687	7,985,711	0	71,719	
Parks	x-PAR Master Plan Update	40015	1.04E+09	6/18/2014	GSD FY15 Capital Projects	468,050	0	0	468,050	0	0	
Parks	PAR Madison/SE Community Ctr	40015	1.04E+09	6/18/2014	GSD FY15 Capital Projects	996,387	0	0	996,387	0	0	
Parks	x-PAR Nashville Zoo	40015	1.04E+09	6/18/2014	GSD FY15 Capital Projects	10,000,000	0	0	10,000,000	0	0	
Parks	PAR Greenway Projects	40016	1.04E+09	6/10/2015	GSD FY16 Capital Projects	5,000,000	0	291,673	4,579,891	0	420,109	
Parks	PAR Open Space	40016	1.04E+09	6/10/2015	GSD FY16 Capital Projects	18,000,000	0	0	17,898,634	0	101,366	
Parks	PAR Maintenance	40016	1.04E+09	6/10/2015	GSD FY16 Capital Projects	5,042,832	0	0	5,042,832	0	0	

Metropolitan Government of Nashville and Davidson County
Quarterly Financial Updates
Inception through June 2026
General Obligation Capital Projects

Department Description	Business Unit Description	Fund #	Business Unit / Job #	Project Approval Date	Fund Description	Budget	Period Actual Amount	YTD Actual	Inception to Date Actual	Encumbrnc Amount	Remaining Balance	Notes
Parks	PAR Madison Community Ctr	40016	1.04E+09	6/10/2015	GSD FY16 Capital Projects	8,958,317	0	0	8,958,317	0	0	
Parks	PAR Southeast Community Ctr	40016	1.04E+09	6/10/2015	GSD FY16 Capital Projects	2,998,851	0	0	2,998,851	0	0	
Parks	PAR Hadley Tennis Ctr	40016	1.04E+09	6/10/2015	GSD FY16 Capital Projects	1,000,000	0	0	1,000,000	0	0	
Parks	PAR Una Antioch	40016	1.04E+09	6/10/2015	GSD FY16 Capital Projects	1,000,000	0	0	1,000,000	0	0	
Parks	PAR Nashville Zoo	40016	1.04E+09	6/10/2015	GSD FY16 Capital Projects	10,000,000	0	0	10,000,000	0	0	
Parks	PAR Greenways	40017	1.04E+09	6/22/2016	GSD FY17 Capital Projects	5,000,000	0	133,599	4,355,942	81,313	562,745	
Parks	PAR Smith Springs Commty Ctr	40017	1.04E+09	6/22/2016	GSD FY17 Capital Projects	7,000,000	0	0	7,000,000	0	0	
Parks	PAR Centennial Park	40017	1.04E+09	6/22/2016	GSD FY17 Capital Projects	5,000,000	0	266,273	4,956,640	35,825	7,535	
Parks	PAR Land Acquisition	40017	1.04E+09	6/22/2016	GSD FY17 Capital Projects	5,000,000	0	0	4,986,057	0	13,943	
Parks	PAR Soccer Fields	40017	1.04E+09	6/22/2016	GSD FY17 Capital Projects	2,884,012	0	0	2,884,012	0	0	
Parks	PAR Maintenance/Small Park Imp	40017	1.04E+09	6/22/2016	GSD FY17 Capital Projects	10,115,988	40,686	265,251	9,671,799	109,692	334,497	
Parks	PAR SoccerFields/Greenways-BFC	40017	1.04E+09	6/22/2016	GSD FY17 Capital Projects	3,000,000	0	0	3,000,000	0	0	
Parks	X-PAR Hadley Tennis Bubble	40018	1.04E+09	6/14/2017	GSD FY18 Capital Projects	1,300,000	0	0	1,300,000	0	0	
Parks	X-PAR Antioch Commty Ctr Renovat	40018	1.04E+09	6/14/2017	GSD FY18 Capital Projects	700,000	0	0	700,000	0	0	
Parks	x-PAR Fairground Soccer Greenway	40018	1.04E+09	6/14/2017	GSD FY18 Capital Projects	3,000,000	0	0	3,000,000	0	0	
Parks	PAR Plan/Design Projects	40018	1.04E+09	6/14/2017	GSD FY18 Capital Projects	1,000,000	0	(17,543)	794,276	0	205,724	
Parks	PAR Bellevue Community Ctr	40018	1.04E+09	6/14/2017	GSD FY18 Capital Projects	10,800,000	0	0	10,800,000	0	0	
Parks	PAR Bldgs-Repair/Replace Mechanical S	40021	1.04E+09	3/3/2021	GSD FY21 Cap Projs RS2021-757	2,000,000	0	229,434	1,977,186	7,301	15,513	
Parks	PAR Shelby Pk Brdg Repr Lake Sevier D	40021	1.04E+09	3/3/2021	GSD FY21 Cap Projs RS2021-757	350,000	0	0	304,220	0	45,780	
Parks	PAR Ascend Amphitheater - Elec Work	40021	1.04E+09	3/3/2021	GSD FY21 Cap Projs RS2021-757	1,200,000	0	0	1,139,984	0	60,016	
Parks	PAR Park Lighting	40021	1.04E+09	3/3/2021	GSD FY21 Cap Projs RS2021-757	1,000,000	0	0	1,000,000	0	0	
Parks	PAR Playgrounds Systemwide	40021	1.04E+09	3/3/2021	GSD FY21 Cap Projs RS2021-757	1,000,000	0	87,448	982,405	83,363	(65,768)	*
Parks	PAR HVAC Park Facilities	40021	1.04E+09	3/3/2021	GSD FY21 Cap Projs RS2021-757	150,000	0	0	146,684	427	2,889	
Parks	PAR Warner Fence Replacement	40021	1.04E+09	3/3/2021	GSD FY21 Cap Projs RS2021-757	85,000	0	0	85,000	0	0	
Parks	PAR Greenway Bridge Repairs	40021	1.04E+09	3/3/2021	GSD FY21 Cap Projs RS2021-757	100,000	0	0	0	0	100,000	
Parks	PAR Antioch Greenway	40021	1.04E+09	3/3/2021	GSD FY21 Cap Projs RS2021-757	16,105	0	0	0	0	16,105	
Parks	PAR Fort Negley Repairs	40021	1.04E+09	3/3/2021	GSD FY21 Cap Projs RS2021-757	1,000,000	0	85,046	1,000,000	0	0	
Parks	PAR Greenway Charlotte Corridor	40021	1.04E+09	3/3/2021	GSD FY21 Cap Projs RS2021-757	9,520,000	0	0	0	0	9,520,000	
Parks	PAR EAB Park Tree Inventory	40021	1.04E+09	3/3/2021	GSD FY21 Cap Projs RS2021-757	750,000	0	0	734,817	0	15,183	
Parks	PAR Bells Bend Property	40021	1.04E+09	3/3/2021	GSD FY21 Cap Projs RS2021-757	2,000,000	0	3,250	1,522,691	0	477,309	
Parks	PAR Clinton Fisk Park Imprvmnts	40021	1.04E+09	3/3/2021	GSD FY21 Cap Projs RS2021-757	750,000	0	0	750,000	0	0	
Parks	PAR Old Hickory Comm Ctr Playground	40021	1.04E+09	3/3/2021	GSD FY21 Cap Projs RS2021-757	3,400,000	4,890	142,150	3,174,935	204,067	20,998	
Parks	PAR Fair Park - Phase II	40021	1.04E+09	3/3/2021	GSD FY21 Cap Projs RS2021-757	7,000,000	4,878	100,458	5,547,963	560,175	891,862	
Parks	PAR PB Looby Center Gym-A/C	40021	1.04E+09	3/3/2021	GSD FY21 Cap Projs RS2021-757	0	0	0	0	0	0	
Parks	PAR PB Hartman Park-Bathroom Facility	40021	1.04E+09	3/3/2021	GSD FY21 Cap Projs RS2021-757	394,618	0	26,662	388,621	0	5,997	
Parks	PAR PB Hartman Park Playground	40021	1.04E+09	3/3/2021	GSD FY21 Cap Projs RS2021-757	328,030	0	0	328,030	0	0	
Parks	PAR PB Hartman Park Landscape Upgra	40021	1.04E+09	3/3/2021	GSD FY21 Cap Projs RS2021-757	0	0	0	0	0	0	
Parks	PAR PB Bordx Gardens-Playgrnd/Pavilic	40021	1.04E+09	3/3/2021	GSD FY21 Cap Projs RS2021-757	504,525	0	0	487,842	0	16,683	
Parks	PAR Wharf Park - 88 Hermitage Acq	40022	1.04E+09	12/8/2021	GSD FY22 Cap Projs RS2021-120	20,000,000	0	0	20,000,000	0	0	

Metropolitan Government of Nashville and Davidson County
Quarterly Financial Updates
Inception through June 2026
General Obligation Capital Projects

Department Description	Business Unit Description	Fund #	Business Unit / Job #	Project Approval Date	Fund Description	Budget	Period Actual Amount	YTD Actual	Inception to Date Actual	Encumbrnc Amount	Remaining Balance	Notes
Parks	PAR Wharf Park - Design	40022	1.04E+09	12/8/2021	GSD FY22 Cap Projs RS2021-120	3,000,000	3,821	598,125	1,035,299	0	1,964,701	
Parks	PAR Old Hickory Commty Ctr	40022	1.04E+09	12/8/2021	GSD FY22 Cap Projs RS2021-120	13,400,000	0	4,923,381	12,912,501	14,977	472,522	
Parks	PAR PB Beautification Hadley Park	40022	1.04E+09	12/8/2021	GSD FY22 Cap Projs RS2021-120	0	0	0	0	0	0	
Parks	PAR PB Improve Hartman Park	40022	1.04E+09	12/8/2021	GSD FY22 Cap Projs RS2021-120	80,000	0	8,790	44,018	0	35,982	
Parks	PAR Zoo Parking Upgrades	40022	1.04E+09	12/8/2021	GSD FY22 Cap Projs RS2021-120	15,000,000	0	0	15,000,000	0	0	
Parks	PAR Fort Negley Area Planning	40022	1.04E+09	12/8/2021	GSD FY22 Cap Projs RS2021-120	1,000,000	0	4,088	994,784	0	5,216	
Parks	PAR Roof Replacements	40022	1.04E+09	12/8/2021	GSD FY22 Cap Projs RS2021-120	1,400,000	0	0	1,388,297	11,703	0	
Parks	PAR General Park / Amenity Imprvmnts	40022	1.04E+09	12/8/2021	GSD FY22 Cap Projs RS2021-120	5,000,000	0	3,684,191	3,684,191	1,315,809	0	
Parks	PAR Fleet Items - Heavy Equipment	40022	1.04E+09	12/8/2021	GSD FY22 Cap Projs RS2021-120	1,000,000	0	0	999,901	0	99	
Parks	PAR General Repairs Fund	40022	1.04E+09	12/8/2021	GSD FY22 Cap Projs RS2021-120	1,750,000	0	3,592	1,278,304	15,724	455,972	
Parks	PAR Trinity Hills Park Devlpmnt Phase 1	40022	1.04E+09	12/8/2021	GSD FY22 Cap Projs RS2021-120	1,750,000	0	34,811	195,125	47,000	1,507,875	
Parks	PAR Dist 30 Park - Master Plan / Design	40022	1.04E+09	12/8/2021	GSD FY22 Cap Projs RS2021-120	1,000,000	0	12,974	971,202	0	28,798	
Parks	PAR 1st & Gay Park Devlpmnt Perm Hou	40022	1.04E+09	12/8/2021	GSD FY22 Cap Projs RS2021-120	3,000,000	0	3,575	337,212	3,025	2,659,763	
Parks	PAR Open Space Acquisition	40022	1.04E+09	12/8/2021	GSD FY22 Cap Projs RS2021-120	2,000,000	0	0	0	0	2,000,000	
Parks	PAR Greenways General Fund	40022	1.04E+09	12/8/2021	GSD FY22 Cap Projs RS2021-120	8,660,000	0	200,561	278,891	132,024	8,249,085	
Parks	PAR Two Rivers Mansion - Events Pavili	40022	1.04E+09	12/8/2021	GSD FY22 Cap Projs RS2021-120	1,000,000	0	31,301	714,295	0	285,705	
Parks	PAR Napier Rec Center Pool Repairs	40022	1.04E+09	12/8/2021	GSD FY22 Cap Projs RS2021-120	500,000	0	0	303,635	0	196,365	
Parks	PAR Lockeland Springs	40022	1.04E+09	12/8/2021	GSD FY22 Cap Projs RS2021-120	800,000	0	0	800,000	0	0	
Parks	PAR Global Mall	40022	1.04E+09	12/8/2021	GSD FY22 Cap Projs RS2021-120	8,025,000	0	964,470	7,295,807	719,969	9,224	
Parks	PAR Old Hickory Closeout	40023	1.04E+09	2/21/2023	GSD FY23 Cap Projs RS2023-197	7,900,000	5,302	(11,483)	2,844,027	200,299	4,855,674	
Parks	PAR Sunnyside Renovation Closeout	40023	1.04E+09	2/21/2023	GSD FY23 Cap Projs RS2023-197	550,000	0	0	550,000	0	0	
Parks	PAR Fort Negley - Stonework & Constrcl	40023	1.04E+09	2/21/2023	GSD FY23 Cap Projs RS2023-197	17,500,000	673,564	2,013,419	8,457,082	9,036,918	6,000	
Parks	PAR Riverfront Dock	40023	1.04E+09	2/21/2023	GSD FY23 Cap Projs RS2023-197	1,500,000	0	0	0	0	1,500,000	
Parks	PAR Naval Reserve Bldg Renovation	40023	1.04E+09	2/21/2023	GSD FY23 Cap Projs RS2023-197	2,500,000	0	0	500,000	0	2,000,000	
Parks	PAR Ted Rhodes Football Field	40023	1.04E+09	2/21/2023	GSD FY23 Cap Projs RS2023-197	1,500,000	0	151,828	1,477,636	13,804	8,560	
Parks	PAR Madison Station Park Design	40023	1.04E+09	2/21/2023	GSD FY23 Cap Projs RS2023-197	525,000	0	190,451	502,317	0	22,683	
Parks	PAR Mill Ridge Park - Construction	40023	1.04E+09	2/21/2023	GSD FY23 Cap Projs RS2023-197	8,700,000	0	380,892	2,066,300	6,641,475	(7,775)	*
Parks	PAR Wharf Park - Conceptual Design	40023	1.04E+09	2/21/2023	GSD FY23 Cap Projs RS2023-197	500,000	0	0	0	0	500,000	
Parks	PAR Greenway Bridges	40024	1.04E+09	2/21/2024	GSD FY24 Cap Projs RS2024-194	1,000,000	10,719	313,634	358,475	293,560	347,965	
Parks	PAR Update Parks Master Plan	40024	1.04E+09	2/21/2024	GSD FY24 Cap Projs RS2024-194	750,000	0	354,074	689,120	75,870	(14,990)	*
Parks	PAR Building Mechanicals	40024	1.04E+09	2/21/2024	GSD FY24 Cap Projs RS2024-194	3,100,000	14,576	256,139	2,915,360	135,357	49,283	
Parks	PAR Roof Replacements	40024	1.04E+09	2/21/2024	GSD FY24 Cap Projs RS2024-194	3,500,000	(70,059)	666,559	3,218,984	281,016	0	
Parks	PAR Restroom Replacement	40024	1.04E+09	2/21/2024	GSD FY24 Cap Projs RS2024-194	1,200,000	216	416,977	957,825	242,175	0	
Parks	PAR Paving	40024	1.04E+09	2/21/2024	GSD FY24 Cap Projs RS2024-194	2,350,000	0	49,119	2,339,971	10,029	0	
Parks	PAR Electronic Gates Systemwide	40024	1.04E+09	2/21/2024	GSD FY24 Cap Projs RS2024-194	3,000,000	(120,988)	685,106	1,593,502	201,039	1,205,459	
Parks	PAR Emerald Ash Borer	40024	1.04E+09	2/21/2024	GSD FY24 Cap Projs RS2024-194	1,500,000	67,379	250,446	1,343,297	59,408	97,295	
Parks	PAR Mill Ridge Park	40024	1.04E+09	2/21/2024	GSD FY24 Cap Projs RS2024-194	8,300,000	40,628	63,141	82,846	807,849	7,409,305	
Parks	PAR Maripose Park	40024	1.04E+09	2/21/2024	GSD FY24 Cap Projs RS2024-194	5,000,000	0	4,224,449	4,302,619	484,328	213,053	
Parks	PAR Parthenon HVAC / Building Seal	40024	1.04E+09	2/21/2024	GSD FY24 Cap Projs RS2024-194	2,200,000	200,701	907,868	497,243	1,701,535	1,222	

Metropolitan Government of Nashville and Davidson County
Quarterly Financial Updates
Inception through June 2026
General Obligation Capital Projects

Department Description	Business Unit Description	Fund #	Business Unit / Job #	Project Approval Date	Fund Description	Budget	Period Actual Amount	YTD Actual	Inception to Date Actual	Encumbrnc Amount	Remaining Balance	Notes
Parks	PAR Public Sq Park Repairs / Improvmn	40024	1.04E+09	2/21/2024	GSD FY24 Cap Projs RS2024-194	500,000	0	142,704	436,614	0	63,386	
Parks	PAR Parkwood Community Ctr Rpairs	40024	1.04E+09	2/21/2024	GSD FY24 Cap Projs RS2024-194	550,000	0	0	529,190	0	20,810	
Parks	PAR Greenway Bridges & Boardwalk	40025	1.04E+09	12/17/2024	GSD FY25 Cap Projs RS2024-882	3,125,000	(201,036)	136,147	146,711	1,476,852	1,501,437	
Parks	PAR Safety Repairs - Harpeth Hills	40025	1.04E+09	12/17/2024	GSD FY25 Cap Projs RS2024-882	1,750,000	114,813	1,019,582	1,019,582	742,010	(11,592)	*
Parks	PAR Building Mechanicals	40025	1.04E+09	12/17/2024	GSD FY25 Cap Projs RS2024-882	5,125,000	83,953	3,743,485	4,321,525	413,808	389,667	
Parks	PAR Roofing	40025	1.04E+09	12/17/2024	GSD FY25 Cap Projs RS2024-882	2,300,000	273,820	1,858,379	2,152,568	147,432	0	
Parks	PAR Shelby Davidson SE Riverbank Clo	40025	1.04E+09	12/17/2024	GSD FY25 Cap Projs RS2024-882	2,250,000	16,325	1,097,675	1,124,121	991,609	134,270	
Parks	PAR Paving	40025	1.04E+09	12/17/2024	GSD FY25 Cap Projs RS2024-882	4,900,000	37,143	3,076,029	4,886,637	13,363	0	
Parks	PAR ADA Enhan-FDouglas Pk-Ellington	40025	1.04E+09	12/17/2024	GSD FY25 Cap Projs RS2024-882	850,000	0	22,505	25,596	0	824,404	
Parks	PAR Solar-MBldg, Two Rivers, Madison,	40025	1.04E+09	12/17/2024	GSD FY25 Cap Projs RS2024-882	4,631,000	239,785	814,617	844,230	3,170,296	616,474	
Parks	PAR Parthenon Water Intrusion	40025	1.04E+09	12/17/2024	GSD FY25 Cap Projs RS2024-882	4,500,000	0	141,397	141,397	4,358,603	0	
Parks	PAR CPAS Glulam Beam Repair	40026	1.04E+09	12/16/2025	GSD FY26 Cap Projs RS2025-166	1,400,000	205,000	255,950	255,949	379,740	764,311	
Parks	PAR Ted Rhodes Golf Maintenance She	40026	1.04E+09	12/16/2025	GSD FY26 Cap Projs RS2025-166	3,500,000	0	0	0	86,500	3,413,500	
Parks	PAR Greenways-Boardwalks&Bridges	40026	1.04E+09	12/16/2025	GSD FY26 Cap Projs RS2025-166	4,000,000	0	0	0	0	4,000,000	
Parks	PAR West Park Replacement Design	40026	1.04E+09	12/16/2025	GSD FY26 Cap Projs RS2025-166	2,000,000	0	0	0	0	2,000,000	
Parks	PAR Paving	40026	1.04E+09	12/16/2025	GSD FY26 Cap Projs RS2025-166	2,000,000	220,067	437,827	437,827	1,298,411	263,762	
Parks	PAR Building Mechanicals	40026	1.04E+09	12/16/2025	GSD FY26 Cap Projs RS2025-166	3,780,000	0	0	0	682,614	3,097,386	
Parks	PAR Roofing	40026	1.04E+09	12/16/2025	GSD FY26 Cap Projs RS2025-166	5,140,000	277,479	332,367	332,367	865,719	3,941,914	
Parks	PAR Restroom	40026	1.04E+09	12/16/2025	GSD FY26 Cap Projs RS2025-166	800,000	1,335	15,522	15,521	124,179	660,300	
Parks	PAR Open Space Acquisitions	40026	1.04E+09	12/16/2025	GSD FY26 Cap Projs RS2025-166	1,000,000	0	0	0	0	1,000,000	
Parks	x-PAR Open Space/Riverfront Dev	40113	1.04E+09	2/12/2013	GSD FY13B Capital Projects	4,991,522	0	0	4,991,522	0	0	
Parks	PAR Paving/Maintenance	40113	1.04E+09	2/12/2013	GSD FY13B Capital Projects	2,500,000	0	0	2,500,000	0	0	
Parks	PAR Capital View Park Dev	40118	1.04E+09	11/22/2017	GSD FY18B Capital Projects	2,500,000	0	0	2,500,000	0	0	
Parks	PAR Centennial Park Master Pl	40118	1.04E+09	11/22/2017	GSD FY18B Capital Projects	5,000,000	0	0	4,993,643	6,357	0	
Parks	PAR Bellevue CommCtr & IceRink	40118	1.04E+09	11/22/2017	GSD FY18B Capital Projects	18,000,000	0	0	18,000,000	0	0	
Parks	PAR General Maint County Wide	40118	1.04E+09	11/22/2017	GSD FY18B Capital Projects	2,000,000	0	0	1,964,329	0	35,671	
Parks	PAR Greenways	40118	1.04E+09	11/22/2017	GSD FY18B Capital Projects	2,000,000	0	10,326	226,806	64,714	1,708,480	
Parks	PAR Deferred Maint	40119	1.04E+09	10/22/2018	GSD FY19B Capital Projects	8,000,000	(3,035)	96,908	7,690,760	214,766	94,474	
Parks	PAR Greenways	40119	1.04E+09	10/22/2018	GSD FY19B Capital Projects	10,000,000	0	187,119	3,032,530	155,104	6,812,366	
Parks	PAR Mill Ridge Park Phase 1A	40119	1.04E+09	10/22/2018	GSD FY19B Capital Projects	12,000,000	0	(6,080)	12,000,000	0	0	
Parks	PAR Ravenwood Park Phase 1A	40119	1.04E+09	10/22/2018	GSD FY19B Capital Projects	12,000,000	5,080	643,535	11,388,125	56,134	555,741	
Parks	x-PAR Tennis Court Repairs	40202	1.04E+09	6/10/2009	GSD Capital Improvement Plan	300,000	0	0	0	0	300,000	
Parks	x-PAR Swimming Pool Systems	40202	1.04E+09	6/10/2009	GSD Capital Improvement Plan	200,000	0	0	0	0	200,000	
Parks	x-PAR Hamilton Creek Marina	40202	1.04E+09	6/10/2009	GSD Capital Improvement Plan	25,000	0	0	0	0	25,000	
Parks	x-PAR FMD Park Lilyb's Garden	40202	1.04E+09	6/10/2009	GSD Capital Improvement Plan	110,000	0	0	0	0	110,000	
Parks	PAR Davidson St Along Cumberland Riv	40220	1.04E+09	3/18/2020	GSD FY20B Cap Projs RS2020-21	2,900,000	0	2,440,540	2,874,608	25,392	0	
Parks	PAR Sevier Mansion/Related Buildings	40220	1.04E+09	3/18/2020	GSD FY20B Cap Projs RS2020-21	5,301,700	0	0	5,301,715	10	(25)	**
Parks	x-PAR W Riverfront MDHA Grant	41440	1.04E+09	12/1/2013	Parks W Riverfront MDHA Grant	7,600,000	0	0	7,434,073	0	165,927	
Parks	x-PAR USD Riverfront Phase 2	48009	1.04E+09	6/10/2009	USD FY10 Capital Projects Fund	5,668,687	0	0	5,668,687	0	0	

Metropolitan Government of Nashville and Davidson County
Quarterly Financial Updates
Inception through June 2026
General Obligation Capital Projects

Department Description	Business Unit Description	Fund #	Business Unit / Job #	Project Approval Date	Fund Description	Budget	Period Actual Amount	YTD Actual	Inception to Date Actual	Encumbrnc Amount	Remaining Balance	Notes
	PARKS TOTALS					**604,072,526**	**2,147,042**	**39,482,345**	**483,337,584**	**38,800,669**	**81,934,273**	
	*** Overage due to Encumbrances. Negative Balance will Clear as Actual Payments are Made or Encumbrances are Cancelled.**											
	**** Overage due to Mis-Applied Payment and is in the Process of Being Corrected.**											
Arts Commission	ART Public Art	40009	1.041E+09	6/10/2009	GSD FY10 Capital Projects Fund	8,196,250	0	0	8,196,250	0	0	
Arts Commission	ART Percent for the Arts	40014	1.041E+09	6/12/2013	GSD FY14 Capital Projects	360,000	0	0	360,226	4,998	(5,224)	*
Arts Commission	ART Percent for the Arts	40015	1.041E+09	6/18/2014	GSD FY15 Capital Projects	141,066	0	0	141,066	0	0	
Arts Commission	ART Percent for the Arts	40016	1.041E+09	6/10/2015	GSD FY16 Capital Projects	848,934	0	0	848,934	0	0	
Arts Commission	ART Percent for the Arts	40017	1.041E+09	6/22/2016	GSD FY17 Capital Projects	835,000	0	(752)	800,709	4,000	30,291	
Arts Commission	ART Percent for the Arts	40018	1.041E+09	6/14/2017	GSD FY18 Capital Projects	433,000	(4,068)	979	400,354	139	32,507	
Arts Commission	ART Percent for the Arts	40021	1.041E+09	3/3/2021	GSD FY21 Capital Projects	646,100	4,023	8,056	413,002	12,382	220,716	
Arts Commission	ART PB Bordeaux Gateway Beautify	40022	1.041E+09	12/8/2021	GSD FY22 Capital Projects	200,000	0	0	0	0	200,000	
Arts Commission	ART PB Looby Commty Ctr Library Mura	40022	1.041E+09	12/8/2021	GSD FY22 Capital Projects	105,000	(1,134)	47,165	124,689	1,134	(20,823)	**
Arts Commission	ART Percent for the Arts	40022	1.041E+09	12/8/2021	GSD FY22 Capital Projects	1,592,000	0	50,000	65,499	350,000	1,176,501	
Arts Commission	ART Percent for the Arts	40023	1.041E+09	2/21/2023	GSD FY23 Cap Projs RS2023-197	1,982,800	0	0	0	0	1,982,800	
Arts Commission	ART Percent for the Arts	40024	1.041E+09	2/21/2024	GSD FY24 Cap Projs RS2024-194	1,605,500	0	0	0	0	1,605,500	
Arts Commission	ART Percent for the Arts	40025	1.041E+09	12/17/2024	GSD FY25 Cap Projs RS2024-882	1,437,500	0	0	0	0	1,437,500	
Arts Commission	ART Percent for the Arts	40118	1.041E+09	11/22/2017	GSD FY18B Capital Projects	721,300	0	0	721,300	0	0	
Arts Commission	ART Percent for the Arts	40119	1.041E+09	3/3/2021	GSD FY19B Capital Projects	1,412,000	0	(13,360)	1,228,824	7,392	175,784	
Arts Commission	ART Percent for the Arts	40220	1.041E+09	3/3/2021	GSD FY20B Cap Projs RS2020-21	326,700	41,833	77,071	280,735	33,216	12,749	
Arts Commission	ART Percent for the Arts	45014	1.041E+09	6/12/2013	MNPS FY14 Capital Projects	455,800	0	0	455,493	0	307	
Arts Commission	ART Percent for the Arts	45015	1.041E+09	6/18/2014	MNPS FY15 Capital Projects	540,000	25,000	35,743	395,633	118,078	26,289	
Arts Commission	ART Percent for the Arts	45016	1.041E+09	6/10/2015	MNPS FY16 Capital Projects	123,000	0	0	0	0	123,000	
Arts Commission	ART Percent for the Arts	45017	1.041E+09	6/22/2016	MNPS FY17 Capital Projects	1,324,100	0	0	490,000	25,000	809,100	
Arts Commission	ART Percent for the Arts	45018	1.041E+09	6/14/2017	MNPS FY18 Capital Projects	672,000	0	0	0	0	672,000	
Arts Commission	ART Percent for the Arts	45021	1.041E+09	3/3/2021	MNPS FY21 Capital Projects	1,231,200	0	0	0	0	1,231,200	
Arts Commission	ART Percent for the Arts	45022	1.041E+09	12/8/2021	MNPS FY22 Capital Projects	492,000	0	0	0	0	492,000	
Arts Commission	ART Percent for the Arts	40023	1.041E+09	2/21/2023	MNPS FY23 Cap Projs RS2023-19	1,120,200	0	0	0	0	1,120,200	
Arts Commission	ART Percent for the Arts	40024	1.041E+09	2/21/2024	MNPS FY24 Cap Projs RS2024-19	253,000	0	0	0	0	253,000	
Arts Commission	ART Percent for the Arts	40025	1.041E+09	12/17/2024	MNPS FY25 Cap Projs RS2024-88	104,500	(2,406)	4,672	4,671	45,259	54,570	
Arts Commission	ART Percent for the Arts	45119	1.041E+09	3/3/2021	MNPS FY19B Capital Projects	100,000	0	92,472	92,472	0	7,528	
Arts Commission	ART Percent for the Arts	45220	1.041E+09	3/3/2021	MNPS FY20B Cap Projs RS2020-2	252,600	0	0	0	0	252,600	
	ARTS COMMISSION TOTALS					**27,511,550**	**63,248**	**302,046**	**15,019,857**	**601,598**	**11,890,095**	
	*** Overage due to Encumbrances. Negative Balance will Clear as Actual Payments are Made or Encumbrances are Cancelled.**											
	**** Overage due to Mis-Applied Payment and is in the Process of Being Corrected.**											
Public Works	x-PW Paving GSD	40009	1.042E+09	6/10/2009	GSD FY10 Capital Projects Fund	9,645,038	0	0	9,645,038	0	0	
Public Works	x-PW Traffic GSD	40009	1.042E+09	6/10/2009	GSD FY10 Capital Projects Fund	1,094,871	0	0	1,094,871	0	0	

Metropolitan Government of Nashville and Davidson County
Quarterly Financial Updates
Inception through June 2026
General Obligation Capital Projects

Department Description	Business Unit Description	Fund #	Business Unit / Job #	Project Approval Date	Fund Description	Budget	Period Actual Amount	YTD Actual	Inception to Date Actual	Encumbrnc Amount	Remaining Balance	Notes
Public Works	x-PW GSD First Ave / Riverfront	40009	1.042E+09	6/10/2009	GSD FY10 Capital Projects Fund	60,646	0	0	60,646	0	0	
Public Works	x-PW Sidewalks GSD	40011	1.042E+09	9/27/2010	GSD FY11 Capital Projects Fund	7,500,000	0	0	7,500,000	0	0	
Public Works	x-PW Solid Waste Fac/Equip GSD	40011	1.042E+09	9/27/2010	GSD FY11 Capital Projects Fund	472,274	0	0	472,274	0	0	
Public Works	x-PW So Nashville Convn Ctr GSD	40015	1.042E+09	6/18/2014	GSD FY15 Capital Projects	1,981,222	0	0	1,981,222	0	0	
Public Works	x-PW USD Bridges	48009	1.042E+09	6/10/2009	USD FY10 Capital Projects Fund	797,804	0	0	797,804	0	0	
Public Works	x-PW USD Paving	48009	1.042E+09	6/10/2009	USD FY10 Capital Projects Fund	1,230,469	0	0	1,230,469	0	0	
Public Works	x-PW USD Traffic	48009	1.042E+09	6/10/2009	USD FY10 Capital Projects Fund	677,077	0	0	677,077	0	0	
Public Works	x-PW USD 28th 31st Ave ConnPlan	48009	1.042E+09	6/10/2009	USD FY10 Capital Projects Fund	499,918	0	0	499,918	0	0	
Public Works	x-PW USD First Ave / Riverfront	48009	1.042E+09	6/10/2009	USD FY10 Capital Projects Fund	1,475,353	0	0	1,475,353	0	0	
Public Works	x-PW USD Bikeways	48011	1.042E+09	9/27/2010	USD FY11 Capital Projects Fund	499,978	0	0	499,978	0	0	
Public Works	x-PW USD Traffic Signals/Equip	48011	1.042E+09	9/27/2010	USD FY11 Capital Projects Fund	1,500,000	0	0	1,500,000	0	0	
Public Works	x-PW USD Sidewalks	48113	1.042E+09	2/12/2013	USD FY13B Capital Projects	2,459,140	0	0	2,459,140	0	0	
	PUBLIC WORKS TOTALS					**29,893,791**	**0**	**0**	**29,893,791**	**0**	**0**	
NDOT	PW Bridges GSD	40009	1.042E+09	6/10/2009	GSD FY10 Capital Projects Fund	5,372,310	0	0	5,372,310	0	0	
NDOT	PW Information Systems GSD	40009	1.042E+09	6/10/2009	GSD FY10 Capital Projects Fund	1,467,229	0	0	1,404,246	0	62,983	
NDOT	PW Roadway Projects GSD	40009	1.042E+09	6/10/2009	GSD FY10 Capital Projects Fund	5,694,972	0	0	5,694,972	0	0	
NDOT	PW Sidewalks GSD	40009	1.042E+09	6/10/2009	GSD FY10 Capital Projects Fund	2,976,945	0	0	2,976,945	0	0	
NDOT	PW Bridges GSD	40011	1.042E+09	9/27/2010	GSD FY11 Capital Projects Fund	4,000,000	0	0	4,000,000	0	0	
NDOT	PW Paving/Resurfacing GSD	40011	1.042E+09	9/27/2010	GSD FY11 Capital Projects Fund	7,000,000	0	0	7,000,000	0	0	
NDOT	PW Bikeways GSD	40011	1.042E+09	9/27/2010	GSD FY11 Capital Projects Fund	2,497,712	0	0	2,497,712	0	0	
NDOT	PW 28th/31st Ave Conn GSD	40011	1.042E+09	9/27/2010	GSD FY11 Capital Projects Fund	15,085,752	0	0	15,085,752	0	0	
NDOT	PW Traffic Signals/Equip GSD	40011	1.042E+09	9/27/2010	GSD FY11 Capital Projects Fund	2,500,000	0	0	2,500,000	0	0	
NDOT	PW Sidewalks GSD	40013	1.042E+09	6/19/2012	GSD FY13 Capital Projects Fund	12,000,000	0	0	11,999,987	0	13	
NDOT	PW Paving/Resurfacing GSD	40013	1.042E+09	6/19/2012	GSD FY13 Capital Projects Fund	20,000,000	0	(2,269)	20,000,000	0	0	
NDOT	PW Bikeways GSD	40013	1.042E+09	6/19/2012	GSD FY13 Capital Projects Fund	2,999,867	0	0	2,919,872	0	79,995	
NDOT	PW Bridges GSD	40013	1.042E+09	6/19/2012	GSD FY13 Capital Projects Fund	4,747,328	0	0	4,747,328	0	0	
NDOT	PW Corridor Redevelopment GSD	40013	1.042E+09	6/19/2012	GSD FY13 Capital Projects Fund	7,500,000	0	0	7,484,533	0	15,467	
NDOT	PW Road Projects GSD	40013	1.042E+09	6/19/2012	GSD FY13 Capital Projects Fund	10,000,000	(17,025)	(17,025)	9,757,550	17,025	225,425	
NDOT	PW Signalization GSD	40013	1.042E+09	6/19/2012	GSD FY13 Capital Projects Fund	4,749,421	0	0	4,749,421	0	0	
NDOT	PW Sidewalks GSD	40014	1.042E+09	6/12/2013	GSD FY14 Capital Projects	8,000,000	0	0	7,935,769	0	64,231	
NDOT	PW Paving/Resurfacing GSD	40014	1.042E+09	6/12/2013	GSD FY14 Capital Projects	20,000,000	0	10,875	20,000,000	0	0	
NDOT	PW Bikeways GSD	40014	1.042E+09	6/12/2013	GSD FY14 Capital Projects	2,000,000	0	0	2,041,225	0	(41,225)	**
NDOT	PW Bridges GSD	40014	1.042E+09	6/12/2013	GSD FY14 Capital Projects	1,050,000	0	0	1,072,674	0	(22,674)	**
NDOT	PW Road Projects GSD	40014	1.042E+09	6/12/2013	GSD FY14 Capital Projects	25,000,000	0	0	25,000,000	0	0	
NDOT	PW Signalization GSD	40014	1.042E+09	6/12/2013	GSD FY14 Capital Projects	2,000,000	0	0	2,000,000	0	0	
NDOT	PW Bridges/Colverts-Redirected	40014	1.042E+09	6/12/2013	GSD FY14 Capital Projects	13,630,000	0	0	13,543,735	0	86,265	
NDOT	PW Bikeways-Redirect	40014	1.042E+09	6/12/2013	GSD FY14 Capital Projects	750,000	0	0	732,433	0	17,567	

Metropolitan Government of Nashville and Davidson County
Quarterly Financial Updates
Inception through June 2026
General Obligation Capital Projects

Department Description	Business Unit Description	Fund #	Business Unit / Job #	Project Approval Date	Fund Description	Budget	Period Actual Amount	YTD Actual	Inception to Date Actual	Encumbrnc Amount	Remaining Balance	Notes
NDOT	PW Emergency Roadway Work-Redirec	40014	1.042E+09	6/12/2013	GSD FY14 Capital Projects	410,000	0	0	329,309	0	80,691	
NDOT	PW Traffic Calming-Redirect	40014	1.042E+09	6/12/2013	GSD FY14 Capital Projects	1,500,000	0	(6,684)	1,390,201	24,053	85,746	
NDOT	PW Sidewalks GSD	40015	1.042E+09	6/18/2014	GSD FY15 Capital Projects	17,000,000	0	0	16,999,294	0	706	
NDOT	PW Paving/Resurfacing GSD	40015	1.042E+09	6/18/2014	GSD FY15 Capital Projects	30,000,000	(20,697)	(8,605)	30,272,349	20,697	(293,046)	**
NDOT	PW Traffic/Signal Controls GSD	40015	1.042E+09	6/18/2014	GSD FY15 Capital Projects	8,000,000	0	(3,472)	7,996,340	27	3,633	
NDOT	PW Bridges GSD	40015	1.042E+09	6/18/2014	GSD FY15 Capital Projects	6,000,000	0	0	6,000,000	0	0	
NDOT	PW Sidewalks GSD	40016	1.042E+09	6/10/2015	GSD FY16 Capital Projects	25,000,000	11,229	23,968	24,995,720	94,448	(90,168)	*
NDOT	PW Paving GSD	40016	1.042E+09	6/10/2015	GSD FY16 Capital Projects	20,000,000	0	0	19,988,671	123	11,206	
NDOT	PW Traffic/Signal Controls GSD	40016	1.042E+09	6/10/2015	GSD FY16 Capital Projects	3,000,000	0	0	2,966,537	0	33,463	
NDOT	PW Roads Bridges Bikeways GSD	40016	1.042E+09	6/10/2015	GSD FY16 Capital Projects	31,800,000	(18,036)	282,968	28,935,450	47,588	2,816,962	
NDOT	PW Lanfill Engineering Mnt GSD	40016	1.042E+09	6/10/2015	GSD FY16 Capital Projects	69,596	0	0	69,596	0	0	
NDOT	PW SWalk Paving Rdwy-Recall	40016	1.042E+09	6/10/2015	GSD FY16 Capital Projects	14,495,761	0	0	14,632,278	0	(136,517)	**
NDOT	PW Sidewalks GSD	40017	1.042E+09	6/22/2016	GSD FY17 Capital Projects	30,000,000	(508)	11,844	29,919,574	367,503	(287,077)	*
NDOT	PW Paving GSD	40017	1.042E+09	6/22/2016	GSD FY17 Capital Projects	35,000,000	0	0	34,950,971	1,911	47,118	
NDOT	PW Bikeways GSD	40017	1.042E+09	6/22/2016	GSD FY17 Capital Projects	1,000,000	0	0	993,629	0	6,371	
NDOT	PW Bridges GSD	40017	1.042E+09	6/22/2016	GSD FY17 Capital Projects	10,000,000	0	0	9,909,661	0	90,339	
NDOT	PW Station Blvd Project GSD	40017	1.042E+09	6/22/2016	GSD FY17 Capital Projects	6,000,000	0	0	6,047,832	0	(47,832)	**
NDOT	PW Roadway Improvements GSD	40017	1.042E+09	6/22/2016	GSD FY17 Capital Projects	5,000,000	0	0	4,951,252	455	48,293	
NDOT	PW Traffic Signalization GSD	40017	1.042E+09	6/22/2016	GSD FY17 Capital Projects	10,000,000	0	56,325	9,954,726	27,442	17,832	
NDOT	PW Road Reconstruction GSD	40017	1.042E+09	6/22/2016	GSD FY17 Capital Projects	2,500,000	273,025	542,157	1,075,866	827,669	596,465	
NDOT	PW Paving GSD	40018	1.042E+09	6/14/2017	GSD FY18 Capital Projects	35,000,000	0	(1,956)	34,875,704	7,447	116,849	
NDOT	PW Sidewalks GSD	40018	1.042E+09	6/14/2017	GSD FY18 Capital Projects	30,000,000	0	2,006,972	29,555,802	443,583	615	
NDOT	PW Bikeways GSD	40018	1.042E+09	6/14/2017	GSD FY18 Capital Projects	5,000,000	0	0	4,736,217	155,323	108,460	
NDOT	PW Roadway Reconstrctn/Improv	40018	1.042E+09	6/14/2017	GSD FY18 Capital Projects	13,000,000	0	0	13,525,535	2	(525,537)	**
NDOT	PW Solid Waste-Facilities Equip & Maint	40020	1.042E+09	12/9/2019	GSD FY20 Cap Projs RS2019-100	500,000	0	0	500,000	0	0	
NDOT	PW Roadway ROW Reconstr Improv & M	40020	1.042E+09	12/9/2019	GSD FY20 Cap Projs RS2019-100	500,000	0	0	476,555	0	23,445	
NDOT	PW Madison Station Blvd-Phase 2	40021	1.042E+09	3/3/2021	GSD FY21 Cap Projs RS2021-757	5,000,000	0	105,428	4,456,590	269,498	273,912	
NDOT	PW Solid Waste	40021	1.042E+09	3/3/2021	GSD FY21 Cap Projs RS2021-757	2,150,000	0	(207,979)	2,142,126	0	7,874	
NDOT	PW Satellite City Pmt-Road Infrastr	40021	1.042E+09	3/3/2021	GSD FY21 Cap Projs RS2021-757	1,300,000	0	0	1,276,372	0	23,628	
NDOT	NDOT PB Bordeaux Hill-Speed Bumps	40021	1.042E+09	3/3/2021	GSD FY21 Cap Projs RS2021-757	30,000	0	17,958	29,208	792	0	
NDOT	NDOT PB Buchanan Arts Dist-Signage	40021	1.042E+09	3/3/2021	GSD FY21 Cap Projs RS2021-757	0	0	0	0	0	0	
NDOT	NDOT State of Good Repair	40022	1.042E+09	12/8/2021	GSD FY22 Cap Projs RS2021-120	50,000,000	28,758	1,884,998	48,671,383	393,376	935,241	
NDOT	NDOT Restrtn&Resil-Ptnershp East Bnk	40022	1.042E+09	12/8/2021	GSD FY22 Cap Projs RS2021-120	388,501	0	0	388,501	0	0	
NDOT	NDOT Restrtn&Resil-Trffc Mgmt E Bnk S	40022	1.042E+09	12/8/2021	GSD FY22 Cap Projs RS2021-120	0	0	0	0	0	0	
NDOT	NDOT PB Speed Cushions Haynes	40022	1.042E+09	12/8/2021	GSD FY22 Cap Projs RS2021-120	53,700	0	0	0	0	53,700	
NDOT	NDOT PB Traffic Calming N Nashville	40022	1.042E+09	12/8/2021	GSD FY22 Cap Projs RS2021-120	38,400	0	0	0	0	38,400	
NDOT	NDOT PB Speed Cushions Snell & Panc	40022	1.042E+09	12/8/2021	GSD FY22 Cap Projs RS2021-120	60,000	0	0	0	0	60,000	
NDOT	NDOT USD Annextn - Add Street Lights	40022	1.042E+09	12/8/2021	GSD FY22 Cap Projs RS2021-120	500,000	0	0	0	0	500,000	
NDOT	NDOT Traffic Mgmt Systems/Signal Upg	40022	1.042E+09	12/8/2021	GSD FY22 Cap Projs RS2021-120	7,000,000	3,354	230,830	5,760,151	887,740	352,109	

Metropolitan Government of Nashville and Davidson County
Quarterly Financial Updates
Inception through June 2026
General Obligation Capital Projects

Department Description	Business Unit Description	Fund #	Business Unit / Job #	Project Approval Date	Fund Description	Budget	Period Actual Amount	YTD Actual	Inception to Date Actual	Encumbrnc Amount	Remaining Balance	Notes
NDOT	NDOT Safety/Vision Zero/Traffic Calming	40022	1.042E+09	12/8/2021	GSD FY22 Cap Projs RS2021-120	10,000,000	61,742	1,338,580	3,887,398	880,553	5,232,049	
NDOT	NDOT Vision Zero Education	40022	1.042E+09	12/8/2021	GSD FY22 Cap Projs RS2021-120	1,000,000	0	0	975,341	1,437	23,222	
NDOT	NDOT Nolensville Pk Safety Audit Impler	40022	1.042E+09	12/8/2021	GSD FY22 Cap Projs RS2021-120	6,214,500	11,675	800,729	1,915,781	757,208	3,541,511	
NDOT	NDOT Active Transportation/Bikeways	40022	1.042E+09	12/8/2021	GSD FY22 Cap Projs RS2021-120	2,000,000	24,141	322,420	1,945,488	214,890	(160,378)	*
NDOT	NDOT Sidewalk Design & Construction	40022	1.042E+09	12/8/2021	GSD FY22 Cap Projs RS2021-120	5,000,000	6,039	170,781	4,633,493	306,759	59,748	
NDOT	NDOT State of Good Repair	40023	1.042E+09	2/21/2023	GSD FY23 Cap Projs RS2023-197	38,076,000	57,194	2,179,123	35,001,827	2,222,913	851,260	
NDOT	NDOT Safety/Vision Zero/Traffic Calming	40023	1.042E+09	2/21/2023	GSD FY23 Cap Projs RS2023-197	13,736,000	91,224	2,293,232	8,522,974	3,063,672	2,149,354	
NDOT	NDOT Active Transportation / Bikeways	40023	1.042E+09	2/21/2023	GSD FY23 Cap Projs RS2023-197	5,346,000	44,496	286,147	5,334,068	508,840	(496,908)	*
NDOT	NDOT Traffic Mgmt Systems/Signal Upg	40023	1.042E+09	2/21/2023	GSD FY23 Cap Projs RS2023-197	6,026,000	36,313	1,419,220	4,265,225	1,847,257	(86,482)	*
NDOT	NDOT Sidewalk Program	40023	1.042E+09	2/21/2023	GSD FY23 Cap Projs RS2023-197	13,806,000	0	295,624	12,181,390	1,583,682	40,928	
NDOT	NDOT Roadways	40023	1.042E+09	2/21/2023	GSD FY23 Cap Projs RS2023-197	500,000	0	209,693	439,466	60,534	0	
NDOT	NDOT Restoration & Resiliency / Partner	40023	1.042E+09	2/21/2023	GSD FY23 Cap Projs RS2023-197	1,500,000	0	59,902	536,856	111,821	851,323	
NDOT	NDOT PB Sidewalk - Ewing Valley Rd	40023	1.042E+09	2/21/2023	GSD FY23 Cap Projs RS2023-197	98,000	0	0	0	0	98,000	
NDOT	NDOT PB Dickerson Pk Crosswalk	40023	1.042E+09	2/21/2023	GSD FY23 Cap Projs RS2023-197	400,000	0	0	0	0	400,000	
NDOT	NDOT PB Ped Crossing 24th/Mainstrear	40023	1.042E+09	2/21/2023	GSD FY23 Cap Projs RS2023-197	130,000	0	0	0	0	130,000	
NDOT	NDOT PB Sidewalk-14th AveN/Clay St	40023	1.042E+09	2/21/2023	GSD FY23 Cap Projs RS2023-197	95,000	0	0	0	0	95,000	
NDOT	NDOT PB Traffic Calm 40th/Charlotte	40023	1.042E+09	2/21/2023	GSD FY23 Cap Projs RS2023-197	55,000	0	0	0	0	55,000	
NDOT	NDOT PB Pave Jefferson St / DB Todd	40023	1.042E+09	2/21/2023	GSD FY23 Cap Projs RS2023-197	350,000	0	0	0	0	350,000	
NDOT	NDOT State of Good Repair	40024	1.042E+09	2/21/2024	GSD FY24 Cap Projs RS2024-194	39,100,000	297,426	6,416,662	34,441,649	2,834,592	1,823,759	
NDOT	NDOT Safety/Vision Zero/Traffic Calming	40024	1.042E+09	2/21/2024	GSD FY24 Cap Projs RS2024-194	12,500,000	(38,026)	5,476,282	7,256,799	2,475,028	2,768,173	
NDOT	NDOT Sidewalk Program	40024	1.042E+09	2/21/2024	GSD FY24 Cap Projs RS2024-194	10,000,000	70,231	1,910,043	6,302,017	2,818,197	879,786	
NDOT	NDOT Active Transportation / Bikeways	40024	4.24E+09	2/21/2024	GSD FY24 Cap Projs RS2024-194	5,000,000	(78,312)	1,643,206	2,878,982	1,138,591	982,427	
NDOT	NDOT Traffic Mgmt Systems/Signal Upg	40024	1.042E+09	2/21/2024	GSD FY24 Cap Projs RS2024-194	2,500,000	5,954	1,109,180	1,603,122	462,975	433,903	
NDOT	NDOT Connect Downtown	40024	1.042E+09	2/21/2024	GSD FY24 Cap Projs RS2024-194	2,500,000	29,560	542,052	542,052	810,430	1,147,518	
NDOT	NDOT East Bank Infrastructure & Grid	40024	1.042E+09	2/21/2024	GSD FY24 Cap Projs RS2024-194	0	0	0	0	0	0	
NDOT	NDOT Transportation Planning	40024	1.042E+09	2/21/2024	GSD FY24 Cap Projs RS2024-194	500,000	0	0	45,623	19,248	435,129	
NDOT	NDOT Restrtn&Resiliency-Partnrshp Fur	40024	1.042E+09	2/21/2024	GSD FY24 Cap Projs RS2024-194	2,500,000	0	2,064,318	2,064,318	274,327	161,355	
NDOT	NDOT State of Good Repair	40025	1.042E+09	12/17/2024	GSD FY25 Cap Projs RS2024-882	42,750,000	1,113,782	25,559,662	30,089,662	8,399,738	4,260,600	
NDOT	NDOT Safety/Vision Zero/Traffic Calming	40025	1.042E+09	12/17/2024	GSD FY25 Cap Projs RS2024-882	6,850,000	0	158,438	158,438	959,569	5,731,993	
NDOT	NDOT Sidewalk Program	40025	1.042E+09	12/17/2024	GSD FY25 Cap Projs RS2024-882	6,000,000	61,620	188,212	188,212	1,076,838	4,734,950	
NDOT	NDOT Active Transprtn/Bikeways	40025	1.042E+09	12/17/2024	GSD FY25 Cap Projs RS2024-882	4,000,000	0	253,830	253,830	0	3,746,170	
NDOT	NDOT Traffic Mgmt Systems/Signal Upg	40025	1.042E+09	12/17/2024	GSD FY25 Cap Projs RS2024-882	500,000	0	130,990	130,990	0	369,010	
NDOT	NDOT Roadways	40025	1.042E+09	12/17/2024	GSD FY25 Cap Projs RS2024-882	2,000,000	0	900,000	900,000	0	1,100,000	
NDOT	NDOT East Bank Infrastructure & Grid	40025	1.042E+09	12/17/2024	GSD FY25 Cap Projs RS2024-882	385,340	0	343,840	385,340	0	0	
NDOT	NDOT Nashville Yards Infr Improvement	40025	1.042E+09	12/17/2024	GSD FY25 Cap Projs RS2024-882	3,000,000	0	0	3,000,000	0	0	
NDOT	NDOT Restrtn&Resiliency-Partnrshp Fur	40025	1.042E+09	12/17/2024	GSD FY25 Cap Projs RS2024-882	5,000,000	14,235	208,635	208,635	1,285,779	3,505,586	
NDOT	NDOT State of Good Repair	40026	1.042E+09	12/16/2025	GSD FY26 Cap Projs RS2025-166	49,900,000	140,404	140,404	140,404	26,725,691	23,033,905	
NDOT	NDOT Connect Downtown	40026	1.042E+09	12/16/2025	GSD FY26 Cap Projs RS2025-166	3,500,000	0	0	0	0	3,500,000	
NDOT	NDOT Safety/Vision Zero/Traffic Calming	40026	1.042E+09	12/16/2025	GSD FY26 Cap Projs RS2025-166	3,800,000	0	0	0	0	3,800,000	

Metropolitan Government of Nashville and Davidson County
Quarterly Financial Updates
Inception through June 2026
General Obligation Capital Projects

Department Description	Business Unit Description	Fund #	Business Unit / Job #	Project Approval Date	Fund Description	Budget	Period Actual Amount	YTD Actual	Inception to Date Actual	Encumbrnc Amount	Remaining Balance	Notes
NDOT	NDOT Restrtn&Resiliency-Partnr Funds	40026	1.042E+09	12/16/2025	GSD FY26 Cap Projs RS2025-166	7,000,000	0	179,686	179,686	573,862	6,246,452	
NDOT	NDOT Traffic Mgmt Systm/Signal Upgrd	40026	1.042E+09	12/16/2025	GSD FY26 Cap Projs RS2025-166	4,000,000	0	0	0	432,542	3,567,458	
NDOT	NDOT Sidewalks	40026	1.042E+09	12/16/2025	GSD FY26 Cap Projs RS2025-166	7,800,000	0	0	0	0	7,800,000	
NDOT	NDOT Active Transportation/Bikeways	40026	1.042E+09	12/16/2025	GSD FY26 Cap Projs RS2025-166	3,000,000	0	0	0	252,575	2,747,425	
NDOT	PW Century Farms Access Roads	40118	1.042E+09	11/22/2017	GSD FY18B Capital Projects	6,994,671	0	0	6,994,671	0	0	
NDOT	PW Roadway Construct & Improve	40118	1.042E+09	11/22/2017	GSD FY18B Capital Projects	7,375,000	651	980,516	6,217,847	722,533	434,620	
NDOT	PW Traffic Management Program	40118	1.042E+09	11/22/2017	GSD FY18B Capital Projects	3,000,000	0	0	2,929,036	0	70,964	
NDOT	PW Paving Program	40119	1.042E+09	10/22/2018	GSD FY19B Capital Projects	30,000,000	0	218,726	29,602,502	93,801	303,697	
NDOT	PW Sidewalks Program	40119	1.042E+09	10/22/2018	GSD FY19B Capital Projects	30,000,000	(5,842)	2,452,706	29,266,217	828,274	(94,491)	*
NDOT	PW Road Program	40119	1.042E+09	10/22/2018	GSD FY19B Capital Projects	15,000,000	70,052	788,856	12,846,336	2,039,587	114,077	
NDOT	PW Bridges Program	40119	1.042E+09	10/22/2018	GSD FY19B Capital Projects	4,000,000	0	0	4,002,128	0	(2,128)	**
NDOT	PW Solid Waste- Recycle Equip	40119	1.042E+09	10/22/2018	GSD FY19B Capital Projects	1,500,000	0	0	1,500,000	0	0	
NDOT	PW Traffic Mgmt Program	40119	1.042E+09	10/22/2018	GSD FY19B Capital Projects	3,000,000	(968)	607	2,765,482	175,643	58,875	
NDOT	PW Traffic Calming	40119	1.042E+09	10/22/2018	GSD FY19B Capital Projects	1,500,000	0	2,307	1,474,442	0	25,558	
NDOT	PW Bikeways Program	40119	1.042E+09	10/22/2018	GSD FY19B Capital Projects	1,500,000	2,169	152,513	1,268,914	14,567	216,519	
NDOT	PW East Bank/Cowan-Infrastrct	40119	1.042E+09	10/22/2018	GSD FY19B Capital Projects	13,827,274	0	0	13,827,274	0	0	
NDOT	PW Solid Waste-Landfill Repair	40119	1.042E+09	10/22/2018	GSD FY19B Capital Projects	500,000	0	138,179	258,204	134,796	107,000	
NDOT	PW Traffic Management	40220	1.042E+09	3/18/2020	GSD FY20B Cap Projs RS2020-21	1,250,000	0	133,138	658,562	29,245	562,193	
NDOT	PW Paving Program	40220	1.042E+09	3/18/2020	GSD FY20B Cap Projs RS2020-21	6,000,000	0	932,751	6,014,513	40,365	(54,878)	*
NDOT	PW Sidewalk Program	40220	1.042E+09	3/18/2020	GSD FY20B Cap Projs RS2020-21	4,000,000	0	0	3,749,115	66	250,819	
NDOT	PW Roadways/ROW Improv/Maintenanc	40220	1.042E+09	3/18/2020	GSD FY20B Cap Projs RS2020-21	2,200,000	1,440	16,215	1,965,186	35,358	199,456	
NDOT	PW Solid Waste Equipment	40220	1.042E+09	3/18/2020	GSD FY20B Cap Projs RS2020-21	500,000	0	0	499,928	0	72	
NDOT	PW State of Good Repair - Paving	42021	1.042E+09	3/3/2021	Transportation Plan FY21 Cap Proj	28,000,000	5,433	469,584	27,442,897	249,545	307,558	
NDOT	PW State of Good Repair - Sidewalks	42021	1.042E+09	3/3/2021	Transportation Plan FY21 Cap Proj	10,000,000	9,884	199,780	9,671,884	10	328,106	
NDOT	PW State of Good Repair - Bridge Progr	42021	1.042E+09	3/3/2021	Transportation Plan FY21 Cap Proj	7,750,000	0	182,741	7,585,655	179,680	(15,335)	*
NDOT	PW State of Good Repair -Bridge Lightin	42021	1.042E+09	3/3/2021	Transportation Plan FY21 Cap Proj	2,250,000	0	207,891	2,072,157	50,208	127,635	
NDOT	PW Sidewalks-Walk/Bike Updates-Lwr E	42021	1.042E+09	3/3/2021	Transportation Plan FY21 Cap Proj	11,000,000	11,194	1,221,211	9,487,065	497,199	1,015,736	
NDOT	PW Jefferson St Cap - Roadways ROW	42021	1.042E+09	3/3/2021	Transportation Plan FY21 Cap Proj	5,800,000	217,579	1,185,879	2,129,861	1,070,215	2,599,924	
NDOT	PW Restoration & Resiliency-Roadways	42021	1.042E+09	3/3/2021	Transportation Plan FY21 Cap Proj	7,719,058	70	584,787	6,102,559	347,375	1,269,124	
NDOT	PW East Bank - Planning	42021	1.042E+09	3/3/2021	Transportation Plan FY21 Cap Proj	4,540,583	0	(908,339)	4,540,583	0	0	
NDOT	PW SafetyVisionZero &TrafficCalm-Traff	42021	1.042E+09	3/3/2021	Transportation Plan FY21 Cap Proj	15,000,000	75,863	1,214,211	13,891,187	844,376	264,437	
NDOT	PW Active Transportation -Bikeways	42021	1.042E+09	3/3/2021	Transportation Plan FY21 Cap Proj	4,500,000	16,256	816,005	3,279,762	968,910	251,328	
NDOT	PW TrafficMgt&Signal Upgrd-Traf Ctrl C	42021	1.042E+09	3/3/2021	Transportation Plan FY21 Cap Proj	499,965	0	0	499,965	0	0	
NDOT	PW TrafficMgt&Signal Upgrd-Traf Mgt P	42021	1.042E+09	3/3/2021	Transportation Plan FY21 Cap Proj	5,300,000	145	351,940	4,551,118	478,721	270,161	
NDOT	PW TrafficMgt&Signal Upgrd-Roadways	42021	1.042E+09	3/3/2021	Transportation Plan FY21 Cap Proj	1,700,000	(156,000)	(149,595)	812,858	605,775	281,367	
NDOT	PW Downtn Neighbrhd Traffic Proj-Road	42021	1.042E+09	3/3/2021	Transportation Plan FY21 Cap Proj	1,000,000	0	0	915,000	56,500	28,500	
NDOT	PW Info Tech - IT Upgrades	42021	1.042E+09	3/3/2021	Transportation Plan FY21 Cap Proj	1,000,000	0	0	749,933	4,950	245,117	
NDOT	PW Info Tech - IT Upgrades - NDOT	42021	1.042E+09	3/3/2021	Transportation Plan FY21 Cap Proj	2,922,000	0	457,856	2,305,235	232,286	384,479	
NDOT	PW Land Purchase - Roadways	42021	1.042E+09	3/3/2021	Transportation Plan FY21 Cap Proj	1,000,000	0	0	0	0	1,000,000	

Metropolitan Government of Nashville and Davidson County
Quarterly Financial Updates
Inception through June 2026
General Obligation Capital Projects

Department Description	Business Unit Description	Fund #	Business Unit / Job #	Project Approval Date	Fund Description	Budget	Period Actual Amount	YTD Actual	Inception to Date Actual	Encumbrnc Amount	Remaining Balance	Notes
NDOT	PW Active Transprtn -Roadways/ROW	42021	1.042E+09	3/3/2021	Transportation Plan FY21 Cap Proj	2,500,000	2	2,753	2,280,531	656	218,813	
NDOT	PW GSD Library Parking Garage	44116	1.042E+09	6/10/2015	GSD PW FY16 S/F Capital Projs	10,000,000	0	0	10,000,000	0	0	
NDOT	PW USD Bikeways	48009	1.042E+09	6/10/2009	USD FY10 Capital Projects Fund	889,698	0	0	884,407	0	5,291	
NDOT	PW USD Roadway Projects	48009	1.042E+09	6/10/2009	USD FY10 Capital Projects Fund	7,226,761	0	0	7,226,761	0	0	
NDOT	PW USD Sidewalks	48009	1.042E+09	6/10/2009	USD FY10 Capital Projects Fund	2,277,325	0	0	2,277,325	0	0	
NDOT	PW SWalk Paving Rdwy-Recall	48009	1.042E+09	6/10/2009	USD FY10 Capital Projects Fund	4,217	0	0	4,217	0	0	
NDOT	PW USD Paving/Resurfacing	48011	1.042E+09	9/27/2010	USD FY11 Capital Projects Fund	4,985,510	0	0	4,985,915	0	(405)	**
NDOT	PW USD Sidewalks	48011	1.042E+09	9/27/2010	USD FY11 Capital Projects Fund	5,000,000	0	0	5,000,000	0	0	
NDOT	PW USD Multi Fam Refuse/Recycl	48011	1.042E+09	9/27/2010	USD FY11 Capital Projects Fund	250,000	0	0	239,535	0	10,465	
NDOT	PW USD Refuse/Recycle Contain	48011	1.042E+09	9/27/2010	USD FY11 Capital Projects Fund	275,000	0	0	274,990	0	10	
NDOT	PW SWalk Paving Rdwy-Recall	48011	1.042E+09	9/27/2010	USD FY11 Capital Projects Fund	305,922	0	0	305,922	0	0	
NDOT	PW Solid Waste Study	48017	1.042E+09	6/22/2016	USD FY17 Capital Projects Fund	500,000	0	0	499,999	1	0	
NDOT	PW USD Paving/Road Projects	48113	1.042E+09	2/12/2013	USD FY13B Capital Projects	4,981,420	0	0	4,976,240	0	5,180	
NDOT	PW USD Annexation	48118	1.042E+09	2/12/2013	USD FY18B Capital Projects	225,000	0	0	225,000	0	0	
	NASHVILLE DEPT OF TRANSPORTATION TOTALS					**1,198,284,739**	**2,457,726**	**73,180,442**	**1,010,757,849**	**75,386,892**	**112,139,998**	
				*** Overage due to Encumbrances. Negative Balance will Clear as Actual Payments are Made or Encumbrances are cancelled.**								
				**** Overage due to Mis-Applied Payment and is in the Process of Being Corrected.**								
						29,893,790						
Farmer's Market	FAR Farmers Mkt Projects	40109	1.06E+09	6/10/2009	GSD FY10 Self-funding Cap Proj	43,668	0	0	77,083	0	(33,415)	**
Farmer's Market	FAR Farmers Mkt HVAC Replace	40119	1.06E+09	10/22/2018	GSD FY19B Capital Projects	1,200,000	0	0	1,198,158	0	1,842	
	FARMERS' MARKET TOTALS					**1,243,668**	**0**	**0**	**1,275,241**	**0**	**(31,573)**	
				**** Overage to be transferred to separate capital account to clear negative balance.**								
Muni Auditorium	MUN Life & Safety Upgrades	40009	1.061E+09	6/10/2009	GSD FY10 Capital Projects Fund	0	0	0	0	0	0	
Muni Auditorium	MUN Plumbing HVAC Repairs/Reno	40021	1.061E+09	3/3/2021	GSD FY21 Cap Projs RS2021-757	2,500,000	(1,062)	228,309	1,569,733	89,824	840,443	
	MUNICIPAL AUDITORIUM TOTALS					**2,500,000**	**(1,062)**	**228,309**	**1,569,733**	**89,824**	**840,443**	
Fairgrounds-Nasl	BFC Fairgrounds Improvements	40017	1.062E+09	6/22/2016	GSD FY17 Capital Projects	16,909,740	0	(11,230)	16,887,281	0	22,459	
Fairgrounds-Nasl	BFC Buildings & Facilities Imp	40019	1.062E+09	9/5/2018	GSD FY19 Cap Projs RS2018-132	24,996,321	0	0	24,996,321	0	0	
Fairgrounds-Nasl	BFC Fairgrounds Infrastructure	40022	1.062E+09	12/8/2021	GSD FY22 Cap Projs RS2021-120	22,000,000	168,481	2,902,826	14,168,184	2,806,036	5,025,780	
Fairgrounds-Nasl	BFC Fairgrounds Campus Completion	40023	1.062E+09	2/21/2023	GSD FY23 Cap Projs RS2023-197	19,300,000	121,184	1,362,928	3,919,148	4,580,373	10,800,479	
Fairgrounds-Nasl	BFC Solar Installation	40025	1.062E+09	12/17/2024	GSD FY25 Cap Projs RS2024-882	2,408,000	379,732	379,732	379,732	1,804,187	224,081	
	FAIRGROUNDS - NASHVILLE TOTALS					**85,614,061**	**669,397**	**4,634,256**	**60,350,666**	**9,190,596**	**16,072,799**	

Metropolitan Government of Nashville and Davidson County
Quarterly Financial Updates
Inception through June 2026
General Obligation Capital Projects

Department Description	Business Unit Description	Fund #	Business Unit / Job #	Project Approval Date	Fund Description	Budget	Period Actual Amount	YTD Actual	Inception to Date Actual	Encumbrnc Amount	Remaining Balance	Notes
Sports Authority	x-SPA Roof and Signage	40009	1.064E+09	6/10/2009	GSD FY10 Capital Projects Fund	13,995	0	0	13,995	0	0	
Sports Authority	SPA MLS Infrastructure	40019	1.064E+09	9/5/2018	GSD FY19 Cap Projs RS2018-132	25,000,000	0	0	24,930,012	0	69,988	
Sports Authority	x-SPA Bridgestone Arena Ext Imp	40113	1.064E+09	2/12/2013	GSD FY13B Capital Projects	6,214,040	0	0	6,214,040	0	0	
	SPORTS AUTHORITY TOTALS					**31,228,035**	**0**	**0**	**31,158,047**	**0**	**69,988**	
Water & Sewer	W&S Stormwater Drain GO Closeo	40009	1.065E+09	6/10/2009	GSD FY10 Capital Projects Fund	328,560	0	0	253,590	0	74,970	
Water & Sewer	W&S FY17 StormwaterHomeBuyouts	40017	1.065E+09	6/22/2016	GSD FY17 Capital Projects	5,000,000	0	0	4,718,153	0	281,847	
Water & Sewer	W&S Waste Services Hvy Equip/Garbg	40022	1.065E+09	12/8/2021	GSD FY22 Cap Projs RS2021-120	1,280,000	0	0	1,280,000	0	0	
Water & Sewer	W&S Waste Services Security	40022	1.065E+09	12/8/2021	GSD FY22 Cap Projs RS2021-120	1,000,000	0	93,886	549,870	28,892	421,238	
Water & Sewer	W&S PB Upgrade Drains Moormans Arn	40022	1.065E+09	12/8/2021	GSD FY22 Cap Projs RS2021-120	500,000	0	0	376,953	0	123,047	
Water & Sewer	W&S SW County-wide Projects	40022	1.065E+09	12/8/2021	GSD FY22 Cap Projs RS2021-120	12,550,000	0	0	14,718,838	0	(2,168,838)	**
Water & Sewer	W&S SW Engineering & Design	40022	1.065E+09	12/8/2021	GSD FY22 Cap Projs RS2021-120	3,000,000	0	0	3,074,142	0	(74,142)	**
Water & Sewer	W&S Waste Collection	40024	1.065E+09	2/21/2024	GSD FY24 Cap Projs RS2024-194	1,000,000	0	(548,598)	1,000,000	0	0	
Water & Sewer	W&S Customer Info System (CIS)	40024	1.065E+09	2/21/2024	GSD FY24 Cap Projs RS2024-194	1,000,000	12,606	15,526	133,884	14,474	851,642	
Water & Sewer	W&S Waste Diversion Pilot - 2nd Ave	40024	1.065E+09	2/21/2024	GSD FY24 Cap Projs RS2024-194	1,500,000	0	0	0	0	1,500,000	
Water & Sewer	W&S SW Capitl Constructn/Remediation	40024	1.065E+09	2/21/2024	GSD FY24 Cap Projs RS2024-194	13,000,000	0	0	0	0	13,000,000	
Water & Sewer	W&S SW Captl Constrctn/Remedial Mai	40025	1.065E+09	12/17/2024	GSD FY25 Cap Projs RS2024-882	12,925,000	208,774	951,119	951,119	5,777,063	6,196,818	
Water & Sewer	W&S SW Engineering	40026	1065400026	12/16/2025	GSD FY25 Cap Projs RS2025-166	4,000,000	0	0	0	0	4,000,000	
Water & Sewer	W&S SW Complnce Assist & Master Pla	40026	1065400026	12/16/2025	GSD FY25 Cap Projs RS2025-166	2,480,000	0	0	0	0	2,480,000	
Water & Sewer	W&S SW Captl Constrctn/Remedial Mai	40026	1065400026	12/16/2025	GSD FY25 Cap Projs RS2025-166	16,020,000	0	0	0	0	16,020,000	
Water & Sewer	W&S SW State of Good Repair-SW Proj	41021	1.065E+09	3/3/2021	W&S GSD Stormwater FY21 SF C	19,830,000	0	0	19,035,663	0	794,337	
Water & Sewer	W&S Stormwater Program	41113	1.065E+09	2/12/2013	W&S GSD StormwaterS/F FY13BC	49,987,776	0	0	49,987,776	0	0	
Water & Sewer	W&S Stormwater FY18B SF Projs	41118	1.065E+09	11/22/2017	W&S GSD StormwaterS/F FY18BC	10,000,000	0	0	9,770,074	0	229,926	
Water & Sewer	W&S Stormwater FY19B SF Projs	41119	1.065E+09	10/22/2018	W&S GSD StormwaterS/F FY19BC	20,000,000	0	0	20,783,084	0	(783,084)	**
Water & Sewer	x-W&S SW USD Drain GO Closeout	48009	1.065E+09	6/10/2009	USD FY10 Capital Projects Fund	177,159	0	0	177,159	0	0	
Water & Sewer	W&S Stormwater S/F FY10 CapPrj	49110	1.065E+09	6/10/2009	W&S GSD Stormwater S/F FY10C	48,299,981	0	0	47,316,352	0	983,629	
Water & Sewer	W&S Stormwater Home Buyouts	49110	1.065E+09	6/10/2009	W&S GSD Stormwater S/F FY10C	0	0	0	0	0	0	
Water & Sewer	W&S Stormwater Fairgrounds	49110	1.065E+09	6/10/2009	W&S GSD Stormwater S/F FY10C	1,695,000	0	0	1,695,000	0	0	
	WATER & SEWER TOTALS					**225,573,476**	**221,380**	**511,933**	**175,821,657**	**5,820,429**	**43,931,390**	
				**** Overage to be transferred to separate capital account to clear negative balance.**								
General Hospital	x-GHOStar and Rev Cycle Softwar	40009	1.067E+09	6/10/2009	GSD FY10 Capital Projects Fund	284,479	0	0	284,479	0	0	
General Hospital	x-GHO STAR Technology Proj	40014	1.067E+09	6/12/2013	GSD FY14 Capital Projects	2,300,000	0	0	2,300,000	0	0	
General Hospital	x-GHOIT System Replace/McKesson	40015	1.067E+09	6/18/2014	GSD FY15 Capital Projects	1,200,000	0	0	1,200,000	0	0	
General Hospital	x-GHOMedical Equipment	40015	1.067E+09	6/18/2014	GSD FY15 Capital Projects	1,800,000	0	0	1,800,000	0	0	
General Hospital	GHO Maint/ Renovation/ Equipmt	40016	1.067E+09	6/10/2015	GSD FY16 Capital Projects	3,000,000	0	0	3,000,000	0	0	
General Hospital	GHO Misc Equipment/Upgrades	40017	1.067E+09	6/22/2016	GSD FY17 Capital Projects	5,000,000	0	0	5,000,000	0	0	

Metropolitan Government of Nashville and Davidson County
Quarterly Financial Updates
Inception through June 2026
General Obligation Capital Projects

Department Description	Business Unit Description	Fund #	Business Unit / Job #	Project Approval Date	Fund Description	Budget	Period Actual Amount	YTD Actual	Inception to Date Actual	Encumbrnc Amount	Remaining Balance	Notes
General Hospital	GHO Facilities/Equipmt Maint Repair	40026	1067400026	12/16/2025	GSD FY25 Cap Projs RS2025-166	5,000,000	0	1,790,697	1,790,697	0	3,209,303	
General Hospital	GHO Misc Repairs Maint Equipmt	40119	1.067E+09	10/22/2018	GSD FY19B Capital Projects	2,400,000	0	0	2,400,000	0	0	
	GENERAL HOSPITAL TOTALS					**20,984,479**	**0**	**1,790,697**	**17,775,176**	**0**	**3,209,303**	
DES-Dist Energy	W&S DES Engineering	40024	1.068E+09	2/21/2024	GSD FY24 Cap Projs RS2024-194	45,000	0	0	0	0	45,000	
DES-Dist Energy	W&S DES Tunnel Repairs	40024	1.068E+09	2/21/2024	GSD FY24 Cap Projs RS2024-194	935,000	0	0	0	0	935,000	
DES-Dist Energy	W&S DES Service Connectns - Repairs	40024	1.068E+09	2/21/2024	GSD FY24 Cap Projs RS2024-194	1,565,000	0	0	0	0	1,565,000	
DES-Dist Energy	W&S DES Captl Constrctn / Remedial M	40025	1.068E+09	12/17/2024	GSD FY25 Cap Projs RS2024-882	2,975,000	0	0	0	0	2,975,000	
DES-Dist Energy	DES MCC Infrastructure CP	49107	1.068E+09	9/27/2010	DES MCC Infrastructure FY11 CP	8,500,000	39,982	43,969	8,461,246	130,728	(91,974)	*
DES-Dist Energy	DES Misc Service Projects	49109	1.068E+09	6/10/2009	DES FY10 Self-Funding Cap Proj	2,919,390	0	0	2,849,185	0	70,205	
DES-Dist Energy	DES Customer Connection and Re	49109	1.068E+09	6/10/2009	DES FY10 Self-Funding Cap Proj	2,410,000	0	0	1,047,758	0	1,362,242	
DES-Dist Energy	DES FY16 Misc Service Projects	49116	1.068E+09	6/10/2015	USD DES FY16 S/F Capital Projs	25,284,478	218,322	769,087	8,562,488	158,054	16,563,936	
	DISTRICT ENERGY SYSTEM TOTALS					**44,633,868**	**258,304**	**813,056**	**20,920,677**	**288,782**	**23,424,409**	
				*** Overage due to Encumbrances. Negative Balance will Clear as Actual Payments are Made or Encumbrances are cancelled.**								
Nashville Waste S	NWS Facilities, Landfill, Equip & Maint	40025	1.072E+09	12/17/2024	GSD FY25 Cap Projs RS2024-882	2,000,000	(89,604)	1,160,362	2,061,954	331,308	(393,262)	*
Nashville Waste S	NWS Collectn&Recycling-Hardware&Sof	40025	1.072E+09	12/17/2024	GSD FY25 Cap Projs RS2024-882	5,000,000	(170,546)	1,990,553	2,687,260	233,411	2,079,329	
Nashville Waste S	NWS Convenience Centers	40025	1.072E+09	12/17/2024	GSD FY25 Cap Projs RS2024-882	5,000,000	(11,796)	838,092	1,549,344	519,923	2,930,733	
Nashville Waste S	NWS Buzzard Hollow - Phase 1	40026	1072400026	12/16/2025	GSD FY25 Cap Projs RS2025-166	1,600,000	15,670	116,795	116,795	1,058,205	425,000	
	WASTE SERVICES TOTALS					**13,600,000**	**(256,276)**	**4,105,802**	**6,415,353**	**2,142,847**	**5,041,800**	
				*** Overage due to Encumbrances. Negative Balance will Clear as Actual Payments are Made or Encumbrances are cancelled.**								
East Bank Develo	EBDA 2022 Restrtn&Resil - Partnershp E	40022	1.073E+09	12/8/2021	GSD FY22 Cap Projs RS2021-120	19,611,499	0	0	0	0	19,611,499	
East Bank Develo	EBDA 2022 Restrtn&Resil - Traffic Mgmt	40022	1.073E+09	12/8/2021	GSD FY22 Cap Projs RS2021-120	5,000,000	0	190,610	190,610	1,607,970	3,201,420	
East Bank Develo	EBDA 2023 E Bk Infr Prgm Mgt/Coord/St	40023	1.073E+09	2/21/2023	GSD FY23 Cap Projs RS2023-197	1,041,774	3,913	131,835	131,835	357,470	552,469	
East Bank Develo	EBDA 2024 E Bk Infr Prgm Mgt/Coord/St	40024	1.073E+09	2/21/2024	GSD FY24 Cap Projs RS2024-194	4,809,352	782,567	782,567	782,567	3,979,358	47,427	
East Bank Develo	EBDA 2024 East Bk Infrastrucutre & Grid	40024	1.073E+09	2/21/2024	GSD FY24 Cap Projs RS2024-194	20,000,000	0	0	0	0	20,000,000	
East Bank Develo	EBDA 2025 E Bk Infr Prgm Mgt/Coord/St	40025	1.073E+09	12/17/2024	GSD FY25 Cap Projs RS2024-882	5,502,255	93,172	99,172	99,172	1,197,279	4,205,804	
East Bank Develo	EBDA 2025 East Bk Infrastructure & Grid	40025	1.073E+09	12/17/2024	GSD FY25 Cap Projs RS2024-882	33,114,660	0	10,155,710	10,155,710	3,227,424	19,731,526	
East Bank Develo	EBDA Infrastructure & Grid	40026	1.073E+09	12/16/2025	GSD FY26 Cap Projs RS2025-166	27,800,000	0	0	0	0	27,800,000	
East Bank Develo	EBDA Infrastructure Prog Mgmt / Coordr	40026	1.073E+09	12/16/2025	GSD FY26 Cap Projs RS2025-166	6,000,000	0	0	0	0	6,000,000	
East Bank Develo	EBDA Duct Bank NES	40026	1.073E+09	12/16/2025	GSD FY26 Cap Projs RS2025-166	2,900,000	0	0	0	0	2,900,000	
East Bank Develo	EBDA Line / Pipe Relocations	40026	1.073E+09	12/16/2025	GSD FY26 Cap Projs RS2025-166	1,100,000	0	0	0	0	1,100,000	
East Bank Develo	EBDA 2019 East Bk / Cowan - Infrastrct	40119	1.073E+09	10/22/2018	GSD FY19B Capital Projects	6,172,726	0	0	0	0	6,172,726	
East Bank Develo	EBDA 2021 Restoratn & Resiliency - Rdv	42021	1.073E+09	3/3/2021	GSD FY21 Cap Projs RS2021-757	2,336,632	0	8,458	8,457	2,294,499	33,676	
East Bank Develo	EBDA 2021 East Bank Planning	42021	1.073E+09	3/3/2021	GSD FY21 Cap Projs RS2021-757	403,727	0	0	0	0	403,727	

Metropolitan Government of Nashville and Davidson County
Quarterly Financial Updates
Inception through June 2026
General Obligation Capital Projects

Department Description	Business Unit Description	Fund #	Business Unit / Job #	Project Approval Date	Fund Description	Budget	Period Actual Amount	YTD Actual	Inception to Date Actual	Encumbrnc Amount	Remaining Balance	Notes
	EAST BANK DEVELPMT AUTH TOTALS					**135,792,625**	**879,652**	**11,368,352**	**11,368,351**	**12,664,000**	**111,760,274**	
Metro Action Con	x-MAC New Headstart North Kitch	40009	75401010	6/10/2009	GSD FY10 Capital Projects Fund	20,889	0	0	20,889	0	0	
Metro Action Con	x-MAC New Headstart Fac Douglas	40009	75402010	6/10/2009	GSD FY10 Capital Projects Fund	27,033	0	0	27,033	0	0	
Metro Action Con	MAC Repairs/Major Maintenance	40018	75401018	6/14/2017	GSD FY18 Capital Projects	2,500,000	0	0	2,500,000	0	0	
Metro Action Con	MAC Sprinkler System Installations	40021	75400021	3/3/2021	GSD FY21 Cap Projs RS2021-757	500,000	49,090	543,714	562,358	0	(62,358)	**
Metro Action Con	MAC Replace Damaged Walls Flooring	40021	75401021	3/3/2021	GSD FY21 Cap Projs RS2021-757	150,000	9,137	9,137	17,150	49,543	83,307	
Metro Action Con	MAC Replace Damaged Tile - Douglass	40021	75402021	3/3/2021	GSD FY21 Cap Projs RS2021-757	150,000	0	0	146,775	0	3,225	
Metro Action Con	MAC Recon Side of Richland Ctr Parkg l	40021	75403021	3/3/2021	GSD FY21 Cap Projs RS2021-757	250,000	20,768	20,768	20,768	0	229,232	
	METRO ACTION COMMISSION TOTALS					**3,597,922**	**78,995**	**573,619**	**3,294,973**	**49,543**	**253,406**	
				**** Overage to be transferred to separate capital account to clear negative balance.**								
MDHA	x-MDHA African Am Museum	40009	77401010	6/10/2009	GSD FY10 Capital Projects Fund	465,898	0	0	465,898	0	0	
MDHA	x-MDHA Adventure Science	40009	77406010	6/10/2009	GSD FY10 Capital Projects Fund	245,747	0	0	245,747	0	0	
MDHA	x-MDHA Zoo	40009	77408010	6/10/2009	GSD FY10 Capital Projects Fund	451,235	0	0	451,235	0	0	
MDHA	x-MDHAAffordble Housng Infrastr	40016	77401016	6/10/2015	GSD FY16 Capital Projects	4,000,000	0	0	4,000,000	0	0	
MDHA	MDHA Infrastructure Improv-Hsg	40017	77401017	6/22/2016	GSD FY17 Capital Projects	7,000,000	0	0	7,000,000	0	0	
MDHA	MDHA Infrastr Particptn Agrmts-Affrd Hs	40021	77400021	3/3/2021	GSD FY21 Cap Projs RS2021-757	2,000,000	0	0	85,225	0	1,914,775	
MDHA	MDHA Affrd Hous'g-Infra Partcptn Agrmr	40022	77401022	12/8/2021	GSD FY22 Cap Projs RS2021-120	3,000,000	0	0	3,000,000	0	0	
MDHA	MDHA Affrd Housg-Infra Partcptn Agrmn	40022	77401122	12/8/2021	GSD FY22 Cap Projs RS2021-120	2,000,000	0	0	0	0	2,000,000	
MDHA	MDHA African Am Museum	40209	77411010	6/10/2009	GSD FY10 Non-BAB Capital Projs	8,987,947	0	0	8,987,947	0	0	
MDHA	x-MDHA Frist CF FY10	40209	77412010	6/10/2009	GSD FY10 Non-BAB Capital Projs	106,073	0	0	106,073	0	0	
MDHA	x-MDHA Adventure Science	40209	77413010	6/10/2009	GSD FY10 Non-BAB Capital Projs	4,253	0	0	4,253	0	0	
MDHA	x-MDHA Frist FY10	40209	77414010	6/10/2009	GSD FY10 Non-BAB Capital Projs	130,611	0	0	130,611	0	0	
MDHA	x-MDHA Zoo	40209	77415010	6/10/2009	GSD FY10 Non-BAB Capital Projs	548,765	0	0	548,765	0	0	
MDHA	x-MDHA USD Riverfront Redevelo	48009	77402010	6/10/2009	USD FY10 Capital Projects Fund	7,950,000	0	0	7,950,000	0	0	
MDHA	x-MDHA USD Gulch Arts Ctr Redev	48009	77404010	6/10/2009	USD FY10 Capital Projects Fund	1,008,708	0	0	1,008,708	0	0	
MDHA	x-MDHA USD Riverfront Phase 2	48009	77405010	6/10/2009	USD FY10 Capital Projects Fund	15,597,347	0	0	15,597,347	0	0	
	MDHA TOTALS					**53,496,585**	**0**	**0**	**49,581,810**	**0**	**3,914,775**	
MTA	x-MTA Carry Forward to FY10	40009	78401010	6/10/2009	GSD FY10 Capital Projects Fund	1,037,726	0	0	1,037,726	0	0	
MTA	x-MTA Fed Grant Local Match	40009	78402010	6/10/2009	GSD FY10 Capital Projects Fund	4,400,000	0	0	4,400,000	0	0	
MTA	x-MTA Bus Rapid Transit Infrst	40009	78403010	6/10/2009	GSD FY10 Capital Projects Fund	3,500,000	0	0	3,500,000	0	0	
MTA	x-MTA Building Improvements	40009	78404010	6/10/2009	GSD FY10 Capital Projects Fund	3,170,000	0	0	3,170,000	0	0	
MTA	x-MTA Replace Paratransit Vehic	40009	78405010	6/10/2009	GSD FY10 Capital Projects Fund	2,600,000	0	0	2,600,000	0	0	
MTA	x-MTA Replace 40/60 ft Buses	40009	78406010	6/10/2009	GSD FY10 Capital Projects Fund	10,100,000	0	0	10,100,000	0	0	

Metropolitan Government of Nashville and Davidson County
Quarterly Financial Updates
Inception through June 2026
General Obligation Capital Projects

Department Description	Business Unit Description	Fund #	Business Unit / Job #	Project Approval Date	Fund Description	Budget	Period Actual Amount	YTD Actual	Inception to Date Actual	Encumbrnc Amount	Remaining Balance	Notes
MTA	x-MTA Grant Local Match	40011	78402011	9/27/2010	GSD FY11 Capital Projects Fund	1,550,000	0	0	1,550,000	0	0	
MTA	x-MTA Route Analysis	40011	78403011	9/27/2010	GSD FY11 Capital Projects Fund	800,000	0	0	800,000	0	0	
MTA	MTA RTA Grant Local Match	40011	78404011	9/27/2010	GSD FY11 Capital Projects Fund	250,000	0	0	250,000	0	0	
MTA	MTA Paratransit Vehicles	40011	78405011	9/27/2010	GSD FY11 Capital Projects Fund	1,200,000	0	0	1,200,000	0	0	
MTA	x-MTA Replacement Buses	40011	78406011	9/27/2010	GSD FY11 Capital Projects Fund	6,950,000	0	0	6,950,000	0	0	
MTA	x-MTA Grant Matches	40013	78402013	6/19/2012	GSD FY13 Capital Projects Fund	4,292,000	0	0	4,292,000	0	0	
MTA	MTA Murfreesboro Road BRT	40013	78403013	6/19/2012	GSD FY13 Capital Projects Fund	4,800,000	0	0	4,800,000	0	0	
MTA	x-MTA RTA - Grant Matches	40013	78404013	6/19/2012	GSD FY13 Capital Projects Fund	500,000	0	0	500,000	0	0	
MTA	x-MTA Paratransit Buses	40013	78405013	6/19/2012	GSD FY13 Capital Projects Fund	3,360,000	0	0	3,360,000	0	0	
MTA	x-MTA Fixed Route Buses	40013	78406013	6/19/2012	GSD FY13 Capital Projects Fund	18,000,000	0	0	18,000,000	0	0	
MTA	MTA Music City Circuit Buses	40013	78407013	6/19/2012	GSD FY13 Capital Projects Fund	3,500,000	0	0	3,500,000	0	0	
MTA	MTA Grant Matches Special	40013	78408013	6/19/2012	GSD FY13 Capital Projects Fund	3,158,000	0	0	3,158,000	0	0	
MTA	MTA RTA -Property Improvements	40013	78409013	6/19/2012	GSD FY13 Capital Projects Fund	50,000	0	0	50,000	0	0	
MTA	MTA The AMP	40014	78401014	6/12/2013	GSD FY14 Capital Projects	3,000,000	0	0	3,000,000	0	0	
MTA	x-MTA Grant MatchVeh Prep/Log13	40014	78402014	6/12/2013	GSD FY14 Capital Projects	250,000	0	0	250,000	0	0	
MTA	x-MTA Grant MatchVeh Prep/Log14	40014	78403014	6/12/2013	GSD FY14 Capital Projects	2,250,000	0	0	2,250,000	0	0	
MTA	MTA Grant Match-RTA thru MTA13	40014	78404014	6/12/2013	GSD FY14 Capital Projects	750,000	0	0	750,000	0	0	
MTA	MTA Grant Match-RTA thru MTA14	40014	78405014	6/12/2013	GSD FY14 Capital Projects	1,250,000	0	0	1,250,000	0	0	
MTA	x-MTA Replacement 12 Buses	40014	78406014	6/12/2013	GSD FY14 Capital Projects	10,000,000	0	0	10,000,000	0	0	
MTA	x-MTA Vehicle Location Sys AVL	40014	78407014	6/12/2013	GSD FY14 Capital Projects	1,500,000	0	0	1,500,000	0	0	
MTA	x-MTA Paratransit Vehicles	40014	78408014	6/12/2013	GSD FY14 Capital Projects	2,000,000	0	0	2,000,000	0	0	
MTA	MTA Myatt Building Renovations	40014	78409014	6/12/2013	GSD FY14 Capital Projects	1,500,000	0	0	1,500,000	0	0	
MTA	x-MTA Grant Match	40015	78401015	6/18/2014	GSD FY15 Capital Projects	3,350,000	0	0	3,350,000	0	0	
MTA	MTA Building Renovations	40015	78402015	6/18/2014	GSD FY15 Capital Projects	2,000,000	0	0	2,000,000	0	0	
MTA	MTA BRT Lite Infrastructure	40015	78403015	6/18/2014	GSD FY15 Capital Projects	3,000,000	0	0	3,000,000	0	0	
MTA	MTA RTA - Grant Match	40015	78404015	6/18/2014	GSD FY15 Capital Projects	350,000	0	0	350,000	0	0	
MTA	x-MTA Bus Shelters	40015	78405015	6/18/2014	GSD FY15 Capital Projects	1,000,000	0	0	1,000,000	0	0	
MTA	MTA Replacement Buses/Vehicles	40015	78406015	6/18/2014	GSD FY15 Capital Projects	8,300,000	0	0	8,300,000	0	0	
MTA	MTA Replacement Buses	40016	78401016	6/10/2015	GSD FY16 Capital Projects	7,277,500	0	0	7,277,500	0	0	
MTA	MTA - Grant Match	40016	78402016	6/10/2015	GSD FY16 Capital Projects	3,162,500	0	0	3,162,500	0	0	
MTA	MTA Paratransit Vehicles	40016	78403016	6/10/2015	GSD FY16 Capital Projects	1,000,000	0	0	1,000,000	0	0	
MTA	MTA RTA - Grant Match	40016	78404016	6/10/2015	GSD FY16 Capital Projects	1,560,000	0	0	1,560,000	0	0	
MTA	x MTA * Replacement Buses	40017	78401017	6/22/2016	GSD FY17 Capital Projects	12,510,000	0	0	12,510,000	0	0	
MTA	MTA Grant Matches	40017	78402017	6/22/2016	GSD FY17 Capital Projects	2,630,000	0	0	2,630,000	0	0	
MTA	MTA Fare Collection System	40017	78403017	6/22/2016	GSD FY17 Capital Projects	3,650,000	0	0	3,650,000	0	0	
MTA	x MTA * Grant Match - RTA	40017	78404017	6/22/2016	GSD FY17 Capital Projects	1,210,000	0	0	1,210,000	0	0	
MTA	MTA Access Ride Replacements	40018	78401018	6/14/2017	GSD FY18 Capital Projects	2,280,000	0	0	2,280,000	0	0	
MTA	MTA Replacement Buses	40018	78402018	6/14/2017	GSD FY18 Capital Projects	14,200,000	0	0	14,200,000	0	0	
MTA	MTA Bus Mid-Life Overhauls	40018	78403018	6/14/2017	GSD FY18 Capital Projects	695,697	0	0	695,697	0	0	

Metropolitan Government of Nashville and Davidson County
Quarterly Financial Updates
Inception through June 2026
General Obligation Capital Projects

Department Description	Business Unit Description	Fund #	Business Unit / Job #	Project Approval Date	Fund Description	Budget	Period Actual Amount	YTD Actual	Inception to Date Actual	Encumbrnc Amount	Remaining Balance	Notes
MTA	x MTA * Fed / State Grants	40018	78404018	6/14/2017	GSD FY18 Capital Projects	4,000,000	0	0	4,000,000	0	0	
MTA	RTA - Fed / State Grants	40018	78405018	6/14/2017	GSD FY18 Capital Projects	2,000,000	0	0	2,000,000	0	0	
MTA	MTA Fare Collection System	40018	78406018	6/14/2017	GSD FY18 Capital Projects	7,200,000	0	0	7,200,000	0	0	
MTA	MTA TSU Circulator	40018	78407018	6/14/2017	GSD FY18 Capital Projects	1,800,000	0	0	1,800,000	0	0	
MTA	x MTA * Engineering Studies - MTA	40018	78408018	6/14/2017	GSD FY18 Capital Projects	1,250,000	0	0	1,250,000	0	0	
MTA	MTA Engineering Studies - PW	40018	78409018	6/14/2017	GSD FY18 Capital Projects	2,750,000	0	0	2,750,000	0	0	
MTA	MTA Grant Match - MTA	40021	78401021	3/3/2021	GSD FY21 Cap Projs RS2021-757	4,000,000	0	0	4,000,000	0	0	
MTA	MTA Grant Match - RTA	40021	78402021	3/3/2021	GSD FY21 Cap Projs RS2021-757	660,000	0	0	0	0	660,000	
MTA	MTA Shelter Imprvmts & Nbrhd Trans Ct	40021	78403021	3/3/2021	GSD FY21 Cap Projs RS2021-757	2,000,000	0	0	2,000,000	0	0	
MTA	MTA PB Bus Shelters-PartcBdgt Boundr	40021	78441121	12/8/2021	GSD FY22 Cap Projs RS2021-120	267,990	0	0	267,990	0	0	
MTA	MTA Grant Match - State / Fed Grants	40022	78441121	12/8/2021	GSD FY22 Cap Projs RS2021-120	5,000,000	0	1,743,838	5,000,000	0	0	
MTA	MTA RTA Grant Match - State / Fed Grai	40022	78441121	12/8/2021	GSD FY22 Cap Projs RS2021-120	760,000	0	0	0	0	760,000	
MTA	MTA PB Bus Shelter Clarksville Pike	40022	78402122	12/8/2021	GSD FY22 Cap Projs RS2021-120	60,000	0	0	44,875	0	15,125	
MTA	MTA Replacement Buses	40022	78441121	12/8/2021	GSD FY22 Cap Projs RS2021-120	10,000,000	0	0	10,000,000	0	0	
MTA	MTA Neighborhood Transit Centers	40022	78441121	12/8/2021	GSD FY22 Cap Projs RS2021-120	3,300,000	35,920	197,565	422,351	0	2,877,649	
MTA	MTA Replace Body-on-Chassis, Small B	40022	78441121	12/8/2021	GSD FY22 Cap Projs RS2021-120	2,000,000	0	0	2,000,000	0	0	
MTA	MTA Expsn Buses-Better Bus Srvc Impr	40022	78441121	12/8/2021	GSD FY22 Cap Projs RS2021-120	2,000,000	0	0	2,000,000	0	0	
MTA	MTA Transit Stops / Shelter Imprvmnts	40022	78441121	12/8/2021	GSD FY22 Cap Projs RS2021-120	3,000,000	0	1,718,474	3,000,000	0	0	
MTA	MTA Murf Pk, Plan'g - Bus Rapid Transit	40022	78441121	12/8/2021	GSD FY22 Cap Projs RS2021-120	2,000,000	38,601	170,811	1,533,457	0	466,543	
MTA	MTA Clarksvl Pk-Bus Rapid Transit Plan	40022	78441121	12/8/2021	GSD FY22 Cap Projs RS2021-120	2,000,000	0	0	0	0	2,000,000	
MTA	MTA Grant Match - State / Fed Grants	40023	78401023	2/21/2023	GSD FY23 Cap Projs RS2023-197	6,000,000	86,829	2,223,071	2,223,071	0	3,776,929	
MTA	MTA RTA Grant Match - State / Fed Grai	40023	78402023	2/21/2023	GSD FY23 Cap Projs RS2023-197	1,250,000	0	0	0	0	1,250,000	
MTA	MTA Neighborhood Transit Centers	40023	78403023	2/21/2023	GSD FY23 Cap Projs RS2023-197	8,000,000	0	0	989,237	0	7,010,763	
MTA	MTA Better Bus Fleet Expansion	40023	78404023	2/21/2023	GSD FY23 Cap Projs RS2023-197	8,180,000	0	0	8,180,000	0	0	
MTA	MTA Transit Stops / Shelter Imprvmnts	40023	78405023	2/21/2023	GSD FY23 Cap Projs RS2023-197	1,500,000	195,244	647,325	647,325	0	852,675	
MTA	MTA PB Safe Bus Stops	40023	78422123	2/21/2023	GSD FY23 Cap Projs RS2023-197	40,000	0	0	0	0	40,000	
MTA	MTA Grant Match-State&Fed Grants	40024	78401024	2/21/2024	GSD FY24 Cap Projs RS2024-194	6,000,000	0	0	0	0	6,000,000	
MTA	MTA RTA Grant Match-State&Fed Grant	40024	78402024	2/21/2024	GSD FY24 Cap Projs RS2024-194	1,250,000	0	0	0	0	1,250,000	
MTA	MTA WeGo Access Paratransit Vehicles	40024	78403024	2/21/2024	GSD FY24 Cap Projs RS2024-194	3,174,000	0	1,861,144	3,174,000	0	0	
MTA	MTA Replacement Buses / Chassis	40024	78404024	2/21/2024	GSD FY24 Cap Projs RS2024-194	8,600,000	0	2,601,653	8,600,000	0	0	
MTA	MTA Transit Stops / Shelter Imprvmnts	40024	78405024	2/21/2024	GSD FY24 Cap Projs RS2024-194	3,000,000	45,920	45,920	45,920	0	2,954,080	
MTA	MTA Neighborhood Transit Centers	40024	78406024	2/21/2024	GSD FY24 Cap Projs RS2024-194	4,000,000	0	0	0	0	4,000,000	
MTA	MTA Better Bus Fleet Expansion	40024	78407024	2/21/2024	GSD FY24 Cap Projs RS2024-194	4,838,000	0	4,838,000	4,838,000	0	0	
MTA	MTA Grant Match-State&Fed Grants	40025	78401025	12/17/2024	GSD FY25 Cap Projs RS2024-882	6,000,000	0	0	0	0	6,000,000	
MTA	MTA RTA Grant Match-State&Fed Grant	40025	78402025	12/17/2024	GSD FY25 Cap Projs RS2024-882	1,250,000	0	0	0	0	1,250,000	
MTA	MTA WeGo Access Paratransit Vehicles	40025	78403025	12/17/2024	GSD FY25 Cap Projs RS2024-882	4,700,000	0	1,523,033	1,523,033	0	3,176,967	
MTA	MTA Replacement Buses / Chassis	40025	78404025	12/17/2024	GSD FY25 Cap Projs RS2024-882	9,400,000	4,928,425	9,400,000	9,400,000	0	0	
MTA	MTA Grant Match-State&Fed Grants	40026	1.078E+09	12/16/2025	GSD FY26 Cap Projs RS2025-166	6,500,000	0	0	0	0	6,500,000	
MTA	MTA Replacement Buses / Chassis	40026	1.078E+09	12/16/2025	GSD FY26 Cap Projs RS2025-166	2,700,000	0	0	0	0	2,700,000	

Metropolitan Government of Nashville and Davidson County
Quarterly Financial Updates
Inception through June 2026
General Obligation Capital Projects

Department Description	Business Unit Description	Fund #	Business Unit / Job #	Project Approval Date	Fund Description	Budget	Period Actual Amount	YTD Actual	Inception to Date Actual	Encumbrnc Amount	Remaining Balance	Notes
MTA	MTA WeGo Access Paratransit Veh Rep	40026	1.078E+09	12/16/2025	GSD FY26 Cap Projs RS2025-166	1,000,000	0	0	0	0	1,000,000	
MTA	MTA RTA Grant Match-State&Fed Grnts	40026	1.078E+09	12/16/2025	GSD FY26 Cap Projs RS2025-166	1,500,000	0	0	0	0	1,500,000	
MTA	MTA Grant Matching	40119	78402119	10/22/2018	GSD FY19B Capital Projects	2,500,000	0	0	2,500,000	0	0	
MTA	MTA Grant Matches	40220	78400220	3/18/2020	GSD FY20B Cap Projs RS2020-21	3,000,000	39,087	39,087	3,039,087	0	(39,087)	
MTA	MTA RTA Grant Matches	40220	78401220	3/18/2020	GSD FY20B Cap Projs RS2020-21	1,600,000	83,313	829,186	1,421,733	0	178,267	
	MTA TOTALS					**315,923,413**	**5,453,339**	**27,839,107**	**259,743,502**	**0**	**56,179,911**	
MNPS	x-ADM MNPS FY10 Capital Conting	45009	01403109	6/10/2009	X-MNPS FY10 Capital Projects	2,700,862	0	0	2,700,862	0	0	
MNPS	x-MNPSCrieve Hall Elem 10 Class	45009	80401009	6/10/2009	X-MNPS FY10 Capital Projects	233,314	0	0	233,314	0	0	
MNPS	x-MNPSFootball Stadium Lighting	45009	80401109	6/10/2009	X-MNPS FY10 Capital Projects	550,000	0	0	550,000	0	0	
MNPS	x-MNPSGlengarry Elem 10 Classrm	45009	80402009	6/10/2009	X-MNPS FY10 Capital Projects	54,500	0	0	54,500	0	0	
MNPS	x-MNPSGlenview Elem 11 Classrms	45009	80403009	6/10/2009	X-MNPS FY10 Capital Projects	12,533	0	0	12,533	0	0	
MNPS	x-MNPSHaywood Elem 16 Classrms	45009	80405009	6/10/2009	X-MNPS FY10 Capital Projects	147,912	0	0	147,912	0	0	
MNPS	x-MNPSMadison MS Modernization	45009	80406009	6/10/2009	X-MNPS FY10 Capital Projects	7,826,047	0	0	7,626,513	0	199,534	
MNPS	x-MNPSWharton Elem Modernizatio	45009	80407009	6/10/2009	X-MNPS FY10 Capital Projects	2,823,730	0	0	2,823,730	0	0	
MNPS	x-MNPSADA Compliance	45009	80408009	6/10/2009	X-MNPS FY10 Capital Projects	3,152,029	0	0	3,152,029	0	0	
MNPS	x-MNPS Bus Replacement	45009	80409009	6/10/2009	X-MNPS FY10 Capital Projects	2,500,000	0	0	2,500,000	0	0	
MNPS	x-MNPSEntry Vestibule Security	45009	80410009	6/10/2009	X-MNPS FY10 Capital Projects	329,032	0	0	329,032	0	0	
MNPS	x-MNPSPre K Playgrounds	45009	80412009	6/10/2009	X-MNPS FY10 Capital Projects	284,492	0	0	284,492	0	0	
MNPS	x-MNPSRoof Replacement Repairs	45009	80413009	6/10/2009	X-MNPS FY10 Capital Projects	2,853,549	0	0	2,853,549	0	0	
MNPS	x-MNPSMaintenance Emergencies	45009	80414009	6/10/2009	X-MNPS FY10 Capital Projects	9,172,088	0	0	9,160,394	0	11,694	
MNPS	x-MNPSTechnology	45009	80415009	6/10/2009	X-MNPS FY10 Capital Projects	15,000,000	0	0	15,000,000	0	0	
MNPS	x-MNPS Pearl Cohn Pool Renov	45009	80416009	6/10/2009	X-MNPS FY10 Capital Projects	432,000	0	0	432,000	0	0	
MNPS	ADM MNPS FY11 Capital Conting	45011	01403111	9/27/2010	MNPS FY11 Capital Projects	2,000,000	0	0	2,000,000	0	0	
MNPS	x-MNPSMisc Constr. Projects	45011	80405011	9/27/2010	MNPS FY11 Capital Projects	1,280,378	0	0	1,280,378	0	0	
MNPS	x-MNPS Bus Replacement	45011	80409011	9/27/2010	MNPS FY11 Capital Projects	5,000,000	0	0	5,000,000	0	0	
MNPS	x-MNPSCane Ridge Elementary	45011	80410011	9/27/2010	MNPS FY11 Capital Projects	13,681,260	0	0	13,681,260	0	0	
MNPS	x-MNPS Technology	45011	80415011	9/27/2010	MNPS FY11 Capital Projects	5,038,362	0	0	5,038,362	0	0	
MNPS	x-ADM MNPSFY13 Capital Conting	45013	01411013	6/19/2012	MNPS FY13 Capital Projects	177,009	0	0	177,009	0	0	
MNPS	x-MNPSAntioch Middle Renovation	45013	80404313	6/19/2012	MNPS FY13 Capital Projects	10,623,826	0	0	10,623,826	0	0	
MNPS	x-MNPSN Binkley 10 CR Add&Renov	45013	80404413	6/19/2012	MNPS FY13 Capital Projects	7,167,603	0	0	7,167,603	0	0	
MNPS	x-MNPSJohn Early Midd 12 CR Add	45013	80404513	6/19/2012	MNPS FY13 Capital Projects	1,890,116	0	0	1,890,116	0	0	
MNPS	x-MNPSJulia Green ES Land/Plan	45013	80404713	6/19/2012	MNPS FY13 Capital Projects	1,002,298	0	0	1,002,298	0	0	
MNPS	x-MNPSJoelton Middle Renovation	45013	80404813	6/19/2012	MNPS FY13 Capital Projects	8,364,861	0	0	8,364,861	0	0	
MNPS	x-MNPSAZ Kelley Elem 10 CR Add	45013	80404913	6/19/2012	MNPS FY13 Capital Projects	2,475,366	0	0	2,475,366	0	0	
MNPS	x-MNPSAntioch Land New Elem&MS	45013	80405113	6/19/2012	MNPS FY13 Capital Projects	1,012,368	0	0	1,012,368	0	0	
MNPS	x-MNPSHenry Oliver MS 12 CR Add	45013	80405213	6/19/2012	MNPS FY13 Capital Projects	3,301,894	0	0	3,301,894	0	0	
MNPS	x-MNPSRose Park Middle Renovat	45013	80405313	6/19/2012	MNPS FY13 Capital Projects	8,204,734	0	0	8,204,734	0	0	

Metropolitan Government of Nashville and Davidson County
Quarterly Financial Updates
Inception through June 2026
General Obligation Capital Projects

Department Description	Business Unit Description	Fund #	Business Unit / Job #	Project Approval Date	Fund Description	Budget	Period Actual Amount	YTD Actual	Inception to Date Actual	Encumbrnc Amount	Remaining Balance	Notes
MNPS	x-MNPSHume Fogg Gym Add / Land	45013	80405413	6/19/2012	MNPS FY13 Capital Projects	8,149,276	0	0	8,149,276	0	0	
MNPS	x-MNPSStratford High Renovation	45013	80405513	6/19/2012	MNPS FY13 Capital Projects	22,631,078	0	0	22,624,427	0	6,651	
MNPS	x-MNPSMisc Maintenance Projects	45013	80405613	6/19/2012	MNPS FY13 Capital Projects	3,000,000	0	0	3,000,000	0	0	
MNPS	x-MNPSMisc Constr. Projects	45013	80405713	6/19/2012	MNPS FY13 Capital Projects	4,373,925	0	0	4,373,925	0	0	
MNPS	x-MNPSBus/Vehicle Replacement	45013	80409013	6/19/2012	MNPS FY13 Capital Projects	10,000,000	0	0	10,000,000	0	0	
MNPS	x-MNPSTechnology Improvements	45013	80415013	6/19/2012	MNPS FY13 Capital Projects	7,625,645	0	0	7,625,645	0	0	
MNPS	x-MNPSSmith Springs Elementary	45014	80404314	6/12/2013	MNPS FY14 Capital Projects	17,681,669	0	0	17,681,669	0	0	
MNPS	x-MNPSGranbery Elem 12 Cl Addn	45014	80404414	6/12/2013	MNPS FY14 Capital Projects	2,838,096	0	0	2,838,096	0	0	
MNPS	x-MNPSMadison Middle 12 Cl Addn	45014	80404514	6/12/2013	MNPS FY14 Capital Projects	2,466,111	0	0	2,466,111	0	0	
MNPS	x-MNPSMaxwell Elem 12 Cl Addn	45014	80404714	6/12/2013	MNPS FY14 Capital Projects	2,557,353	0	0	2,557,353	0	0	
MNPS	x-MNPSShayne Elem 12 Cl Addn	45014	80404814	6/12/2013	MNPS FY14 Capital Projects	2,578,596	0	0	2,578,596	0	0	
MNPS	x-MNPSWaverly Belmont El Add/Rn	45014	80404914	6/12/2013	MNPS FY14 Capital Projects	10,877,571	0	0	10,877,571	0	0	
MNPS	MNPS Goodlettsville Mid Replac	45014	80405014	6/12/2013	MNPS FY14 Capital Projects	20,125,748	0	0	20,125,733	0	15	
MNPS	x-MNPSJulia Green Elem Site Imp	45014	80405114	6/12/2013	MNPS FY14 Capital Projects	288,914	0	0	288,914	0	0	
MNPS	x-MNPSMcGavock H FireSafety Imp	45014	80405214	6/12/2013	MNPS FY14 Capital Projects	513,679	0	0	513,679	0	0	
MNPS	x-MNPSTechnology Improvements	45014	80405314	6/12/2013	MNPS FY14 Capital Projects	7,374,355	0	0	7,374,355	0	0	
MNPS	x-MNPSBus Replacements	45014	80405414	6/12/2013	MNPS FY14 Capital Projects	3,000,000	0	0	3,000,000	0	0	
MNPS	x-MNPSADA Compliance/Accommod	45014	80405514	6/12/2013	MNPS FY14 Capital Projects	1,000,000	0	0	1,000,000	0	0	
MNPS	x-MNPSAsbestos Environ Abatemnt	45014	80405614	6/12/2013	MNPS FY14 Capital Projects	999,352	0	0	999,344	8	0	
MNPS	x-MNPSAsphalt Paving	45014	80405714	6/12/2013	MNPS FY14 Capital Projects	1,000,000	0	0	1,000,000	0	0	
MNPS	x-MNPSCasework/Funiture/Lab Upg	45014	80405814	6/12/2013	MNPS FY14 Capital Projects	1,618,878	0	0	1,618,878	0	0	
MNPS	MNPS Emerg Construction Proj.	45014	80405914	6/12/2013	MNPS FY14 Capital Projects	3,081,648	0	0	3,081,648	0	0	
MNPS	x-MNPSHVAC Upgrades/Replacement	45014	80406014	6/12/2013	MNPS FY14 Capital Projects	4,667,605	0	0	4,654,046	0	13,559	
MNPS	x-MNPSPlumbing/Boiler Upgrades	45014	80406114	6/12/2013	MNPS FY14 Capital Projects	2,499,729	0	0	2,499,729	0	0	
MNPS	x-MNPSRoof Repair/Replacement	45014	80406214	6/12/2013	MNPS FY14 Capital Projects	3,000,344	0	0	3,000,344	0	0	
MNPS	x-MNPSSecurity Upgrades	45014	80406314	6/12/2013	MNPS FY14 Capital Projects	4,752,924	0	0	4,750,709	0	2,215	
MNPS	x-MNPSHS Stadium Lighting Upg	45014	80406414	6/12/2013	MNPS FY14 Capital Projects	3,238	0	0	3,238	0	0	
MNPS	x-MNPS HS Track Upg	45014	80406514	6/12/2013	MNPS FY14 Capital Projects	617,126	0	0	617,126	0	0	
MNPS	x-MNPSHS&MS Stadium Upg	45014	80406614	6/12/2013	MNPS FY14 Capital Projects	299,922	0	0	299,922	0	0	
MNPS	x-MNPSMS Athletic Fields	45014	80406714	6/12/2013	MNPS FY14 Capital Projects	299,977	0	0	299,977	0	0	
MNPS	MNPS MS Track Upg	45014	80406814	6/12/2013	MNPS FY14 Capital Projects	61,000	0	0	61,000	0	0	
MNPS	x-MNPSEmerg Maintenance Proj.	45014	80406914	6/12/2013	MNPS FY14 Capital Projects	603,369	0	0	603,369	0	0	
MNPS	x-MNPSOmnibus Projects	45014	80407014	6/12/2013	MNPS FY14 Capital Projects	3,702,800	0	0	3,702,800	0	0	
MNPS	x-MNPSMaint/Furniture allocatio	45014	80414014	6/12/2013	MNPS FY14 Capital Projects	34,199	0	0	34,199	0	0	
MNPS	MNPS Glencliff Elem Addition	45015	80404015	6/18/2014	MNPS FY15 Capital Projects	3,900,785	0	0	3,900,785	0	0	
MNPS	MNPS Overton Cluster ES	45015	80404215	6/18/2014	MNPS FY15 Capital Projects	2,763,820	0	0	2,763,820	0	0	
MNPS	x-MNPSRuby Major Elem Addition	45015	80404315	6/18/2014	MNPS FY15 Capital Projects	3,916,812	0	0	3,896,049	0	20,763	
MNPS	MNPS MLK Magnet Addition	45015	80404415	6/18/2014	MNPS FY15 Capital Projects	8,801,086	0	0	8,801,086	0	0	
MNPS	x-MNPSBordeaux Demo/Pre-K	45015	80404515	6/18/2014	MNPS FY15 Capital Projects	1,058,756	0	0	1,053,092	0	5,664	

Metropolitan Government of Nashville and Davidson County
Quarterly Financial Updates
Inception through June 2026
General Obligation Capital Projects

Department Description	Business Unit Description	Fund #	Business Unit / Job #	Project Approval Date	Fund Description	Budget	Period Actual Amount	YTD Actual	Inception to Date Actual	Encumbrnc Amount	Remaining Balance	Notes
MNPS	x-MNPSCane Ridge Elem Land	45015	80404715	6/18/2014	MNPS FY15 Capital Projects	650,000	0	0	650,000	0	0	
MNPS	MNPS Glenview Elem Addition	45015	80404815	6/18/2014	MNPS FY15 Capital Projects	4,797,486	0	0	4,797,486	0	0	
MNPS	MNPS Hume-Fogg HS Renovation	45015	80404915	6/18/2014	MNPS FY15 Capital Projects	24,426,089	0	0	24,426,089	0	0	
MNPS	MNPS Tusculum Elem Replacement	45015	80405015	6/18/2014	MNPS FY15 Capital Projects	15,453,190	0	0	15,453,190	0	0	
MNPS	MNPS Pre-K Casa Azafran	45015	80405115	6/18/2014	MNPS FY15 Capital Projects	907,606	0	0	907,606	0	0	
MNPS	x-MNPSTechnology	45015	80405315	6/18/2014	MNPS FY15 Capital Projects	15,064,712	0	0	15,064,712	0	0	
MNPS	x-MNPSBus/Vehicle Replacements	45015	80405415	6/18/2014	MNPS FY15 Capital Projects	10,000,000	0	0	10,000,000	0	0	
MNPS	MNPS ADA Compliance Maint/Upgr	45015	80405515	6/18/2014	MNPS FY15 Capital Projects	823,998	0	0	823,998	0	0	
MNPS	x-MNPSAsbestos Environ Upgrades	45015	80405615	6/18/2014	MNPS FY15 Capital Projects	603,926	0	0	599,935	0	3,991	
MNPS	x-MNPSRoof Repairs	45015	80405715	6/18/2014	MNPS FY15 Capital Projects	268,281	0	0	268,281	0	0	
MNPS	x-MNPSSecurity Upgrades	45015	80405815	6/18/2014	MNPS FY15 Capital Projects	480,000	0	0	480,000	0	0	
MNPS	x-MNPSMusic Makes Us	45015	80405915	6/18/2014	MNPS FY15 Capital Projects	526,759	0	0	526,759	0	0	
MNPS	x-MNPSMaint-Asphalt Paving	45015	80406015	6/18/2014	MNPS FY15 Capital Projects	405,277	0	0	405,277	0	0	
MNPS	x-MNPSMaint-Elevator&Electronic	45015	80406115	6/18/2014	MNPS FY15 Capital Projects	299,990	0	0	299,990	0	0	
MNPS	x-MNPSMaint-Steam Water Sewer P	45015	80406215	6/18/2014	MNPS FY15 Capital Projects	1,473,069	0	0	1,469,711	0	3,358	
MNPS	x-MNPSMaint-HVAC Chillers Contr	45015	80406315	6/18/2014	MNPS FY15 Capital Projects	499,171	0	0	499,171	0	0	
MNPS	x-MNPSMaint-Steam Boiler Replac	45015	80406415	6/18/2014	MNPS FY15 Capital Projects	1,019,061	0	0	1,019,061	0	0	
MNPS	MNPS Casework/Furn./Lab Upgrad	45015	80406515	6/18/2014	MNPS FY15 Capital Projects	770,312	0	0	770,312	0	0	
MNPS	MNPS Emerg Maint./Entry Vestib	45015	80406615	6/18/2014	MNPS FY15 Capital Projects	661,915	0	0	661,915	0	0	
MNPS	x-MNPSRoof Replacement	45015	80406715	6/18/2014	MNPS FY15 Capital Projects	1,730,606	0	0	1,730,606	0	0	
MNPS	MNPS Crieve Hall ES-options	45015	80406815	6/18/2014	MNPS FY15 Capital Projects	4,732,000	0	0	4,732,000	0	0	
MNPS	MNPS N Binkley ES-options	45015	80406915	6/18/2014	MNPS FY15 Capital Projects	7,425,293	0	0	7,425,293	0	0	
MNPS	x-MNPSMaplewood Firestn Showrm	45016	80404016	6/10/2015	MNPS FY16 Capital Projects	16,316	0	0	16,316	0	0	
MNPS	x-MNPSWhites Crk Pool-Repairs	45016	80404216	6/10/2015	MNPS FY16 Capital Projects	268,423	0	0	268,414	0	9	
MNPS	x-MNPSHunters Ln BandRm-Repairs	45016	80404316	6/10/2015	MNPS FY16 Capital Projects	119,622	0	0	119,622	0	0	
MNPS	MNPS MLK Reno/Addition	45016	80404416	6/10/2015	MNPS FY16 Capital Projects	31,520,000	0	0	31,520,000	0	0	
MNPS	x-MNPS Furniture	45016	80404516	6/10/2015	MNPS FY16 Capital Projects	262,522	0	0	262,522	0	0	
MNPS	x-MNPSFed PreK Toilets & Sinks	45016	80404716	6/10/2015	MNPS FY16 Capital Projects	308,317	0	0	308,317	0	0	
MNPS	x-MNPSSchool Site Improvements	45016	80404816	6/10/2015	MNPS FY16 Capital Projects	309,609	0	0	309,609	0	0	
MNPS	x-MNPSInterior Bldg Improvemnts	45016	80404916	6/10/2015	MNPS FY16 Capital Projects	552,452	0	0	552,452	0	0	
MNPS	x-MNPSPlumbing Upgrades	45016	80405016	6/10/2015	MNPS FY16 Capital Projects	462,582	0	0	462,582	0	0	
MNPS	MNPS ADA Compliance	45016	80405116	6/10/2015	MNPS FY16 Capital Projects	500,000	0	0	500,000	0	0	
MNPS	x-MNPSExterior Bldg Improvemnts	45016	80405216	6/10/2015	MNPS FY16 Capital Projects	1,166,461	0	0	1,166,461	0	0	
MNPS	MNPS Planning for NSA	45016	80405316	6/10/2015	MNPS FY16 Capital Projects	1,500,000	0	462,889	805,399	661,510	33,091	
MNPS	MNPS Planning for Hillsboro	45016	80405416	6/10/2015	MNPS FY16 Capital Projects	1,776,544	0	0	1,776,544	0	0	
MNPS	MNPS Planning for Hillwood	45016	80405516	6/10/2015	MNPS FY16 Capital Projects	1,754,113	0	0	1,754,113	0	0	
MNPS	x-MNPSElectrical Upgrades	45016	80405616	6/10/2015	MNPS FY16 Capital Projects	1,826,335	0	0	1,826,335	0	0	
MNPS	x-MNPSSE Early Learn Center	45016	80405716	6/10/2015	MNPS FY16 Capital Projects	2,306,802	0	0	2,306,802	0	0	
MNPS	x-MNPSSchool Safety & Security	45016	80405816	6/10/2015	MNPS FY16 Capital Projects	437,500	0	0	437,500	0	0	

Metropolitan Government of Nashville and Davidson County
Quarterly Financial Updates
Inception through June 2026
General Obligation Capital Projects

Department Description	Business Unit Description	Fund #	Business Unit / Job #	Project Approval Date	Fund Description	Budget	Period Actual Amount	YTD Actual	Inception to Date Actual	Encumbrnc Amount	Remaining Balance	Notes
MNPS	MNPS Emergency Constr/Conting	45016	80405916	6/10/2015	MNPS FY16 Capital Projects	2,372,458	0	0	2,372,458	0	0	
MNPS	x-MNPSPaving Upgrades	45016	80406016	6/10/2015	MNPS FY16 Capital Projects	167,540	0	0	167,540	0	0	
MNPS	MNPS Pennington ES Addition	45016	80406116	6/10/2015	MNPS FY16 Capital Projects	3,400,000	0	0	3,400,000	0	0	
MNPS	MNPS HVAC Upgrades	45016	80406216	6/10/2015	MNPS FY16 Capital Projects	4,099,679	0	0	4,099,679	0	0	
MNPS	MNPS Rosebank ES Reno	45016	80406316	6/10/2015	MNPS FY16 Capital Projects	7,500,000	0	0	7,500,000	0	0	
MNPS	x-MNPSTechnology	45016	80406416	6/10/2015	MNPS FY16 Capital Projects	10,000,000	0	0	10,000,000	0	0	
MNPS	MNPS Transportation	45016	80406516	6/10/2015	MNPS FY16 Capital Projects	10,000,000	0	0	10,000,000	0	0	
MNPS	MNPS Cane Ridge Area ES	45016	80406616	6/10/2015	MNPS FY16 Capital Projects	19,725,000	0	0	19,725,000	0	0	
MNPS	MNPS Roof Replacement/Repair	45016	80406716	6/10/2015	MNPS FY16 Capital Projects	2,524,724	0	0	2,524,724	0	0	
MNPS	MNPS Overton Reno/Addition	45016	80406816	6/10/2015	MNPS FY16 Capital Projects	30,000,000	0	0	30,000,000	0	0	
MNPS	MNPS McMurray MS Renovation	45017	80404017	6/22/2016	MNPS FY17 Capital Projects	20,750,000	0	0	20,750,000	0	0	
MNPS	MNPS Antioch HS Addition/Reno	45017	80404217	6/22/2016	MNPS FY17 Capital Projects	7,250,000	0	0	7,250,000	0	0	
MNPS	MNPS East Magnet Stadium Upgr	45017	80404317	6/22/2016	MNPS FY17 Capital Projects	3,420,000	0	0	3,420,000	0	0	
MNPS	MNPS Glencliff HS Stadium Upgr	45017	80404417	6/22/2016	MNPS FY17 Capital Projects	2,504,275	0	0	2,504,275	0	0	
MNPS	MNPS Land Acquisitions	45017	80404517	6/22/2016	MNPS FY17 Capital Projects	4,400,000	0	0	4,400,000	0	0	
MNPS	x-MNPSTusculum Elem New	45017	80404717	6/22/2016	MNPS FY17 Capital Projects	4,000,000	0	0	4,000,000	0	0	
MNPS	x-MNPSSchool Site Improvements	45017	80404817	6/22/2016	MNPS FY17 Capital Projects	299,901	0	0	299,901	0	0	
MNPS	x-MNPSInterior Bldg Improvement	45017	80404917	6/22/2016	MNPS FY17 Capital Projects	227,734	0	0	227,734	0	0	
MNPS	MNPS Plumbing Upgrades	45017	80405017	6/22/2016	MNPS FY17 Capital Projects	411,627	0	0	411,627	0	0	
MNPS	MNPS ADA Improvements	45017	80405117	6/22/2016	MNPS FY17 Capital Projects	500,000	0	0	500,000	0	0	
MNPS	MNPS NSA-Planning	45017	80405217	6/22/2016	MNPS FY17 Capital Projects	2,500,000	(144,076)	410,130	895,264	1,546,201	58,535	
MNPS	MNPS Exterior Bldg Improvement	45017	80405317	6/22/2016	MNPS FY17 Capital Projects	769,971	0	0	769,971	0	0	
MNPS	MNPS Hillsboro HS Renovation	45017	80405417	6/22/2016	MNPS FY17 Capital Projects	40,018,451	0	0	40,018,451	0	0	
MNPS	MNPS Hillwood HS Planning	45017	80405517	6/22/2016	MNPS FY17 Capital Projects	2,250,000	0	0	2,250,000	0	0	
MNPS	x-MNPSElectrical Upgrades	45017	80405617	6/22/2016	MNPS FY17 Capital Projects	924,999	0	0	924,999	0	0	
MNPS	MNPS Casework Furn Lab Upgrade	45017	80405717	6/22/2016	MNPS FY17 Capital Projects	175,000	0	0	175,000	0	0	
MNPS	MNPS School Safety Security	45017	80405817	6/22/2016	MNPS FY17 Capital Projects	250,000	0	0	250,000	0	0	
MNPS	MNPS EmergencyContingencyFunds	45017	80405917	6/22/2016	MNPS FY17 Capital Projects	1,143,174	0	0	1,143,174	0	0	
MNPS	x-MNPSPaving Upgrades	45017	80406017	6/22/2016	MNPS FY17 Capital Projects	249,987	0	0	249,987	0	0	
MNPS	MNPS Pennington Elem Renovate	45017	80406117	6/22/2016	MNPS FY17 Capital Projects	8,100,000	0	0	8,100,000	0	0	
MNPS	MNPS Facilities Assessment Rpt	45017	80406217	6/22/2016	MNPS FY17 Capital Projects	1,900,000	0	0	1,900,000	0	0	
MNPS	x-MNPSRosebank Elem Renovation	45017	80406317	6/22/2016	MNPS FY17 Capital Projects	1,000,000	0	0	1,000,000	0	0	
MNPS	MNPS Technology	45017	80406417	6/22/2016	MNPS FY17 Capital Projects	16,000,000	0	0	16,000,000	0	0	
MNPS	MNPS Transportation	45017	80406517	6/22/2016	MNPS FY17 Capital Projects	7,500,000	0	0	7,500,000	0	0	
MNPS	MNPS L&L School Site Upgrades	45017	80406617	6/22/2016	MNPS FY17 Capital Projects	300,000	0	0	300,000	0	0	
MNPS	MNPS Roof Repair Replacement	45017	80406717	6/22/2016	MNPS FY17 Capital Projects	2,340,768	0	0	2,340,768	0	0	
MNPS	MNPS Overton HS Renovation	45017	80406817	6/22/2016	MNPS FY17 Capital Projects	11,750,000	0	0	11,750,000	0	0	
MNPS	X - MNPS Environmental Remediation	45017	80406917	6/22/2016	MNPS FY17 Capital Projects	110,000	0	0	110,000	0	0	
MNPS	MNPS L&L School Space Upgrades	45017	80407017	6/22/2016	MNPS FY17 Capital Projects	330,000	0	0	330,000	0	0	

Metropolitan Government of Nashville and Davidson County
Quarterly Financial Updates
Inception through June 2026
General Obligation Capital Projects

Department Description	Business Unit Description	Fund #	Business Unit / Job #	Project Approval Date	Fund Description	Budget	Period Actual Amount	YTD Actual	Inception to Date Actual	Encumbrnc Amount	Remaining Balance	Notes
MNPS	MNPS HVAC Upgrades	45017	80407117	6/22/2016	MNPS FY17 Capital Projects	11,300,014	0	0	11,300,014	0	0	
MNPS	MNPS Hillsboro HS Phase 2	45018	80401018	6/14/2017	MNPS FY18 Capital Projects	48,000,000	0	0	48,000,000	0	0	
MNPS	x-MNPSHillwood Land Acquisition	45018	80402018	6/14/2017	MNPS FY18 Capital Projects	10,200,000	0	0	10,200,000	0	0	
MNPS	MNPS New NSA - Design Plan Construc	45018	80403318	6/14/2017	MNPS FY18 Capital Projects	9,000,000	5,785	363,804	363,803	431,796	8,204,401	
MNPS	MNPS ADA Compliance	45018	80404018	6/14/2017	MNPS FY18 Capital Projects	100,000	0	0	100,000	0	0	
MNPS	MNPS Asbestos/Environmtl	45018	80405018	6/14/2017	MNPS FY18 Capital Projects	100,000	0	0	100,000	0	0	
MNPS	MNPS Bus and Fleet	45018	80406018	6/14/2017	MNPS FY18 Capital Projects	1,000,000	0	0	1,000,000	0	0	
MNPS	X - MNPS Electrical Upgrades	45018	80407018	6/14/2017	MNPS FY18 Capital Projects	550,000	0	0	550,000	0	0	
MNPS	MNPS Emerg Constrctn/Contgncy	45018	80408018	6/14/2017	MNPS FY18 Capital Projects	2,078,000	0	0	2,078,000	0	0	
MNPS	x - MNPS Exterior Bldg Improvemts	45018	80409018	6/14/2017	MNPS FY18 Capital Projects	800,000	0	0	800,000	0	0	
MNPS	x - MNPS Interior Bldg Improvement	45018	80412018	6/14/2017	MNPS FY18 Capital Projects	1,000,000	0	0	1,000,000	0	0	
MNPS	MNPS Paving Upgrades	45018	80413018	6/14/2017	MNPS FY18 Capital Projects	200,000	0	0	200,000	0	0	
MNPS	MNPS Plumbing Upgrades	45018	80414018	6/14/2017	MNPS FY18 Capital Projects	100,000	0	0	100,000	0	0	
MNPS	x - MNPS Roof Repair Replacement	45018	80415018	6/14/2017	MNPS FY18 Capital Projects	750,000	0	0	750,000	0	0	
MNPS	MNPS School Safety Security	45018	80416018	6/14/2017	MNPS FY18 Capital Projects	150,000	0	0	150,000	0	0	
MNPS	MNPS Tech Facility Infrastr Im	45018	80417018	6/14/2017	MNPS FY18 Capital Projects	1,000,000	0	0	1,000,000	0	0	
MNPS	MNPS HVAC Upgrades/Repairs	45018	80418018	6/14/2017	MNPS FY18 Capital Projects	7,300,000	0	0	7,300,000	0	0	
MNPS	ADM GSD MNPS FY21 Cap Contingenc	45021	01411021	3/3/2021	MNPS FY21 Capital Projects	0	0	0	0	0	0	
MNPS	MNPS Hillwood High Bellevue-Constr Ph	45021	80401021	3/3/2021	MNPS FY21 Capital Projects	100,000,000	(3,651)	461,214	96,665,742	464,754	2,869,504	
MNPS	MNPS Cane Ridge High School-Addition	45021	80402021	3/3/2021	MNPS FY21 Capital Projects	18,840,000	(5,177)	24,772	18,639,930	212,299	(12,229)	*
MNPS	MNPS Cane Ridge Middle -New (Design	45021	80403021	3/3/2021	MNPS FY21 Capital Projects	4,280,000	0	0	1,072,263	0	3,207,737	
MNPS	MNPS Environmental Remediation /Test	45021	80404021	3/3/2021	MNPS FY21 Capital Projects	250,000	0	0	221,743	0	28,257	
MNPS	MNPS ADA Compliance	45021	80405021	3/3/2021	MNPS FY21 Capital Projects	1,000,000	0	(394)	996,730	0	3,270	
MNPS	MNPS HVAC Upgrades	45021	80406021	3/3/2021	MNPS FY21 Capital Projects	61,600,000	95,629	1,091,845	60,978,015	431,797	190,188	
MNPS	MNPS Emergency Construction/Conting	45021	80407021	3/3/2021	MNPS FY21 Capital Projects	9,768,800	(20,325)	984,084	9,440,751	367,460	(39,411)	*
MNPS	ADM GSD MNPS FY22 Cap Contingenc	45022	01410022	12/8/2021	MNPS FY22 Capital Projects	0	0	0	0	0	0	
MNPS	MNPS Hillwood High (Final Phase)	45022	80401022	12/8/2021	MNPS FY22 Capital Projects	29,000,000	0	59,951	27,931,040	134,861	934,099	
MNPS	MNPS Tech-Persnl Comp Replace Projs	45022	80401122	12/8/2021	MNPS FY22 Capital Projects	8,415,000	(151,279)	113,043	7,009,773	2,303,924	(898,697)	*
MNPS	MNPS Plumbing Upgrades	45022	80401222	12/8/2021	MNPS FY22 Capital Projects	1,020,000	0	147,812	894,438	0	125,562	
MNPS	MNPS Tech-Infrastr Replacmts/Projs	45022	80401322	12/8/2021	MNPS FY22 Capital Projects	4,878,000	(18,409)	40,670	4,229,318	18,409	630,273	
MNPS	MNPS Hunters Lane-Track/Stadium	45022	80402022	12/8/2021	MNPS FY22 Capital Projects	2,870,000	0	0	2,762,745	0	107,255	
MNPS	MNPS PreK & K-4 Playgrounds	45022	80402122	12/8/2021	MNPS FY22 Capital Projects	392,000	(34,452)	(34,452)	318,647	34,452	38,901	
MNPS	MNPS Facility Condition Assessment	45022	80402222	12/8/2021	MNPS FY22 Capital Projects	1,250,000	(18,524)	47,392	991,230	100,105	158,665	
MNPS	MNPS Tech-Facility Infrstr Imprv Projs	45022	80402322	12/8/2021	MNPS FY22 Capital Projects	9,534,000	(20,478)	1,483,428	9,318,539	308,451	(92,990)	*
MNPS	MNPS Antioch Cluster Elem-Design	45022	80403022	12/8/2021	MNPS FY22 Capital Projects	3,000,000	1,228	474,487	1,622,038	1,604,530	(226,568)	*
MNPS	MNPS Central Srvcs-Furniture/Equipmt	45022	80403222	12/8/2021	MNPS FY22 Capital Projects	300,000	0	0	300,000	0	0	
MNPS	MNPS School Safety / Security	45022	80403322	12/8/2021	MNPS FY22 Capital Projects	250,000	0	0	244,278	0	5,722	
MNPS	MNPS Land	45022	80404022	12/8/2021	MNPS FY22 Capital Projects	6,000,000	0	0	5,995,401	0	4,599	
MNPS	MNPS Elevator Remediations	45022	80404222	12/8/2021	MNPS FY22 Capital Projects	600,000	0	0	599,039	0	961	

Metropolitan Government of Nashville and Davidson County
Quarterly Financial Updates
Inception through June 2026
General Obligation Capital Projects

Department Description	Business Unit Description	Fund #	Business Unit / Job #	Project Approval Date	Fund Description	Budget	Period Actual Amount	YTD Actual	Inception to Date Actual	Encumbrnc Amount	Remaining Balance	Notes
MNPS	MNPS Exterior Building Imprvmnts	45022	80404322	12/8/2021	MNPS FY22 Capital Projects	9,310,000	(47,217)	806,821	9,122,528	304,940	(117,468)	*
MNPS	MNPS Percy Priest Elem-Design	45022	80405022	12/8/2021	MNPS FY22 Capital Projects	4,308,000	0	29,106	4,193,684	2,963	111,353	
MNPS	MNPS Paving Upgrades	45022	80405122	12/8/2021	MNPS FY22 Capital Projects	3,710,000	0	290,503	3,286,984	124,046	298,970	
MNPS	MNPS Fire Alarm Remediations	45022	80405222	12/8/2021	MNPS FY22 Capital Projects	1,240,000	0	1,425	987,806	71,505	180,689	
MNPS	MNPS Interior Building Imprvmnts	45022	80405322	12/8/2021	MNPS FY22 Capital Projects	2,110,000	0	0	2,110,000	0	0	
MNPS	MNPS Haywood Elem-Design	45022	80406022	12/8/2021	MNPS FY22 Capital Projects	2,400,000	0	0	784,334	11,635	1,604,031	
MNPS	MNPS Electrical Upgrades	45022	80406122	12/8/2021	MNPS FY22 Capital Projects	14,275,000	429,189	1,954,697	13,950,716	881,154	(556,870)	*
MNPS	MNPS Site Improvements	45022	80406222	12/8/2021	MNPS FY22 Capital Projects	1,510,000	0	39,770	1,147,372	13,462	349,166	
MNPS	MNPS Waverly-Belmont Elem-Parking	45022	80406322	12/8/2021	MNPS FY22 Capital Projects	525,000	0	0	525,000	0	0	
MNPS	MNPS Paragon Mills Elem-Design	45022	80407022	12/8/2021	MNPS FY22 Capital Projects	2,930,000	(14,455)	83,881	2,848,783	65,894	15,323	
MNPS	MNPS Emergency Constrctn/Contgncy	45022	80407122	12/8/2021	MNPS FY22 Capital Projects	4,008,000	323	404,284	3,759,771	216,985	31,244	
MNPS	MNPS Offc of School Imprvmts-Small Pr	45022	80407222	12/8/2021	MNPS FY22 Capital Projects	500,000	(943)	14,276	451,679	943	47,378	
MNPS	MNPS Security Vestibules	45022	80408022	12/8/2021	MNPS FY22 Capital Projects	315,000	0	0	303,089	0	11,911	
MNPS	MNPS Music Makes Us-Upgrades	45022	80408122	12/8/2021	MNPS FY22 Capital Projects	4,033,000	(4,630)	(4,044)	3,096,594	59,277	877,129	
MNPS	MNPS Athletic Facility Upgrades	45022	80408222	12/8/2021	MNPS FY22 Capital Projects	1,630,000	0	0	1,474,755	0	155,245	
MNPS	MNPS Roofing-Replacement/Repair	45022	80409022	12/8/2021	MNPS FY22 Capital Projects	10,120,000	(2,350)	51,609	9,898,354	217,879	3,767	
MNPS	MNPS Bus & Fleet Replacement	45022	80409122	12/8/2021	MNPS FY22 Capital Projects	6,000,000	0	2,576,100	5,987,168	0	12,832	
MNPS	MNPS Auditorium Upgrades	45022	80409222	12/8/2021	MNPS FY22 Capital Projects	650,000	0	0	650,000	0	0	
MNPS	MNPS ADA Compliance	45022	80413122	12/8/2021	MNPS FY22 Capital Projects	500,000	0	5,098	459,382	33,653	6,965	
MNPS	MNPS Environmental Remediation	45022	80414122	12/8/2021	MNPS FY22 Capital Projects	925,000	(2,635)	14,092	705,620	159,665	59,715	
MNPS	MNPS PB Playground Equip for Prescho	45022	80422122	12/8/2021	MNPS FY22 Capital Projects	130,000	0	0	124,695	0	5,305	
MNPS	MNPS PB Improvements to Pearl-Cohn	45022	80422222	12/8/2021	MNPS FY22 Capital Projects	450,000	0	0	450,000	0	0	
MNPS	ADM MNPS FY23 Cap Contingency	45023	01410023	2/21/2023	MNPS FY23 Cap Contingency	0	0	0	0	0	0	
MNPS	MNPS Lakeview Elem - Replace	45023	80401023	2/21/2023	MNPS FY23 Capital Projects	37,472,600	0	0	37,472,009	0	591	
MNPS	MNPS Paragon Mills Elem - Replace	45023	80402023	2/21/2023	MNPS FY23 Capital Projects	33,420,000	(6,669)	3,420,613	33,354,737	167,966	(102,703)	*
MNPS	MNPS Percy Priest Elem - Replace	45023	80403023	2/21/2023	MNPS FY23 Capital Projects	38,159,800	(5,039)	1,319	38,107,593	50,833	1,374	
MNPS	MNPS ADA Compiance	45023	80404023	2/21/2023	MNPS FY23 Capital Projects	200,000	(516)	85,004	165,471	76,690	(42,161)	*
MNPS	MNPS Environmental Remediation	45023	80405023	2/21/2023	MNPS FY23 Capital Projects	100,000	0	6,399	6,400	5,237	88,363	
MNPS	MNPS Emergency Constrctn & Contngn	45023	80406023	2/21/2023	MNPS FY23 Capital Projects	6,847,400	(7,437)	5,449,938	6,613,786	226,685	6,929	
MNPS	MNPS Bus & Fleet Replacement	45023	80407023	2/21/2023	MNPS FY23 Capital Projects	1,300,000	0	1,068,120	1,068,120	0	231,880	
MNPS	MNPS Office of School Imprvmnt-Small I	45023	80408023	2/21/2023	MNPS FY23 Capital Projects	2,375,000	0	481,021	864,703	354,286	1,156,011	
MNPS	MNPS Technology - Facility Infrastrc Imp	45023	80409023	2/21/2023	MNPS FY23 Capital Projects	3,100,000	97,796	731,346	2,259,987	62,860	777,153	
MNPS	MNPS School Safety & Security	45023	80411023	2/21/2023	MNPS FY23 Capital Projects	250,000	0	18,127	251,358	7,304	(8,662)	**
MNPS	MNPS High School Competition Turf Fie	45023	80412023	2/21/2023	MNPS FY23 Capital Projects	7,000,000	0	51,599	6,832,694	535	166,771	
MNPS	MNPS District-Wide Projects - Maintenai	45023	80413023	2/21/2023	MNPS FY23 Capital Projects	15,675,000	340,375	3,848,019	12,825,944	2,354,125	494,931	
MNPS	MNPS PB Creswell MS Upgrd Music Rm	45023	80422123	2/21/2023	GSD FY23 Cap Projs RS2023-197	90,000	0	0	0	0	90,000	
MNPS	MNPS PB Davis ELC - Upgrd Group Res	45023	80422223	2/21/2023	GSD FY23 Cap Projs RS2023-197	180,000	0	0	0	180,000	0	
MNPS	MNPS PB Haynes MS Playground	45023	80422323	2/21/2023	GSD FY23 Cap Projs RS2023-197	330,000	2,480	24,100	24,100	0	305,900	
MNPS	ADM MNPS FY24 Contingency	45024	01410024	2/21/2024	ADM MNPS FY24 Contingency	3,747,000	0	0	0	0	3,747,000	

Metropolitan Government of Nashville and Davidson County
Quarterly Financial Updates
Inception through June 2026
General Obligation Capital Projects

Department Description	Business Unit Description	Fund #	Business Unit / Job #	Project Approval Date	Fund Description	Budget	Period Actual Amount	YTD Actual	Inception to Date Actual	Encumbrnc Amount	Remaining Balance	Notes
MNPS	MNPS Lakeview Elem - FF&E/Proj Close	45024	80400024	2/21/2024	MNPS FY24 Capital Projects	22,050,000	(51,655)	7,255,086	10,542,451	1,604,507	9,903,042	
MNPS	MNPS ParagonMills Elem-FF&E/Proj Clo	45024	80401024	2/21/2024	MNPS FY24 Capital Projects	14,640,000	(107,997)	3,060,254	11,611,527	672,312	2,356,161	
MNPS	MNPS PercyPriest Elem-FF&E/Proj Clos	45024	80402024	2/21/2024	MNPS FY24 Capital Projects	19,390,000	(64,252)	4,194,372	16,033,656	371,135	2,985,209	
MNPS	MNPS Glencliff High Solar Installation	45024	80403024	2/21/2024	MNPS FY24 Capital Projects	0	0	0	0	0	0	
MNPS	MNPS MLK Magnet Solar Installation	45024	80404024	2/21/2024	MNPS FY24 Capital Projects	0	0	0	0	0	0	
MNPS	MNPS Emergency Constrctn & Contgcy	45024	80405024	2/21/2024	MNPS FY24 Capital Projects	5,000,000	30,432	4,146,987	4,489,421	870,188	(359,609)	*
MNPS	MNPS Environmental Remediation	45024	80406024	2/21/2024	MNPS FY24 Capital Projects	300,000	0	25,976	54,013	3,795	242,192	
MNPS	MNPS ADA Compliance	45024	80407024	2/21/2024	MNPS FY24 Capital Projects	500,000	2,243	133,650	434,053	62,581	3,366	
MNPS	MNPS Athletic Facility Upgrades	45024	80408024	2/21/2024	MNPS FY24 Capital Projects	6,230,000	0	734,708	5,027,680	1,207,706	(5,386)	*
MNPS	MNPS Exterior Bldg Improvements	45024	80409024	2/21/2024	MNPS FY24 Capital Projects	1,400,000	0	0	1,400,000	0	0	
MNPS	MNPS Dist-Wide Projs - Genrl Maint	45024	80410024	2/21/2024	MNPS FY24 Capital Projects	22,520,000	215,513	5,544,296	13,493,057	7,324,663	1,702,280	
MNPS	MNPS Central Services - FF&E	45024	80411024	2/21/2024	MNPS FY24 Capital Projects	150,000	0	29,466	130,009	0	19,991	
MNPS	MNPS School - Safety & Security	45024	80412024	2/21/2024	MNPS FY24 Capital Projects	1,000,000	(12,266)	6,589	1,044,823	39,249	(84,072)	**
MNPS	MNPS Bus & Fleet Replacement	45024	80413024	2/21/2024	MNPS FY24 Capital Projects	2,500,000	0	167,396	1,816,959	0	683,041	
MNPS	MNPS Nutrition Srvcs Equipment	45024	80414024	2/21/2024	MNPS FY24 Capital Projects	400,000	0	88,881	213,887	563,376	(377,263)	*
MNPS	MNPS Tech - Fac Infrastr Imprv Projs	45024	80415024	2/21/2024	MNPS FY24 Capital Projects	6,500,000	170,682	1,306,392	4,134,442	58,737	2,306,821	
MNPS	MNPS Casework, Furn, Lab Upgrades	45024	80416024	2/21/2024	MNPS FY24 Capital Projects	500,000	(12,993)	57,985	456,743	29,834	13,423	
MNPS	MNPS Office School Imprv - Small Projs	45024	80417024	2/21/2024	MNPS FY24 Capital Projects	500,000	0	10,835	10,835	0	489,165	
MNPS	ADM MNPS Contingency	45025	01410025	12/17/2024	MNPS FY25 Capital Projects	2,895,500	0	0	0	0	2,895,500	
MNPS	MNPS Glencliff High Renov / Phase 1	45025	80400025	12/17/2024	MNPS FY25 Capital Projects	10,450,000	120,000	198,955	198,955	406,045	9,845,000	
MNPS	MNPS Solar-InglElem, Overtn High, WE	45025	80401025	12/17/2024	MNPS FY25 Capital Projects	0	0	0	0	0	0	
MNPS	MNPS Alex Green Elementary FF&E	45025	80402025	12/17/2024	MNPS FY25 Capital Projects	3,000,000	(10,783)	204,942	213,791	516,766	2,269,443	
MNPS	MNPS Emerg Constr & Contingency	45025	80403025	12/17/2024	MNPS FY25 Capital Projects	5,000,000	241,129	241,129	241,129	411,604	4,347,267	
MNPS	MNPS ADA Compliance	45025	80404025	12/17/2024	MNPS FY25 Capital Projects	500,000	3,900	18,400	18,400	78,464	403,136	
MNPS	MNPS District-Wide - Maintenance	45025	80405025	12/17/2024	MNPS FY25 Capital Projects	40,150,000	1,808,145	18,770,100	22,476,074	17,623,976	49,950	
MNPS	MNPS DVR & Camera Upgrade / Replac	45025	80406025	12/17/2024	MNPS FY25 Capital Projects	500,000	0	480,913	480,913	17,330	1,757	
MNPS	MNPS Electric School Bus Charg Infr	45025	80407025	12/17/2024	MNPS FY25 Capital Projects	1,000,000	0	745,772	1,452,236	48,484	(500,720)	**
MNPS	MNPS High School Compet Turf Field	45025	80408025	12/17/2024	MNPS FY25 Capital Projects	9,000,000	174,232	7,568,822	8,878,660	415,690	(294,350)	*
MNPS	MNPS Nutrition Services Equipment	45025	80409025	12/17/2024	MNPS FY25 Capital Projects	500,000	0	0	0	0	500,000	
MNPS	MNPS School Imprvmnt Small Projects	45025	80410025	12/17/2024	MNPS FY25 Capital Projects	1,550,000	(9,600)	780,540	780,540	554,508	214,952	
MNPS	MNPS Central Services - FF&E	45025	80411025	12/17/2024	MNPS FY25 Capital Projects	300,000	0	(69,590)	343,701	8,194	(51,895)	**
MNPS	MNPS School Safety & Security	45025	80412025	12/17/2024	MNPS FY25 Capital Projects	1,000,000	(1,768)	423,676	808,318	65,891	125,791	
MNPS	MNPS Bus & Fleet Replacement	45025	80413025	12/17/2024	MNPS FY25 Capital Projects	5,000,000	(3,205,584)	977,795	977,795	3,950,205	72,000	
MNPS	MNPS Tech - Fclty Infr Impr Projects	45025	80414025	12/17/2024	MNPS FY25 Capital Projects	10,000,000	73,605	2,518,181	2,621,247	20,985	7,357,768	
MNPS	MNPS Tech - Infr Replacmnt Projects	45025	80415025	12/17/2024	MNPS FY25 Capital Projects	9,000,000	36,900	7,716,967	7,717,326	1,222,046	60,628	
MNPS	MNPS Environmental Remediation	45025	80416025	12/17/2024	MNPS FY25 Capital Projects	500,000	0	0	0	0	500,000	
MNPS	ADM MNPS FY26 Cap Contingency	45026	1.001E+09	12/16/2025	MNPS FY26 Capital Projects RS20	3,000,000	0	0	0	0	3,000,000	
MNPS	MNPS Antioch Cluster - New Elementary	45026	1.08E+09	12/16/2025	MNPS FY26 Capital Projects RS20	28,500,000	0	0	0	9,900	28,490,100	
MNPS	MNPS Early Learning Hub	45026	1.08E+09	12/16/2025	MNPS FY26 Capital Projects RS20	1,500,000	0	0	0	1,665,000	(165,000)	*

Metropolitan Government of Nashville and Davidson County
Quarterly Financial Updates
Inception through June 2026
General Obligation Capital Projects

Department Description	Business Unit Description	Fund #	Business Unit / Job #	Project Approval Date	Fund Description	Budget	Period Actual Amount	YTD Actual	Inception to Date Actual	Encumbrnc Amount	Remaining Balance	Notes
MNPS	MNPS McGavock HS - Renovate Facility	45026	1.08E+09	12/16/2025	MNPS FY26 Capital Projects RS20	8,000,000	0	0	0	0	8,000,000	
MNPS	MNPS ADA Compliance	45026	1.08E+09	12/16/2025	MNPS FY26 Capital Projects RS20	300,000	0	0	0	0	300,000	
MNPS	MNPS Bus & Fleet Replacement	45026	1.08E+09	12/16/2025	MNPS FY26 Capital Projects RS20	5,500,000	0	0	0	0	5,500,000	
MNPS	MNPS Central Services - FF&E	45026	1.08E+09	12/16/2025	MNPS FY26 Capital Projects RS20	300,000	0	0	0	0	300,000	
MNPS	MNPS District-Wide - Maintenance	45026	1.08E+09	12/16/2025	MNPS FY26 Capital Projects RS20	31,595,000	519,373	598,228	598,227	4,332,217	26,664,556	
MNPS	MNPS Facilities - Solar Installations	45026	1.08E+09	12/16/2025	MNPS FY26 Capital Projects RS20	3,248,000	0	0	0	920,178	2,327,822	
MNPS	MNPS Camera & DVR - Replace/Upgrad	45026	1.08E+09	12/16/2025	MNPS FY26 Capital Projects RS20	500,000	0	0	0	0	500,000	
MNPS	MNPS Emergency Constrctn & Contngcy	45026	1.08E+09	12/16/2025	MNPS FY26 Capital Projects RS20	2,000,000	0	0	0	0	2,000,000	
MNPS	MNPS Environmntl Remediation	45026	1.08E+09	12/16/2025	MNPS FY26 Capital Projects RS20	100,000	0	0	0	0	100,000	
MNPS	MNPS Facility Infrastrctr Projects	45026	1.08E+09	12/16/2025	MNPS FY26 Capital Projects RS20	482,500	0	0	0	2,450	480,050	
MNPS	MNPS High School Comptn Turf Fields	45026	1.08E+09	12/16/2025	MNPS FY26 Capital Projects RS20	8,250,000	1,714,036	1,757,036	1,757,036	6,019,154	473,810	
MNPS	MNPS Infrastructure Replcmnt Projs	45026	1.08E+09	12/16/2025	MNPS FY26 Capital Projects RS20	972,500	28,609	91,399	91,399	6,623,709	(5,742,608)	*
MNPS	MNPS PC Replacement Projects	45026	1.08E+09	12/16/2025	MNPS FY26 Capital Projects RS20	10,000,000	0	0	0	0	10,000,000	
MNPS	MNPS School Safety & Security	45026	1.08E+09	12/16/2025	MNPS FY26 Capital Projects RS20	2,000,000	312,943	768,504	768,504	180,926	1,050,570	
MNPS	MNPS Technology	45114	80410100	2/5/2014	MNPS FY14B Capital Projects	6,000,000	0	0	6,000,000	0	0	
MNPS	MNPS Hillsboro HS Phase 2	45118	80401118	11/22/2017	MNPS FY18B Capital Projects	8,000,000	0	0	8,000,000	0	0	
MNPS	MNPS New NSA - Design Plan Construc	45118	80402218	11/22/2017	MNPS FY18B Capital Projects	2,300,000	0	0	0	0	2,300,000	
MNPS	MNPS Emergency Contgncy	45118	80405118	11/22/2017	MNPS FY18B Capital Projects	610,000	0	0	610,000	0	0	
MNPS	MNPS Interior Bldg Improvement	45118	80406118	11/22/2017	MNPS FY18B Capital Projects	1,000,000	0	0	1,000,000	0	0	
MNPS	X - MNPS Paving Upgrades	45118	80407118	11/22/2017	MNPS FY18B Capital Projects	250,000	0	0	250,000	0	0	
MNPS	MNPS Roof Repair Replacement	45118	80408118	11/22/2017	MNPS FY18B Capital Projects	1,000,000	0	0	1,000,000	0	0	
MNPS	MNPS Tech Facility Infrastr Im	45118	80409118	11/22/2017	MNPS FY18B Capital Projects	1,925,000	0	0	1,925,000	0	0	
MNPS	MNPS ADA Compliance	45118	80410118	11/22/2017	MNPS FY18B Capital Projects	75,000	0	0	75,000	0	0	
MNPS	MNPS Bus and Fleet	45118	80411118	11/22/2017	MNPS FY18B Capital Projects	2,500,000	0	0	2,500,000	0	0	
MNPS	MNPS Hillwood HS Phase 1	45119	80401119	10/22/2018	MNPS FY19B Capital Projects	10,000,000	0	0	10,000,000	0	0	
MNPS	MNPS School Imprvmnts Small Pr	45119	80402119	10/22/2018	MNPS FY19B Capital Projects	2,000,000	0	0	2,000,000	0	0	
MNPS	MNPS Interior Building Imprvmt	45119	80405119	10/22/2018	MNPS FY19B Capital Projects	1,000,000	0	0	1,000,000	0	0	
MNPS	MNPS HVAC Upgrades	45119	80406119	10/22/2018	MNPS FY19B Capital Projects	9,900,000	0	0	9,900,000	0	0	
MNPS	MNPS Plumbing Upgrades	45119	80407119	10/22/2018	MNPS FY19B Capital Projects	1,820,000	0	0	1,820,000	0	0	
MNPS	MNPS Electrical Upgrades	45119	80408119	10/22/2018	MNPS FY19B Capital Projects	2,900,000	0	0	2,900,000	0	0	
MNPS	MNPS Exterior Building Imprvmt	45119	80409119	10/22/2018	MNPS FY19B Capital Projects	1,000,000	0	0	1,000,000	0	0	
MNPS	MNPS School Safety Security	45119	80410119	10/22/2018	MNPS FY19B Capital Projects	250,000	0	0	250,000	0	0	
MNPS	MNPS Bus Fleet Replacement	45119	80411119	10/22/2018	MNPS FY19B Capital Projects	5,000,000	0	0	5,000,000	0	0	
MNPS	MNPS Maplewood Athletic Upgrad	45119	80412119	10/22/2018	MNPS FY19B Capital Projects	1,900,000	0	0	1,900,000	0	0	
MNPS	MNPS Site Improvements	45119	80413119	10/22/2018	MNPS FY19B Capital Projects	1,000,000	0	0	1,000,000	0	0	
MNPS	MNPS Roof Repair Replacements	45119	80414119	10/22/2018	MNPS FY19B Capital Projects	1,000,000	0	0	1,000,000	0	0	
MNPS	MNPS Paving Upgrades	45119	80415119	10/22/2018	MNPS FY19B Capital Projects	1,000,000	0	0	1,000,000	0	0	
MNPS	MNPS Enviromntl Remedtn Test	45119	80416119	10/22/2018	MNPS FY19B Capital Projects	280,000	0	0	280,000	0	0	
MNPS	MNPS Casework Furn Lab Upgrade	45119	80417119	10/22/2018	MNPS FY19B Capital Projects	1,000,000	0	0	1,000,000	0	0	

Metropolitan Government of Nashville and Davidson County
Quarterly Financial Updates
Inception through June 2026
General Obligation Capital Projects

Department Description	Business Unit Description	Fund #	Business Unit / Job #	Project Approval Date	Fund Description	Budget	Period Actual Amount	YTD Actual	Inception to Date Actual	Encumbrnc Amount	Remaining Balance	Notes
MNPS	MNPS Tech Improve Replace	45119	80418119	10/22/2018	MNPS FY19B Capital Projects	15,000,000	0	0	15,000,000	0	0	
MNPS	MNPS ADA Compliance	45119	80419119	10/22/2018	MNPS FY19B Capital Projects	400,000	0	0	400,000	0	0	
MNPS	MNPS Cntrl Srvcs Furniture Equ	45119	80420119	10/22/2018	MNPS FY19B Capital Projects	150,000	0	0	150,000	0	0	
MNPS	MNPS Emrgncy Constructn Contng	45119	80421119	10/22/2018	MNPS FY19B Capital Projects	5,900,000	0	0	5,900,000	0	0	
MNPS	MNPS Pre K and K4 Playgrounds	45119	80422119	10/22/2018	MNPS FY19B Capital Projects	300,000	0	0	300,000	0	0	
MNPS	MNPS Project Management	45119	80423119	10/22/2018	MNPS FY19B Capital Projects	100,000	0	0	100,000	0	0	
MNPS	MNPS Schools R12 Project	45119	80424119	10/22/2018	MNPS FY19B Capital Projects	1,000,000	0	0	1,000,000	0	0	
MNPS	ADM GSD MNPS FY20B Cap Proj Conti	45220	01433220	10/22/2018	MNPS FY20B Cap Projs RS2020-2	0	0	0	0	0	0	
MNPS	MNPS Goodlettsville Elem Replacement	45220	80400220	3/18/2020	MNPS FY20B Cap Projs RS2020-2	27,410,000	0	51,915	27,410,000	0	0	
MNPS	MNPS Lakeview Elem-Design	45220	80401220	3/18/2020	MNPS FY20B Cap Projs RS2020-2	4,247,400	0	698,070	4,247,400	0	0	
MNPS	MNPS Pearl Cohn High-Track & Stadium	45220	80402220	3/18/2020	MNPS FY20B Cap Projs RS2020-2	1,240,000	0	0	1,240,000	0	0	
MNPS	MNPS Office of School Improvement Pro	45220	80403220	3/18/2020	MNPS FY20B Cap Projs RS2020-2	500,000	0	0	500,000	0	0	
MNPS	MNPS Central Service-Furniture & Equip	45220	80404220	3/18/2020	MNPS FY20B Cap Projs RS2020-2	100,000	0	0	100,000	0	0	
MNPS	MNPS School Safety & Security	45220	80405220	3/18/2020	MNPS FY20B Cap Projs RS2020-2	200,000	0	0	198,127	0	1,873	
MNPS	MNPS Bus & Fleet Vehicle Replacement	45220	80406220	3/18/2020	MNPS FY20B Cap Projs RS2020-2	4,800,000	0	174,628	4,622,091	24,000	153,909	
MNPS	MNPS Tech-Facility Infrastructure Impr	45220	80407220	3/18/2020	MNPS FY20B Cap Projs RS2020-2	6,900,000	0	(263,020)	6,887,118	0	12,882	
MNPS	MNPS ADA Compliance	45220	80408220	3/18/2020	MNPS FY20B Cap Projs RS2020-2	500,000	0	0	500,000	0	0	
MNPS	MNPS Emergency Construction/Conting	45220	80409220	3/18/2020	MNPS FY20B Cap Projs RS2020-2	350,000	0	1,798	350,000	0	0	
MNPS	MNPS Electrical Upgrades	45220	80410220	3/18/2020	MNPS FY20B Cap Projs RS2020-2	9,430,000	0	462,447	9,430,000	0	0	
MNPS	MNPS HVAC Upgrades	45220	80420220	3/18/2020	MNPS FY20B Cap Projs RS2020-2	13,100,000	0	719,899	13,100,000	0	0	
MNPS	MNPS Roof Repair/Replacement	45220	80430220	3/18/2020	MNPS FY20B Cap Projs RS2020-2	4,000,000	0	4,047	4,000,000	0	0	
MNPS	MNPS Exterior Building Improvements	45220	80440220	3/18/2020	MNPS FY20B Cap Projs RS2020-2	1,700,000	0	10,630	1,700,000	0	0	
MNPS	MNPS Interior Building Improvements	45220	80450220	3/18/2020	MNPS FY20B Cap Projs RS2020-2	2,100,000	0	50,373	2,100,000	0	0	
MNPS	MNPS Plumbing Upgrades	45220	80460220	3/18/2020	MNPS FY20B Cap Projs RS2020-2	400,000	0	8,047	400,000	0	0	
MNPS	MNPS Environmental Remediation	45220	80470220	3/18/2020	MNPS FY20B Cap Projs RS2020-2	200,000	0	0	200,000	0	0	
MNPS	MNPS Building Energy Upgrades	45220	80480220	3/18/2020	MNPS FY20B Cap Projs RS2020-2	70,000	0	30,259	70,000	0	0	
MNPS	MNPS Tornado Rpr Churchwell	45220	80491220	3/18/2020	MNPS FY20B Cap Projs RS2020-2	630,791	0	0	630,791	0	0	
MNPS	MNPS Tornado Rpr Lockeland	45220	80492220	3/18/2020	MNPS FY20B Cap Projs RS2020-2	188,333	0	0	188,333	0	0	
MNPS	MNPS Tornado Rpr Meigs Magnet	45220	80493220	3/18/2020	MNPS FY20B Cap Projs RS2020-2	3,318,035	0	0	3,318,035	0	0	
MNPS	MNPS Tornado Misc Repairs/Clean-Up	45220	80494220	3/18/2020	MNPS FY20B Cap Projs RS2020-2	21,958	0	0	21,958	0	0	
MNPS	MNPS Tornado Tech Repairs	45220	80495220	3/18/2020	MNPS FY20B Cap Projs RS2020-2	0	0	0	0	0	0	
MNPS	MNPS Tornado Large Repair Contingen	45220	80496220	3/18/2020	MNPS FY20B Cap Projs RS2020-2	174,106	0	0	174,106	0	0	
	MNPS TOTALS					**1,720,344,913**	**2,439,387**	**100,087,633**	**1,489,116,837**	**72,196,884**	**159,031,192**	
				*** Overage due to Encumbrances. Negative Balance will Clear as Actual Payments are Made or Encumbrances are cancelled.**								
				**** Overage due to Mis-Applied Payment and is in the Process of Being Corrected.**								
					GRAND TOTAL	**6,702,672,960**	**33,117,121**	**499,262,367**	**5,263,622,061**	**330,851,418**	**1,108,199,481**	